

ACKNOWLEDGEMENT:

- Acknowledgement Letter
- Acknowledgement Email
- Acknowledgement **Not Required**
- Thank you & Noted Letter

Department Ref #: MI191588

Policy Advisor: Anthony

Re-issue: Min for Natural Resources and Mines

mine safety

RESPONSE:

- Minister
 - Dept Contact required
- Assistant Minister
 - Dept Contact required
- Chief of Staff
 - Dept Contact required
- Hospital and Health Service
- Refer to Department for Direct Reply (**Action Direct**)
- No Response Required (**Note and File**)
- BRIEFING NOTE REQUIRED
- BRIEFING NOTE NOT REQUIRED

Previous Dept Ref #: _____

URGENT

URGENT

URGENT

INSTRUCTIONS:

HSSA preparing urgent response

Reviewed by: [Signature]

Date: 23.5.14.

Sent to ESU by: [Signature]

Date: 23/5/14

ESU ONLY MINU

Action Officer: HSSA

Due Date: 2.6.14

Template: C

DOH-DL 15/16-041



Hon Andrew Cripps MP
Minister for Natural Resources and Mines

21 MAY 2014

Ref CTS 11795/14

19 MAY 2014

Level 17 QMEC Building
61 Mary Street Brisbane QLD 4000
PO Box 15216 City East
Queensland 4002 Australia
Telephone +61 7 3199 8215
Facsimile +61 7 3224 2491
Email nrm@ministerial.qld.gov.au

The Honourable Lawrence Springborg MP
Minister for Health
GPO Box 48
BRISBANE QLD 4001

Dear Minister *Lawrence*

I am writing to request assistance with an issue I consider vitally important – mine safety.

The Mines Inspectorate of the Department of Natural Resources and Mines is currently investigating a tragic fatal accident at the [redacted] when a coal mine worker appears to have been overcome by an irrespirable atmosphere. It appears that [redacted] had attempted to enter a part of the mine that was sealed and being filled with inert gas to reduce the risk of gas explosions and fires.

As part of the department's investigation, the victim's toxicology report is vital in determining the cause of death. This will remove any doubt and establish the true nature and cause of the incident so that the correct preventative measures can be implemented across the industry to stop a recurrence.

I have been advised that this toxicology testing and reporting, being undertaken at the John Tonge Centre at Coopers Plains, is expected to take a minimum of three months.

To enable the investigation to proceed to completion as quickly as possible I am requesting that the toxicology testing and reporting process be accelerated. This will greatly assist in promptly disseminating any safety recommendations from the investigation to underground coal mines and the swift implementation of preventative measures. Any help that you can provide in giving this matter a higher priority would be greatly appreciated.

I have also written to the Attorney-General, The Honourable Jarrod Bleijie MP, requesting his assistance.

If you have any questions about my request to you, Mr Andrew Freeman, Chief of Staff, will be pleased to assist you and can be contacted on telephone [redacted]

Yours sincerely

Andrew Cripps MP
Minister for Natural Resources and Mines



Hon Lawrence Springborg MP
Minister for Health

Level 19
147-163 Charlotte Street Brisbane 4000
GPO Box 48 Brisbane
Queensland 4001 Australia
Telephone +61 7 3234 1191
Facsimile +61 7 3229 4731
Email health@ministerial.qld.gov.au

MI197588

The Honourable Andrew Cripps MP
Minister for Natural Resources and Mines
Member for Hinchinbrook
PO Box 15216
CITY EAST QLD 4002

04 JUN 2014

Dear Minister *Andrew*

Thank you for your letter dated 19 May 2014, in relation to the tragic fatal accident at the [redacted]
[redacted]

I appreciate you taking the time to write and share your views on the importance of mine safety and the need for the investigation to proceed to completion as quickly as possible. I am advised that the autopsy examination of [redacted] was performed by Dr Buxton on 8 May 2014. Dr Buxton is a privately employed forensic pathologist, based in Rockhampton, who is contracted on a fee for service basis by the Department of Justice and Attorney-General.

The toxicology laboratory at Forensic and Scientific Services, Health Services Support Agency, Department of Health, received samples from Dr Buxton on 13 May 2014, as part of testing he requested to assist in determining the cause of death. An interim toxicology certificate containing the results of all tests requested, with the exception of one uncommon test, was forwarded to Dr Buxton and to the Coroner on 28 May 2014. The uncommon test for the detection of methane gas was completed separately and was sent to Dr Buxton on 30 May 2014.

Please be assured that Forensic and Scientific Services endeavours, at all times, to perform coronial testing within the timeframes required by Coroners to aid their investigations.

Thank you again for bringing this matter to my attention. Should your officers require any further information in relation to this matter, I have arranged for Mr Greg Shaw, Senior Director, Forensic and Scientific Services, Health Services Support Agency, Department of Health, on telephone [redacted], to be available to assist.

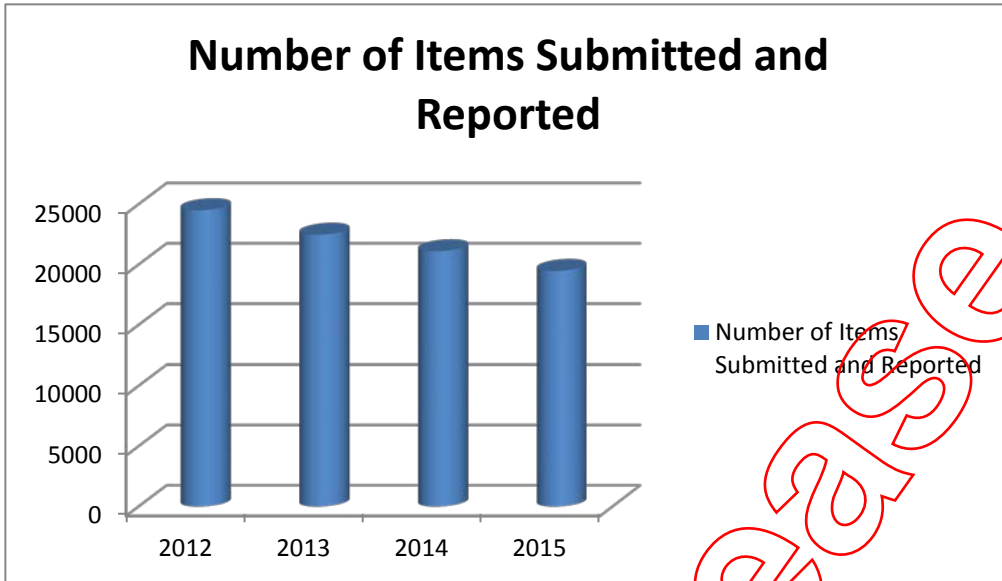
Yours sincerely


LAWRENCE SPRINGBORG MP
Minister for Health

Forensic DNA Analysis

Year	Number of Items Submitted and Reported
2012	24505
2013	22472
2014	21106
2015	19475

Capacity (with current



RTI Release

staff and budget), could process a 10% increase

RTI Release

Clandestine labs	2012	2013	2014	2015
No of Cases Received	379	417	411	340
No of Cases Reported	378	388	439	306

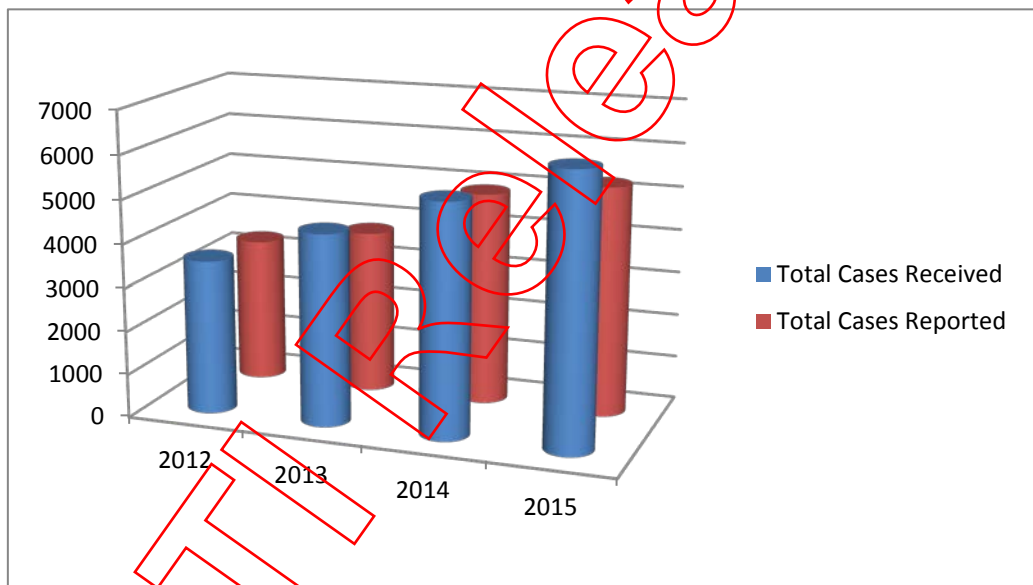
Trace Evidence

No of Cases Received	72	105	88	97
No of Cases Reported	62	87	85	89

Illicit Drug Group

No of Cases Received	3088	3875	4838	5791
No of Cases Reported	2890	3293	4379	4884

	2012	2013	2014	2015
Total Cases	3539	4397	5337	6228
Total Cases	3330	3768	4903	5279



RTI

DOH

Capacity (with current staff and budget) - at full capacity

RTI Release



Monthly Report – December 2014
 Police Services Stream
 Cathie Allen – Managing Scientist

	Target	December 2014	
Out of scope			

Non Financial KPIs reported:

	Mthly Avg over 6mths	Forensic Chemistry Dec-14
Number of Cases Received	418	428
Number of Cases Completed	384	353
Number of Cases in Progress	1,110	1203
Turnaround Time (days)	85	86

	Mthly Avg over 6mths	Forensic DNA Analysis Dec-14
Number of Items Received	1,580	1413
Number of Cases Completed	870	752
Number of Items in Progress	2,228	2370
Turnaround Time (days)	79	89
Number of Person Samples Billed	1,252	835
Number of Person Samples uploaded to NCIDD	1,131	889

Out of scope			

Out of scope

RTI Release





Monthly Report – January 2015
 Police Services Stream
 Cathie Allen – Managing Scientist

	Target	December 2014	January 2015
Out of scope			

Non Financial KPIs reported:

	Mthly Avg over 6mths	Forensic Chemistry Jan-15
Number of Cases Received	418	458
Number of Cases Completed	384	340
Number of Cases in Progress	1,110	1307
Turnaround Time (days)	85	84

	Mthly Avg over 6mths	Forensic DNA Analysis Jan-15
Number of Items Received	1,580	1759
Number of Cases Completed	870	833
Number of Items in Progress	2,228	2767
Turnaround Time (days)	79	195
Number of Person Samples Billed	1,252	1705
Number of Person Samples uploaded to NCIDD	1,131	1498

Out of scope			

Out of scope

RTI Release



Police Services Stream – Cathie Allen

Monthly Report – February 2015

Out of scope

RTI Release



Out of scope

KPI Report

	Mthly Avg over 6mths	Forensic Chemistry Jan-15	Forensic Chemistry Feb-15
Number of Cases Received	418	458	520
Number of Cases Completed	384	340	445
Number of Cases in Progress	1,110	1307	1364
Turnaround Time (days)	85	84	98

	Mthly Avg over 6mths	Forensic DNA Analysis Jan-15	Forensic DNA Analysis Feb-15
Number of Items Received	1,580	1759	1625
Number of Cases Completed	870	833	992 (~2,276 items)
Number of Items in Progress	2,228	2767	2590
Turnaround Time (days)	79	195	54
Number of Person Samples Billed	1,252	1705	1820
Number of Person Samples uploaded to NCIDD	1,131	1498	1756

(Avg No. of items per case is 1.7 for Volume & 4 for Major)



Police Services Stream – Cathie Allen

Monthly Report – March 2015

Out of scope

RTI Release

Out of scope

RTI Released

KPI Report

	Mthly Avg over 6mths	Forensic Chemistry Jan-15	Forensic Chemistry Feb-15	Forensic Chemistry Mar-15
Number of Cases Received	418	458	520	416
Number of Cases Completed	384	340	445	437
Number of Cases in Progress	1,110	1307	1364	1334
Turnaround Time (days)	85	84	98	90

	Mthly Avg over 6mths	Forensic DNA Analysis Jan-15	Forensic DNA Analysis Feb-15	Forensic DNA Analysis Mar-15
Number of Items Received	1,580	1759	1625	1735
Number of Cases Completed	870	833	992 (~2,276 items)	1336 (~3073 items)
Number of Items in Progress	2,228	2767	2590	1940
Turnaround Time (days)	79	195	54	62
Number of Person Samples Billed	1,252	1705	1820	1554
Number of Person Samples uploaded to NCIDD	1,131	1498	1756	1601

RTI RELEASED



Police Services Stream – Cathie Allen

Monthly Report – April 2015

Out of scope

RTI Release



Out of scope

RTI Release





Monthly Police Services Stream Dashboard, Forensic & Scientific Services

April 2015		
	Forensic DNA Analysis	Forensic Chemistry
Out of scope		
Supply/Demand	2778 items in progress	907 items in progress

Detail of measures used above:

	Forensic DNA Analysis	Forensic Chemistry
Out of scope		
Supply/Demand	No. of items currently in progress of testing	No. of items currently in progress of testing [No. of items = average no. of items per case, 245 cases in progress]

	Needs management intervention (process out of control)
	Under close review (process in control but not meeting capability targets)
	No review required (process in control and meeting capability targets)

Prepared by: Cathie Allen, Managing Scientist, Police Services Stream



Police Services Stream – Cathie Allen
Monthly Report – May 2015

Out of scope

RTI Release

Out of scope

RTI Released





Prepared by: Greg Shaw

May 2015		
	Forensic DNA Analysis	Forensic Chemistry
Out of scope		
Supply/Demand	1423 items in progress	1237 items in progress

Detail of measures used above:

	Forensic DNA Analysis	Forensic Chemistry
Out of scope		
Supply/Demand	No. of items currently in progress of testing	No. of items currently in progress of testing (No. of items = average no. of items per case, 344 cases in progress)

	Needs management intervention (process out of control)
	Under close review (process in control but not meeting capability targets)
	No review required (process in control and meeting capability targets)



Police Services Stream – Cathie Allen

Monthly Report – June 2015

Out of scope

RTI Release

Out of scope

RTI Release





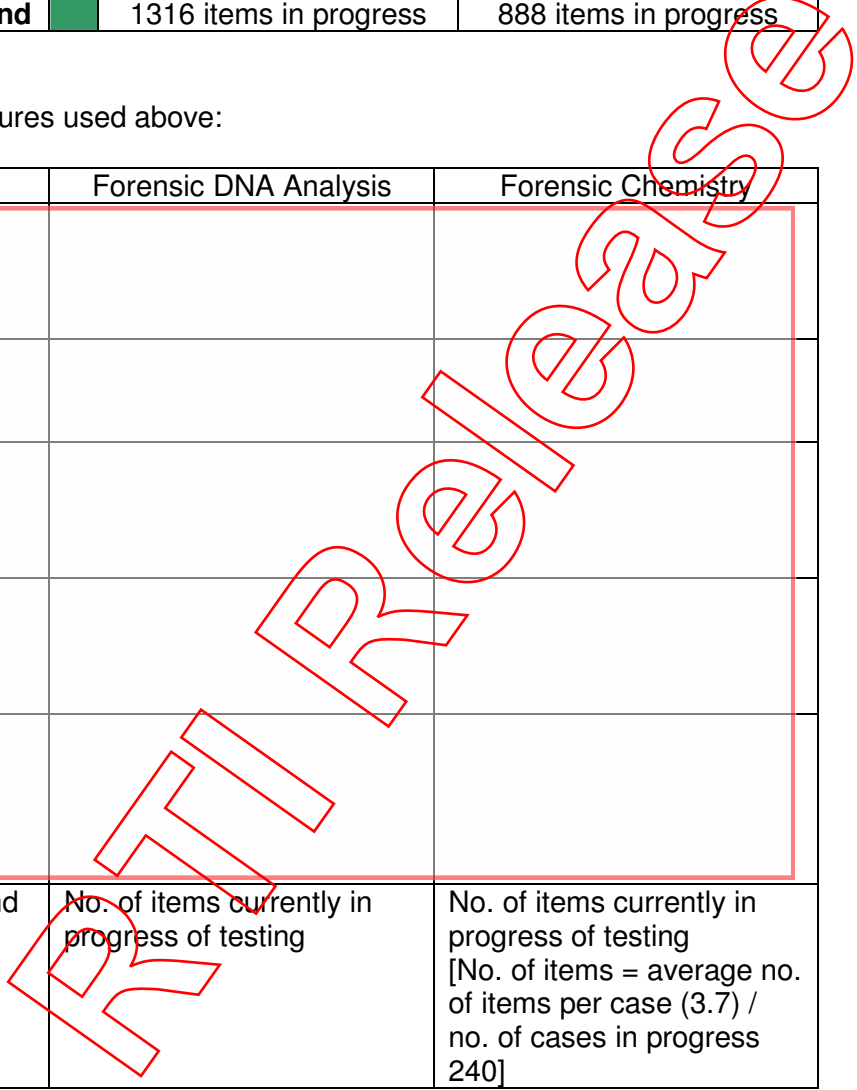
Monthly Dashboard for Police Services Stream, Forensic & Scientific Services

June 2015		
	Forensic DNA Analysis	Forensic Chemistry
Out of scope		
Supply/Demand	1316 items in progress	888 items in progress

Detail of measures used above:

	Forensic DNA Analysis	Forensic Chemistry
Out of scope		
Supply/Demand	No. of items currently in progress of testing	No. of items currently in progress of testing [No. of items = average no. of items per case (3.7) / no. of cases in progress 240]

	Needs management intervention (process out of control)
	Under close review (process in control but not meeting capability targets)
	No review required (process in control and meeting capability targets)



Previous Dashboards
 (Corrected for number of items completed per month)

		April 2015	
		Forensic DNA Analysis	Forensic Chemistry
Out of scope			
		2778 items in progress	907 items in progress

		May 2015	
		Forensic DNA Analysis	Forensic Chemistry
Out of scope			
Supply/Demand		1423 items in progress	1237 items in progress

Prepared by: Cathie Allen, Managing Scientist, Police Services Stream

RTI RELEASED



Police Services Stream – Cathie Allen

Monthly Report – July 2015

Out of scope

RTI Release



Out of scope

RTI Release





Monthly Dashboard for Police Services Stream, Forensic & Scientific Services

		July 2015	
		Forensic DNA Analysis	Forensic Chemistry
Out of scope			
Supply/Demand		1195 items in progress 0 items waiting	821 items in progress 4427 items waiting

Detail of measures used above:

	Forensic DNA Analysis	Forensic Chemistry
Out of scope		
Supply/Demand	No. of items currently in progress of testing No. of items waiting to be processed	No. of items currently in progress of testing [No. of items = average no. of items per case (3.7) / no. of cases in progress 222] No. of items waiting to be processed = avg no. of items per case x no. of cases to be allocated

	Needs management intervention (process out of control)
	Under close review (process in control but not meeting capability targets)
	No review required (process in control and meeting capability targets)

Previous Dashboards
 (Corrected for number of items completed per month)

Forensic DNA Analysis

	April	May	June
Out of scope			
Supply/Demand	2778 items in progress 0 items waiting	1423 items in progress 0 items waiting	1316 items in progress 0 items waiting

Forensic Chemistry

	April	May	June
Out of scope			
Supply/Demand	907 items in progress 4059 items waiting	1237 items in progress 3963 items waiting	888 items in progress 4666 items waiting

Prepared by: Cathie Allen, Managing Scientist, Police Services Stream

RTI REQUESTS



Police Services Stream – Cathie Allen

Monthly Report – August 2015

Out of scope

RTI Release



Out of scope

RTI Release





Monthly Dashboard for Police Services Stream, Forensic & Scientific Services

		August 2015	
		Forensic DNA Analysis	Forensic Chemistry
Out of scope			
Supply/Demand		1019 items in progress 0 items waiting	1088 items in progress 4877 items waiting

Detail of measures used above:

	Forensic DNA Analysis	Forensic Chemistry
Out of scope		
Supply/Demand	No. of items currently in progress of testing No. of items waiting to be processed	No. of items currently in progress of testing [No. of items = average no. of items per case (3.7) / no. of cases in progress 294] No. of items waiting to be processed = avg no. of items per case x no. of cases to be allocated

	Needs management intervention (process out of control)
	Under close review (process in control but not meeting capability targets)
	No review required (process in control and meeting capability targets)

DOI: 10.15/16-0411

Previous Dashboards
 (Corrected for number of items completed per month)

Forensic DNA Analysis

	April	May	June	July
Out of scope				
Supply / Demand	2778 items in progress 0 items waiting	1423 items in progress 0 items waiting	1316 items in progress 0 items waiting	1195 items in progress 0 items waiting

Forensic Chemistry

	April	May	June	July
Out of scope				
Supply / Demand	907 items in progress 4059 items waiting	1237 items in progress 3963 items waiting	888 items in progress 4666 items waiting	821 items in progress 4427 items waiting

Prepared by: Cathie Allen, Managing Scientist, Police Services Stream



Police Services Stream – Cathie Allen

Monthly Report – September 2015

Out of scope

RTI Release



Out of scope

RTI Released





Monthly Dashboard for Police Services Stream, Forensic & Scientific Services

		September 2015	
		Forensic DNA Analysis	Forensic Chemistry
Out of scope			
Supply / Demand		1019 items in progress 0 items waiting	784 items in progress 4906 items waiting

Detail of measures used above:

	Forensic DNA Analysis	Forensic Chemistry
Out of scope		
Supply/Demand	No. of items currently in progress of testing No. of items waiting to be processed	No. of items currently in progress of testing [No. of items = average no. of items per case (3.7) / no. of cases in progress 212] No. of items waiting to be processed = avg no. of items per case x no. of cases to be allocated 1326

	Needs management intervention (process out of control)
	Under close review (process in control but not meeting capability targets)
	No review required (process in control and meeting capability targets)

Previous Dashboards
(Corrected for number of items completed per month)

Forensic DNA Analysis

	April	May	June	July	Aug
Out of scope					
Supply / Demand	2778 items in progress 0 items waiting	1423 items in progress 0 items waiting	1316 items in progress 0 items waiting	1195 items in progress 0 items waiting	1019 items in progress 0 items waiting

Forensic Chemistry

	April	May	June	July	Aug
Out of scope					
Supply / Demand	907 items in progress 4059 items waiting	1237 items in progress 3963 items waiting	888 items in progress 4666 items waiting	821 items in progress 4427 items waiting	1088 items in progress 4877 items waiting

Prepared by: Cathie Allen, Managing Scientist, Police Services Stream



Police Services Stream – Cathie Allen

Monthly Report – October 2015

Out of scope

RTI Release

Out of scope

RTI Release

--	--	--	--	--	--	--	--	--	--	--





Monthly Dashboard for Police Services Stream, Forensic & Scientific Services

		October 2015	
		Forensic DNA Analysis	Forensic Chemistry
Out of scope			
Supply / Demand		1141 items in progress 0 items waiting	1096 items in progress 5239 items waiting

Detail of measures used above:

	Forensic DNA Analysis	Forensic Chemistry
Out of scope		
Supply/Demand	No. of items currently in progress of testing No. of items waiting to be processed	No. of items currently in progress of testing [No. of items = average no. of items per case (3.7) / no. of cases in progress 296] No. of items waiting to be processed = avg no. of items per case x no. of cases to be allocated 1416

	Needs management intervention (process out of control)
	Under close review (process in control but not meeting capability targets)
	No review required (process in control and meeting capability targets)

Previous Dashboards
(Corrected for number of items completed per month)

Forensic DNA Analysis

	April	May	June	July	Aug	Sep
Out of scope						
Supply / Demand	2778 items in progress 0 items waiting	1423 items in progress 0 items waiting	1316 items in progress 0 items waiting	1195 items in progress 0 items waiting	1019 items in progress 0 items waiting	1019 items in progress 0 items waiting

Forensic Chemistry

	April	May	June	July	Aug	Sep
Out of scope						
Supply / Demand	907 items in progress 4059 items waiting	1237 items in progress 3963 items waiting	888 items in progress 4666 items waiting	821 items in progress 4427 items waiting	1088 items in progress 4877 items waiting	784 items in progress 4906 items waiting

Prepared by: Cathie Allen, Managing Scientist, Police Services Stream

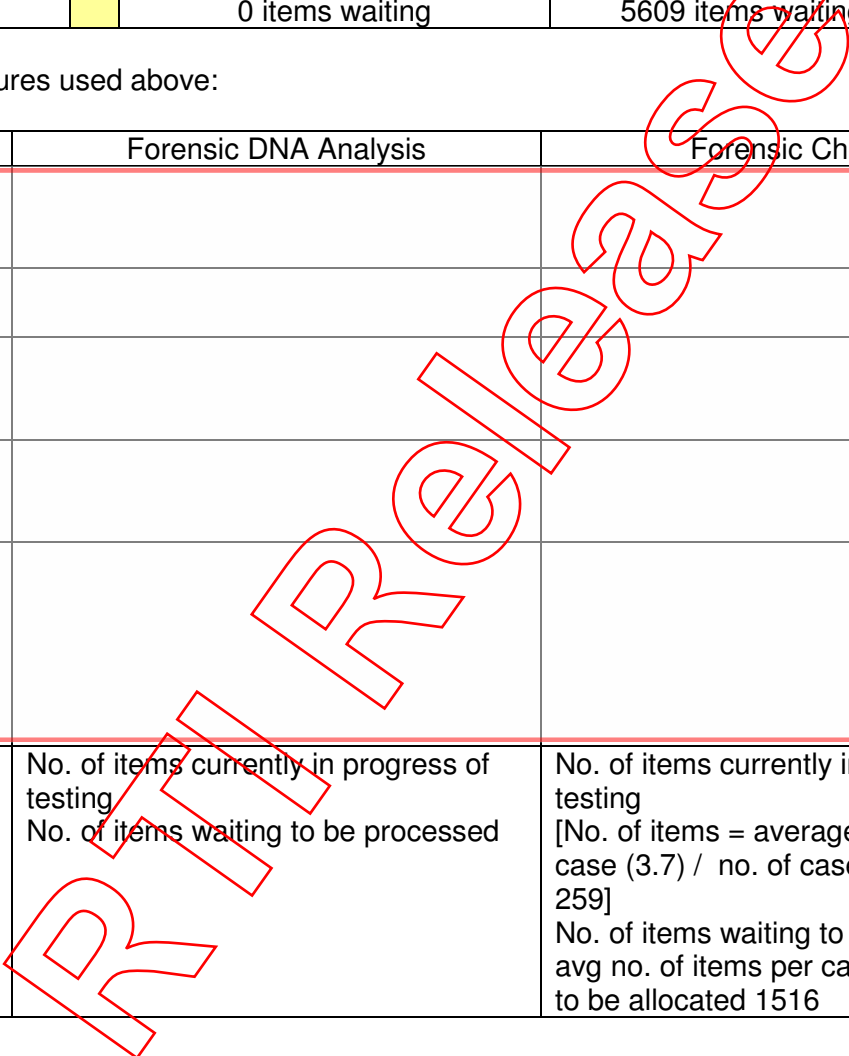


Monthly Dashboard for Police Services Stream, Forensic & Scientific Services

		November 2015	
		Forensic DNA Analysis	Forensic Chemistry
Out of scope			
Supply / Demand		868 items in progress 0 items waiting	958 items in progress 5609 items waiting

Detail of measures used above:

	Forensic DNA Analysis	Forensic Chemistry
Out of scope		
Supply/Demand	No. of items currently in progress of testing No. of items waiting to be processed	No. of items currently in progress of testing [No. of items = average no. of items per case (3.7) / no. of cases in progress 259] No. of items waiting to be processed = avg no. of items per case x no. of cases to be allocated 1516



	Needs management intervention (process out of control)
	Under close review (process in control but not meeting capability targets)
	No review required (process in control and meeting capability targets)

Previous Dashboards
(Corrected for number of items completed per month)

Forensic DNA Analysis

	April	May	June	July	Aug	Sep	Oct
Out of scope							
Supply / Demand	2778 items in progress 0 items waiting	1423 items in progress 0 items waiting	1316 items in progress 0 items waiting	1195 items in progress 0 items waiting	1019 items in progress 0 items waiting	1019 items in progress 0 items waiting	1141 items in progress 0 items waiting

Forensic Chemistry

	April	May	June	July	Aug	Sep	Oct
Out of scope							
Supply / Demand	907 items in progress 4059 items waiting	1237 items in progress 3963 items waiting	888 items in progress 4666 items waiting	821 items in progress 4427 items waiting	1088 items in progress 4877 items waiting	784 items in progress 4906 items waiting	1096 items in progress 5239 items waiting

Prepared by: Cathie Allen, Managing Scientist, Police Services Stream



Monthly Dashboard for Police Services Stream, Forensic & Scientific Services


Prepared by: Cathie Allen, Managing Scientist, Police Services Stream

		December 2015	
		Forensic DNA Analysis	Forensic Chemistry
Out of scope			
Supply / Demand		1165 items in progress 0 items waiting	844 items in progress 5935 items waiting

Detail of measures used above:

		Forensic DNA Analysis	Forensic Chemistry
Out of scope			
Supply/Demand	No. of items currently in progress of testing No. of items waiting to be processed	No. of items currently in progress of testing [No. of items = average no. of items per case (3.7) / no. of cases in progress 228] No. of items waiting to be processed = avg no. of items per case x no. of cases to be allocated 1604	

	Needs management intervention (process out of control)
	Under close review (process in control but not meeting capability targets)
	No review required (process in control and meeting capability targets)



Forensic DNA Analysis

	April	May	June	July	Aug	Sep	Oct	Nov
Out of scope								
Supply / Demand	2778 items in progress 0 items waiting	1423 items in progress 0 items waiting	1316 items in progress 0 items waiting	1195 items in progress 0 items waiting	1019 items in progress 0 items waiting	1019 items in progress 0 items waiting	1141 items in progress 0 items waiting	868 items in progress 0 items waiting

Forensic Chemistry

	April	May	June	July	Aug	Sep	Oct	Nov
Out of scope								
Supply / Demand	907 items in progress 4059 items waiting	1237 items in progress 3963 items waiting	888 items in progress 4666 items waiting	821 items in progress 4427 items waiting	1088 items in progress 4877 items waiting	784 items in progress 4906 items waiting	1096 items in progress 5239 items waiting	958 items in progress 5609 items waiting



Police Services Stream – Cathie Allen

Monthly Report – January 2016

Out of scope

RTI Release

Out of scope

RTI Release



Monthly Dashboard for Police Services Stream, Forensic & Scientific Services


Prepared by: Cathie Allen, Managing Scientist, Police Services Stream

		January 2016	
		Forensic DNA Analysis	Forensic Chemistry
Out of scope			
Supply / Demand		1390 items in progress 0 items waiting	895 items in progress 5994 items waiting

Detail of measures used above:

		Forensic DNA Analysis	Forensic Chemistry
Out of scope			
Supply/Demand	No. of items currently in progress of testing No. of items waiting to be processed	No. of items currently in progress of testing [No. of items = average no. of items per case (3.7) / no. of cases in progress 242] No. of items waiting to be processed = avg no. of items per case x no. of cases to be allocated	

	Needs management intervention (process out of control)
	Under close review (process in control but not meeting capability targets)
	No review required (process in control and meeting capability targets)



Forensic DNA Analysis

	May	June	July	Aug	Sep	Oct	Nov	Dec
Out of scope								Out of scope
Supply / Demand	1423 items in progress 0 items waiting	1316 items in progress 0 items waiting	1195 items in progress 0 items waiting	1019 items in progress 0 items waiting	1019 items in progress 0 items waiting	1141 items in progress 0 items waiting	868 items in progress 0 items waiting	1165 items in progress 0 items waiting

Forensic Chemistry

	May	June	July	Aug	Sep	Oct	Nov	Dec
Out of scope								Out of scope
Supply / Demand	1237 items in progress 3963 items waiting	888 items in progress 4666 items waiting	821 items in progress 4427 items waiting	1088 items in progress 4877 items waiting	784 items in progress 4906 items waiting	1096 items in progress 5239 items waiting	958 items in progress 5609 items waiting	844 items in progress 5935 items waiting

RTI RELEASE



Monthly Dashboard for Police Services Stream, Forensic & Scientific Services

Prepared by: Cathie Allen, Managing Scientist, Police Services Stream


		February 2016	
		Forensic DNA Analysis	Forensic Chemistry
Out of scope			
Supply / Demand		1072 items in progress 0 items waiting	1010 items in progress 5569 items waiting

Detail of measures used above:

		Forensic DNA Analysis	Forensic Chemistry
Out of scope			
Supply/Demand		No. of items currently in progress of testing No. of items waiting to be processed	No. of items currently in progress of testing [No. of items = average no. of items per case (3.7) / no. of cases in progress 273] No. of items waiting to be processed = avg no. of items per case x no. of cases to be allocated (1505)

	Needs management intervention (process out of control)
	Under close review (process in control but not meeting capability targets)
	No review required (process in control and meeting capability targets)

DONOR 15/16-041



Forensic DNA Analysis

	May	June	July	Aug	Sep	Oct	Nov	Dec	Jan
Out of scope									
Supply / Demand	1423 items in progress 0 items waiting	1316 items in progress 0 items waiting	1195 items in progress 0 items waiting	1019 items in progress 0 items waiting	1019 items in progress 0 items waiting	1141 items in progress 0 items waiting	868 items in progress 0 items waiting	1165 items in progress 0 items waiting	1390 items in progress 0 items waiting

Forensic Chemistry

	May	June	July	Aug	Sep	Oct	Nov	Dec	Jan
Out of scope									
Supply / Demand	1237 items in progress 3963 items waiting	888 items in progress 4666 items waiting	821 items in progress 4427 items waiting	1088 items in progress 4877 items waiting	784 items in progress 4906 items waiting	1096 items in progress 5239 items waiting	958 items in progress 5609 items waiting	844 items in progress 5935 items waiting	895 items in progress 5994 items waiting

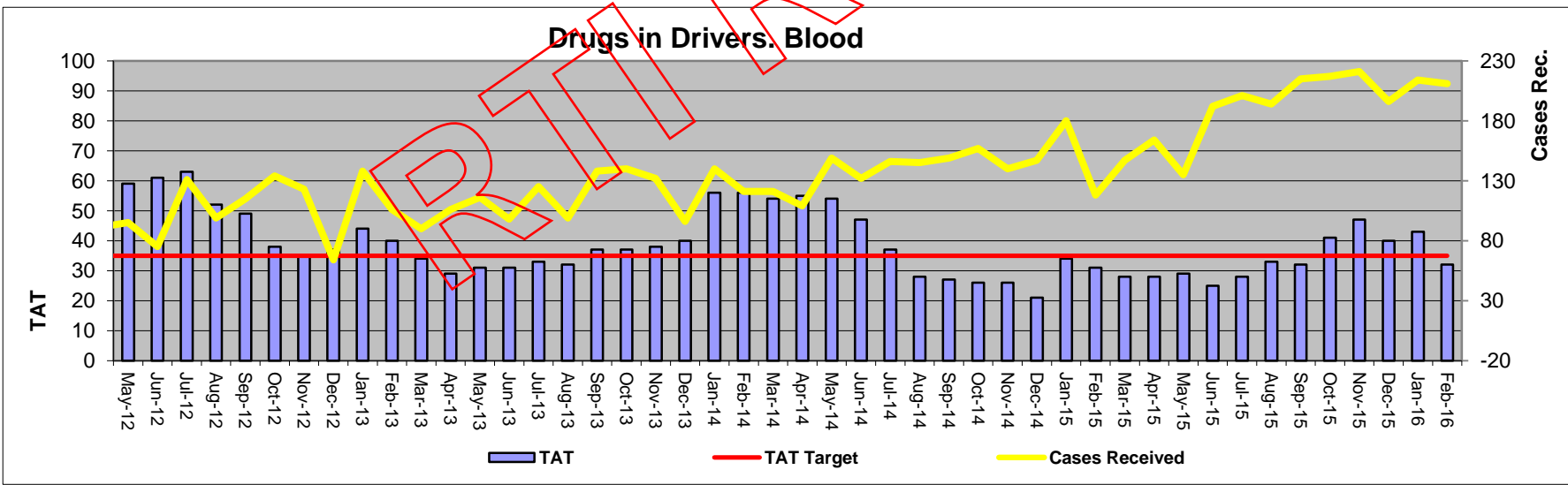
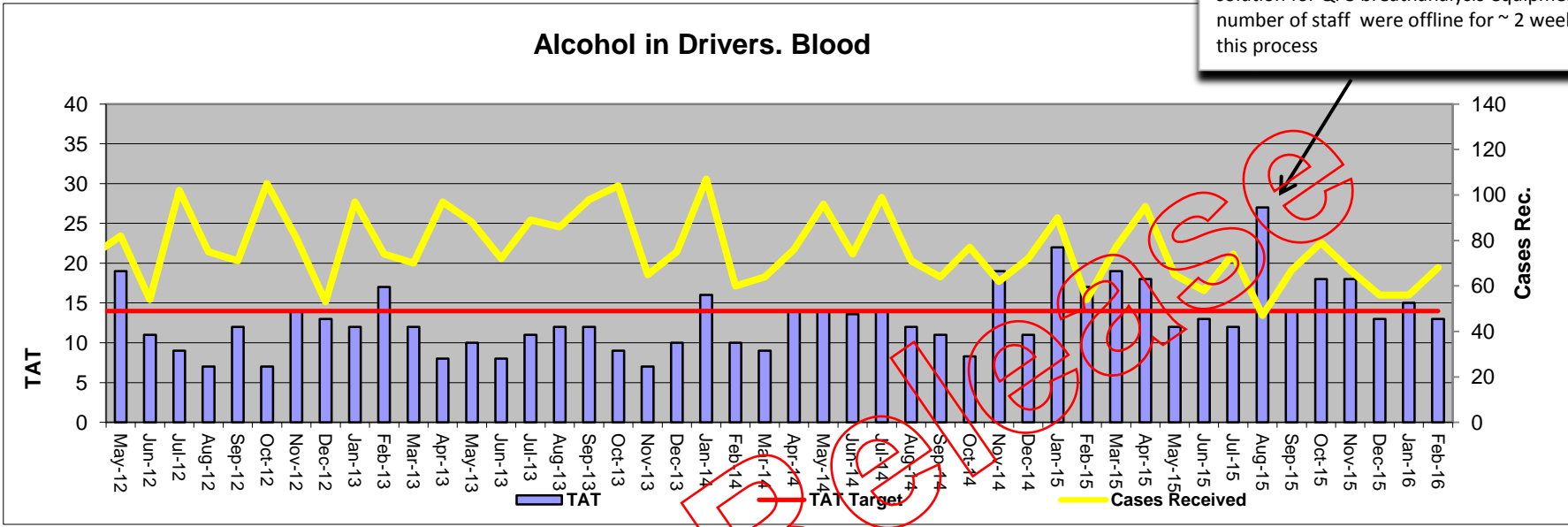
RTI Release

Forensic Toxicology

QHFSS

TAT is based on calendar days

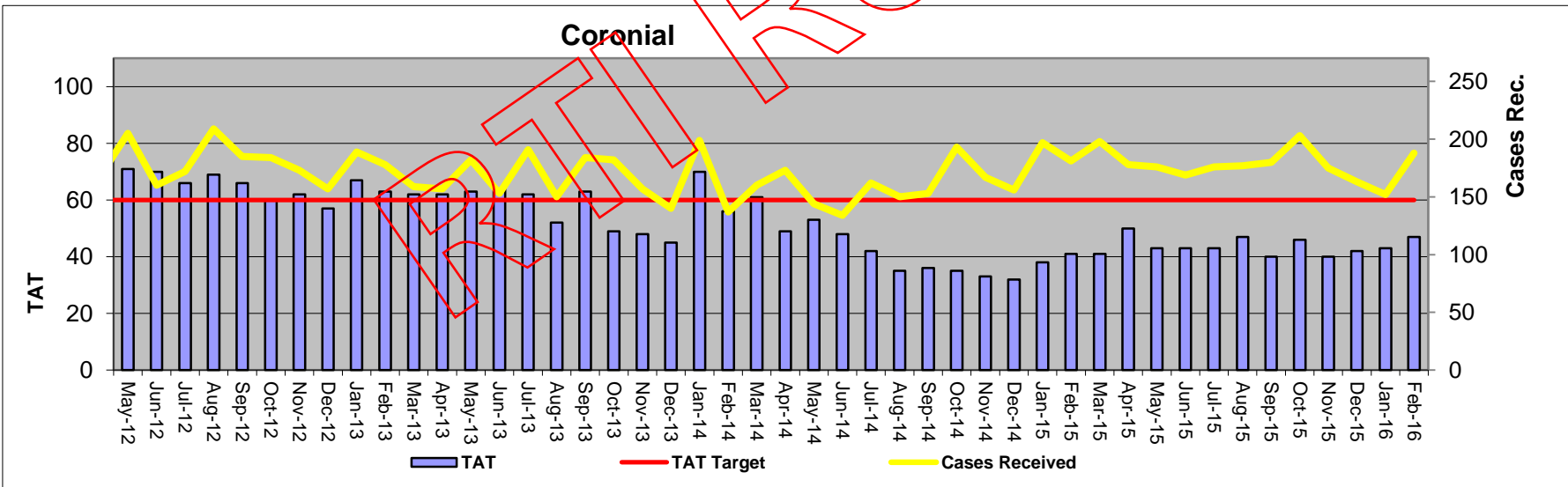
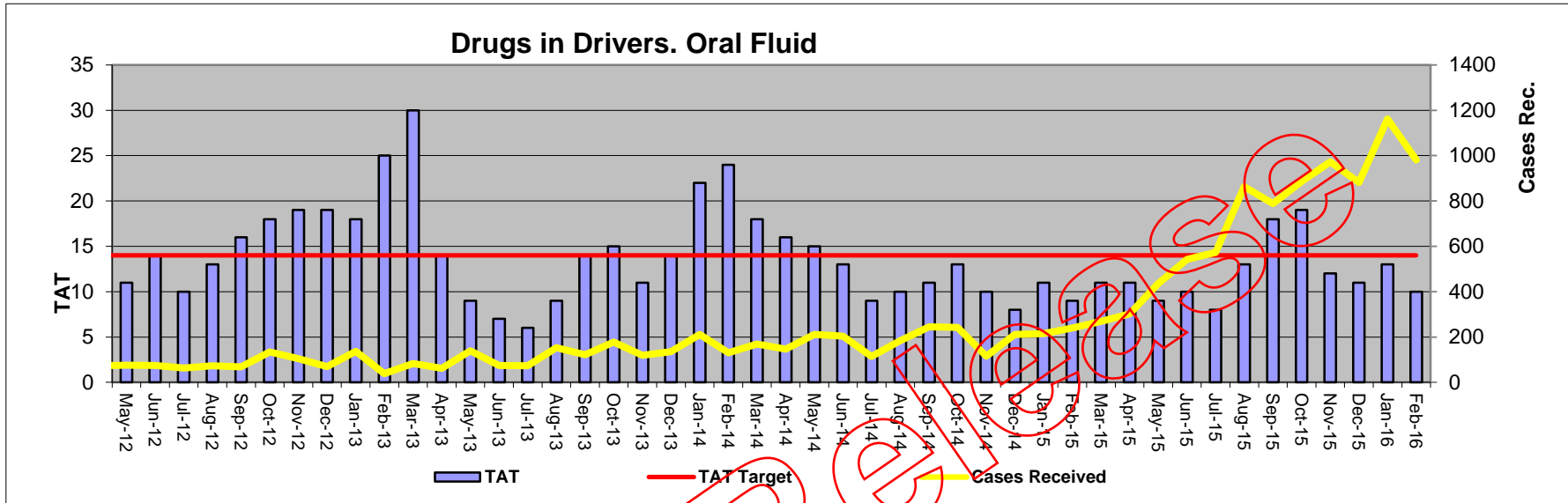
Spike due to the preparation of calibrator solution for QPS breathanalysis equipment. A number of staff were offline for ~ 2 weeks for this process



Forensic Toxicology

QHFSS

TAT is based on calendar days



Numbers Received

	Jan-15	Feb-15	Mar-15	Apr-15	May-15	Jun-15	Jul-15	Aug-15	Sep-15	Oct-15	Nov-15	Dec-15	Jan-16	Feb-16
Alcohol in Drivers	90	54	77	95	65	58	74	47	67	79	67	56	56	68
Drugs in Drivers: Blood	180	118	147	164	135	192	201	194	215	217	221	196	214	211
Drugs in Drivers: Oral Fluid	215	240	269	302	435	542	573	863	789	886	972	882	1161	981
Coronial Cases	197	181	198	178	176	169	176	177	180	203	175	163	152	188

RTI Released