

	Region	Level	Time On	Time Off
SEQ Escalations	South East Queensland	EXTREME	0933 hrs, 11.06.2024	0725 hrs, 18.06.2024
		NORMAL	0725 hrs, 18.06.2024	0907 hrs
		MODERATE	0907 hrs	0952 hrs
		EXTREME	0952 hrs	Ongoing at time of report.

RTI Released

Incident Number	Date	Time of call	Response time	Location	Detail	COSE notification sent	Outcomes/ Follow up required?
19358797	18.06.2024	0920 hrs	3 mins	Rosedale South Metro South Region	<p style="text-align: center;"><b>House Fire</b></p> <p>QAS responded to reports of a house fire with unknown occupants.</p> <p>QFES removed two patients from the building, and an additional four bystanders were assessed.</p> <p>One male patient (occupant) initially presented unconscious but breathing, with obvious smoke inhalation. Patient regained consciousness and was assessed with a superficial burn to his foot. The patient refused transport against QAS advice.</p> <p>One female patient (occupant) presented conscious and breathing with superficial burns to her hands. The patient refused transport against QAS advice.</p> <p>Three male patients were assessed after entering the house to assist, with nil obvious injuries, nil transport required.</p> <p>One female bystander was assessed for emotional distress with nil injuries, nil transport required.</p>	Yes	<p>QPS declared a crime scene.</p> <p>Media on scene.</p>

19360903	18.06.2024	1557 hrs	4 mins	South Toowoomba <b>Darling Downs &amp; South West Region</b>	<b>Traumatic Arrest post RTC</b>  Unknown age male motorcyclist involved in motorcycle and vehicle incident at an intersection. Patient reported to be unconscious and not breathing, prone on the ground.  Off duty QAS Officer was on scene and commenced CPR. Resuscitation measures continued and ROSC gained at 1609 hrs.  Patient transported in a critical condition with head, spinal and lower limb injuries to Toowoomba Base Hospital with CCP on board.	Yes	SOS attended scene.  Operational Debrief conducted.
----------	------------	----------	--------	--	---	-----	---

**Operations  
Centre  
Reports**

- The Statewide Urgent Disconnect Rule was enacted at 1130 hrs, 18.06.2024.
- The Statewide Emergency Rule was enacted at 1132 hrs, 18.06.2024.
- The Statewide Emergency Rule was revoked at 1350 hrs, 18.06.2024.
- The Statewide Urgent Disconnect Rule was enacted at 1350 hrs, 18.06.2024.

RSQ Rotary  
 Asset  
 Availability

Location	Asset Number	Status
Brisbane	500	Online
Brisbane	533	Online
Bundaberg	522	Online
Cairns	510	Online
Horn Island	700	Online
Horn Island	701	Online
Mackay	412	Online
Mackay	422	Online
Maroochydore	511	Online
Mount Isa	400	Online
Rockhampton	300	Online
Roma	566	Online
Toowoomba	577	Online
Toowoomba	588	Online
Townsville	521	Offline

*\*Information correct as of 1600 hrs, 18.06.2024.*

Emergency Management

Major Events  
 and Exercises

Event	Start	Finish	Deployed Resources	Detail
Nil	-	-	-	-



QAS Staff Deployment

Incident	No. of staff actively deployed	Total deployed since commencement of incident	Authority to deploy	NOTES
Nil	-	-	-	-

Coordination

Area	QAS/Health State	QAS/Health Regional	QFES Regional	SDCG/SOC	DDMG	LDMG
Stand Up	QAS SOCC	-	-	-	-	-
Lean Forward	-	-	-	-	-	<ul style="list-style-type: none"> <li>Wujal Wujal</li> </ul>

Environmental Impacts

Incidents Involving QAS Resources on Standby					
Incident	Location	Start	Finish	Deployed Resources	Detail
Nil	-	-	-	-	-

- Weather intelligence from the Bureau of Meteorology (BoM) has been reviewed, with no significant weather impacts expected over the next several days.
- Metro North Region – Bushfire Smoke Hazard Warning**  
Rural Fire Service (RFS) are continuing hazard reduction burning across almost 2,000 Hectares in Metro North which commenced yesterday, Monday 17 June and will run for several days this week. These burns are occurring at Mount Nebo, Caboolture aerodrome and may also include Boondall.  
Burning at Mount Nebo will occur again today, Tuesday 18 June. Westerly winds will cause smoke to blow across the Metro North region and is expected to impact Brisbane. Overnight smoke ventilation and moisture will be poor which means the smoke will not clear and will continue to sit over the region overnight and into early morning but should clear during the day.  
On Wednesday there is also expected to be high amounts of smoke in the Metro North region due to aerial burnings around Mt Nebo.  
Metro North HHS communications will continue undertaking community messaging via various social media platforms in line with Queensland Rural Fire Service messaging. All agencies are monitoring smoke modelling closely to ensure messaging is targeted.

Critical  
Infrastructure

Nil identified.

Staff Welfare

Duress Alarm  
Activations

Incident Number	Date	Location	Detail	Outcomes/Follow up required?
19358656	18.06.2024	Burpengary Metro North Region	<p><b>Duress Alarm Activation</b></p> <p>QAS attended a patient behaving abnormally and under the influence of unknown substances. During transport the patient became agitated and attempted to exit the moving ambulance. The patient tried to push the QAS Officer out of the way multiple times.</p> <p>Officer reports nil physical injuries and ambulance was able to safely stop on side of road. Patient restrained until QPS arrived. Patient transported to hospital by original crew with QPS on board under EEA.</p>	<p>OS attended scene.</p> <p>Priority One to be activated.</p> <p>SHE Report to be completed.</p>

**Operational Staff Fatigue Notifications 18.06.2024 0400 hrs – 18.06.2024 1600 hrs**

Fatigue Score Reporting

Regions	No. Officers recording a medium fatigue score	No. Officers recording high fatigue score	Actioned
Far Northern	0	0	-
Northern	0	0	-
Central	0	0	-
Darling Downs & South West	0	0	-
Sunshine Coast & Wide Bay	0	2	2 x Region Notifications Generated
Metro North	0	0	-
Metro South	0	0	-
Gold Coast	0	0	-
State OpCen	0	0	-
<b>Total</b>	<b>0</b>	<b>2</b>	<b>2 x Region Notifications Generated</b>

Workplace Health and Safety Incidents

Incident Number	Date	Location	Details	Outcomes/Follow up required?
Nil	-	-	-	-

**COVID-19 PANDEMIC**

Emerging COVID-19 Intelligence

- Nil identified.

PPE Incidents

Incident Number	Region	Type	Officers Involved	Notification	Outcomes/Issues/Follow up required?
Nil	-	-	-	-	-

Total  
number of  
diagnosed  
COVID-19  
positive  
infections

Region	Number of staff currently diagnosed COVID-19 positive	Cumulative number of diagnosed COVID-19 positive infections
<b>Central</b>	2	627
Operations Centre	0	47
Frontline Operational	2	561
Public Service & Central Office	0	19
<b>Darling Downs &amp; South West</b>	2	525
Operations Centre	1	47
Frontline Operational	1	463
Public Service & Central Office	0	15
<b>Far Northern</b>	2	434
Operations Centre	0	62
Frontline Operational	2	353
Public Service & Central Office	0	19
<b>Gold Coast</b>	6	657
Operations Centre	1	99
Frontline Operational	5	537
Public Service & Central Office	0	21
<b>Health Contact Centre</b>	1	322
<b>Metro North</b>	8	912
Frontline Operational	8	889
Public Service & Central Office	0	23
<b>Metro South</b>	6	1,351

Frontline Operational	6	1,322
Public Service & Central Office	0	29
<b>Northern</b>	<b>4</b>	<b>525</b>
Operations Centre	1	60
Frontline Operational	3	444
Public Service & Central Office	0	21
<b>QASEC</b>	<b>0</b>	<b>70</b>
<b>State Headquarters</b>	<b>0</b>	<b>380</b>
Frontline Operational	0	112
Public Service & Central Office	0	268
<b>Brisbane Operations Centre</b>	<b>2</b>	<b>262</b>
<b>Sunshine Coast &amp; Wide Bay</b>	<b>10</b>	<b>982</b>
Operations Centre	2	77
Frontline Operational	8	878
Public Service & Central Office	0	27
<b>Operations Centre Total</b>	<b>7</b>	<b>654</b>
<b>Frontline Operational Total</b>	<b>35</b>	<b>5,559</b>
<b>Public Service &amp; Central Office Total</b>	<b>0</b>	<b>442</b>
<b>QASEC Total</b>	<b>0</b>	<b>70</b>
<b>HCC Total</b>	<b>1</b>	<b>322</b>
<b>QAS Total</b>	<b>43</b>	<b>7,047</b>
University Students	0	74

*\*Data available only for university students diagnosed COVID-19 positive during university placement.*

# State Operations Coordination Centre Situation Report

Reporting Date	Reporting Time	Reporting Period	Report Reference
19.06.2024	0500 hrs	1700-0500 hrs	NS REPORT 18.06.2024

## Data Integrity (0500 hrs report only)

Integrity


Check	Status	Assessment
Database load:	Data for yesterday is complete	Status should be highlighted green & indicate 'Data for yesterday is complete'.
(Cube) QACIR - Percentiles LASN was last built at:	19/06/2024 3:05:51 AM	Status should be highlighted green & indicate date/time that is this morning.
Latest data contained in (Cube) QACIR - Percentiles LASN is:	18/06/2024	Status should be highlighted green & indicate yesterday's date.

## Service Demand

Number of Triple Zero Calls



Day	Date	TSV	ROK	TWB	MAR	BNE	SPT	CNS	TOTAL
Tuesday	18.06.2024	226	248	166	536	1,220	805	237	3,438

Day	Date	Daily June 2024 Average	Daily June 2023 Average	Difference (Increase/Decrease)
Tuesday	18.06.2024	3,250	3,225	 25

<b>Operations Centre Reports</b>	<ul style="list-style-type: none"> <li>The Statewide Urgent Disconnect Rule was enacted at 1350 hrs, 18.06.2024, and remains in place at the time of report.</li> </ul>
----------------------------------	---

<b>Grade of Service</b>	<table border="1" style="width: 100%; text-align: center;"> <thead> <tr> <th>Day</th> <th>Date</th> <th>TSV</th> <th>ROK</th> <th>TWB</th> <th>MAR</th> <th>BNE</th> <th>SPT</th> <th>CNS</th> <th>TOTAL</th> </tr> </thead> <tbody> <tr> <td>Tuesday</td> <td>18.06.2024</td> <td>89.6%</td> <td>87.6%</td> <td>89.9%</td> <td>90.6%</td> <td>90.5%</td> <td>88.9%</td> <td>89.1%</td> <td>89.7%</td> </tr> </tbody> </table>	Day	Date	TSV	ROK	TWB	MAR	BNE	SPT	CNS	TOTAL	Tuesday	18.06.2024	89.6%	87.6%	89.9%	90.6%	90.5%	88.9%	89.1%	89.7%
Day	Date	TSV	ROK	TWB	MAR	BNE	SPT	CNS	TOTAL												
Tuesday	18.06.2024	89.6%	87.6%	89.9%	90.6%	90.5%	88.9%	89.1%	89.7%												

<b>Incidents and Responses Trending</b>	<b>Total incidents and responses for the day</b>			
	Date	Total	Total Comparative for same time last year	Difference (increase/decrease)
Code 1 Incidents	18.06.2024 until 0000 hrs	1,661		
	19.06.2024 until 0500 hrs	149		
Responses – Codes 1-4	18.06.2024 until 0000 hrs	4,510	4,181	 329
	19.06.2024 until 0500 hrs	299	360	 61
	<ul style="list-style-type: none"> <li>The iROAM Code 1 Analysis at midnight appears to be in line with recent operational demand.</li> </ul>			

<b>Pending Incidents</b>	Pending incidents	Time	Number of incidents
	Highest pending queue	2124 hrs	73
	Lowest pending queue	0425 hrs	6
	At time of report	0500 hrs	13

Level Three  
Hospital  
Escalations

Region	Hospital	Time On	Time Off
Far Northern	Cairns Base Hospital	1519 hrs	1729 hrs
Central	Rockhampton Hospital	1455 hrs	-
Sunshine Coast & Wide Bay	Gympie General Hospital	2055 hrs	2330 hrs
	Bundaberg Base Hospital	2330 hrs	0300 hrs
	Sunshine Coast University Hospital	0450 hrs	-
Metro North	Royal Brisbane and Women's Hospital	1534 hrs	1805 hrs
	Redcliffe District Hospital	1749 hrs	2000 hrs
		0220 hrs	0250 hrs
	Caboolture Area Hospital	2215 hrs	2302 hrs
Metro South	Logan Community Hospital	1600 hrs, 16.06.2024	-
	Queen Elizabeth II Hospital	1007 hrs	0425 hrs
	Redland Local Hospital	1316 hrs	1900 hrs
	Ipswich General Hospital	1555 hrs, 17.06.2024	-
	Princess Alexandra Hospital	1155 hrs	-
	Mater Adults Hospital	1355 hrs	0405 hrs
Gold Coast	Gold Coast University Hospital	1612 hrs	2105 hrs
		2200 hrs	0355 hrs
	Gold Coast Hospital Robina	2005 hrs	0115 hrs
Darling Downs & South West	Toowoomba Base Hospital	0914 hrs	0420 hrs

Classified as SENSITIVE

RTI 6496/24

Page 392 of 705



**Tier 3  
Declarations**

- **Metro South HHS** – Continuation since 0830 hrs, 17.06.2024
  - The Princess Alexandra Hospital – Continuation since 0830 hrs, 17.06.2024
  - Logan Community Hospital – Continuation since 0830 hrs, 17.06.2024
  - Queen Elizabeth Hospital – Continuation since 0830 hrs, 17.06.2024
  - Redland’s Hospital – Continuation since 0830 hrs, 17.06.2024
- **Metro North HHS** – Activation at 1635 hrs, 17.06.2024
  - Royal Brisbane Women's Hospital – Activation at 1635 hrs, 17.06.2024, Deactivated at 1805 hrs, 18.06.2024
  - Caboolture Hospital – Continuation since 1700 hrs, 14.06.2024
  - The Prince Charles Hospital – Continuation since 2150 hrs, 16.06.2024
- Sunshine Coast University Hospital – Continuation since 1215 hrs, 18.06.2024
- Cairns Base Hospital – Continuation since 0800 hrs, 18.06.2024
- Gold Coast University Hospital – Continuation since 0800 hrs, 17.06.2024
- Gold Coast Robina Hospital - Continuation since 0800 hrs, 17.06.2024
- Mackay Base Hospital – Continuation since 1530 hrs, 15.06.2024
- Bundaberg Hospital – Continuation since 0738 hrs, 15.06.2024
- Gladstone District Hospital – Continuation since 1900 hrs, 12.06.2024
- Ipswich General Hospital – Continuation since 2100 hrs, 16.06.2024
- Townsville University Hospital – Continuation since 0500 hrs, 17.06.2024.

**Distribution  
Exceptions**

- Nil identified.

**QAS Escalations**

**Region  
Escalations**

Region	Level	Time On	Time Off
Nil	-	-	-

SEQ  
Escalations

Region	Level	Time On	Time Off
South East Queensland	<b>EXTREME</b>	0952 hrs, 18.06.2024	Ongoing at time of report

Incidents of  
Significance

Incident Number	Date	Time of call	Response time	Location	Detail	COSE notification sent	Outcomes/ Follow up required?
19362058	18.06.2024	2057 hrs	9 mins	Kallangur Metro North Region	<p>RTC</p> <p>ICEMS request from QPS following reports of a stolen vehicle evading police prior to colliding head on with another vehicle.</p> <p>Three patients were identified at the scene, two occupants within the alleged stolen car were assessed at the scene and refused transport before being detained by QPS. The single occupant of the second vehicle, presented with suspected pelvic injuries, requiring transport to the Royal Brisbane Women's Hospital with CCP on board.</p>	No	-

Reporting Period  
1700 hrs 18.06.2024 – 0500 hrs 19.06.2024

Case Surveillance

Incident Number	Date	Time of call	Response time	Priority	Location	Details	Incident Outcome	Case Status
Nil	-	-	-	-	-	-	-	-

Retrieval Services Queensland

RSQ Rotary Asset Availability

Location	Asset Number	Status
Brisbane	500	Online
Brisbane	533	Online
Bundaberg	522	Offline
Cairns	510	Offline
Horn Island	700	Online
Horn Island	701	Online
Mackay	412	Online
Mackay	422	Online
Maroochydore	511	Online
Mount Isa	400	Online
Rockhampton	300	Online
Roma	566	Online
Toowoomba	577	Online
Toowoomba	588	Online

Townsville

521

Online

*\*Information correct as of 0400 hrs, 19.06.2024.*

**Emergency Management**

**Major Events and Exercises**

Event	Start	Finish	Deployed Resources	Detail
Nil	-	-	-	-

**QAS Staff Deployment**

Incident	No. of staff actively deployed	Total deployed since commencement of incident	Authority to deploy	NOTES
Nil	-	-	-	-

**Coordination**

Area	QAS/Health State	QAS/Health Regional	QFES Regional	SDCG/SOC	DDMG	LDMG
Stand Up	QAS SOCC	-	-	-	-	-
Lean Forward	-	-	-	-	-	Wujal Wujal

**Environmental Impacts**

**Incidents Involving QAS Resources on Standby**

Incident	Location	Start	Finish	Deployed Resources	Detail
Nil	-	-	-	-	-

- Weather intelligence from the Bureau of Meteorology (BoM) has been reviewed, with no significant weather impacts expected over the next several days.
- Metro North Region – Bushfire Smoke Hazard Warning

Rural Fire Service (RFS) are continuing hazard reduction burning across almost 2,000 Hectares in Metro North which commenced, Monday 17 June and will run for several days this week. These burns are occurring at Mount Nebo, Caboolture aerodrome and may also include Boondall. Westerly winds will cause smoke to blow across the Metro North Region and is expected to impact Brisbane. Overnight smoke ventilation and moisture will be poor which means the smoke will not clear and will continue to sit over the region overnight and into early morning but should clear during the day.

On Wednesday there is also expected to be high amounts of smoke in the Metro North Region due to aerial burnings around Mt Nebo. Metro North HHS communications will continue undertaking community messaging via various social media platforms in line with Queensland Rural Fire Service messaging. All agencies are monitoring smoke modelling closely to ensure messaging is targeted.

**Critical Infrastructure**

- Nil issues identified.

**Staff Welfare**

Duress Alarm Activations	Incident Number	Date	Location	Detail	Outcomes/Follow up required?
	Nil	-	-	-	-

**Operational Staff Fatigue Notifications 18.06.2024 1600 hrs – 19.06.2024 0400 hrs**

Fatigue Score Reporting

Regions	No. Officers recording fatigue score Medium	No. Officers recording fatigue score High	Actioned
Far Northern	0	0	-
Northern	0	0	-
Central	0	0	-
Darling Downs & South West	0	0	-
Sunshine Coast & Wide Bay	1	0	1 x Region Notification Generated
Metro North	0	0	-
Metro South	0	0	-
Gold Coast	0	0	-
State OpCen	0	0	-
<b>Total</b>	<b>1</b>	<b>0</b>	<b>1 x Region Notification Generated</b>

Workplace Health and Safety Incidents	Incident Number	Date	Location	Detail	Outcomes/Follow up required?
	19360978	18.06.2024	North Ipswich Metro South Region	<p style="text-align: center;"><b>Officer Assaulted</b></p> <p>QAS responded to reports of <b>irrelevant</b> male presenting with leg pain and carer on scene. Whilst on scene with QAS, the patient became escalated, assaulting the QAS officer in the head and back. QPS were requested and the patient was left in care on scene.</p>	<p>SOS conducted a welfare check with the officer whilst on shift.</p> <p>Officer continued shift following incident.</p> <p>QPS pressing charges following incident.</p> <p>District Director engaged.</p> <p>SHE Hazard Report Completed.</p>

**COVID-19 PANDEMIC**

Emerging COVID-19 Intelligence	<ul style="list-style-type: none"> <li>Nil identified.</li> </ul>
--------------------------------	---

PPE Incidents	Incident Number	Region	Type	Officers Involved	Notification	Outcomes/Issues/Follow up required?
	Nil	-	-	-	-	-

Total number  
of diagnosed  
COVID-19  
positive  
infections

Region	Number of staff currently diagnosed COVID-19 positive	Cumulative number of diagnosed COVID-19 positive infections
<b>Central</b>	<b>2</b>	<b>627</b>
Operations Centre	0	47
Frontline Operational	2	561
Public Service & Central Office	0	19
<b>Darling Downs &amp; South West</b>	<b>2</b>	<b>525</b>
Operations Centre	1	47
Frontline Operational	1	463
Public Service & Central Office	0	15
<b>Far Northern</b>	<b>2</b>	<b>434</b>
Operations Centre	0	62
Frontline Operational	2	353
Public Service & Central Office	0	19
<b>Gold Coast</b>	<b>6</b>	<b>657</b>
Operations Centre	1	99
Frontline Operational	5	537
Public Service & Central Office	0	21
<b>Health Contact Centre</b>	<b>1</b>	<b>322</b>
<b>Metro North</b>	<b>8</b>	<b>912</b>
Frontline Operational	8	889
Public Service & Central Office	0	23
<b>Metro South</b>	<b>6</b>	<b>1,351</b>
Frontline Operational	6	1,322
Public Service & Central Office	0	29
<b>Northern</b>	<b>4</b>	<b>525</b>
Operations Centre	1	60
Frontline Operational	3	444



Public Service & Central Office		21
QASEC	0	70
State Headquarters	0	380
Frontline Operational	0	112
Public Service & Central Office	0	268
SEQ Operations Centre	2	262
Sunshine Coast & Wide Bay	10	982
Operations Centre	2	77
Frontline Operational	8	878
Public Service & Central Office	0	27
Operations Centre Total	7	654
Frontline Operational Total	35	5,559
Public Service & Central Office Total	0	442
QASEC Total	0	70
HCC Total	1	322
QAS Total	43	7,047
University Students	0	74

*\*Data available only for university students diagnosed COVID-19 positive during university placement.*

# State Operations Coordination Centre Situation Report

Reporting Date	Reporting Time	Reporting Period	Report Reference
19.06.2024	1700 hrs	0500-1700 hrs	DS REPORT 19.06.2024

## Service Demand

Incidents and Responses Trending	Total incidents and responses for the day	Date	Total	Total Comparative for same time last year	Difference (increase/decrease)
	Code 1 Incidents	19.06.2024 until 1700 hrs	1,110	N/A	N/A
	Responses – Codes 1-4	19.06.2024 until 1700 hrs	3,193	3,206	▼ 12

Pending Incidents	Pending incidents	Time	Number of incidents
	Highest pending queue	1142 hrs	89
	Lowest pending queue	0716 hrs	6
	At time of report	1700 hrs	82

Level Three  
Hospital  
Escalations

Region	Hospital	Time On	Time Off
Far Northern	Atherton District Hospital	1336 hrs	1453 hrs
Central	Rockhampton Hospital	1455 hrs, 17.06.2024	1015 hrs
		1435 hrs	-
Sunshine Coast & Wide Bay	Sunshine Coast University Hospital	0450 hrs	0729 hrs
		1505 hrs	1611 hrs
	Gympie General Hospital	1442 hrs	-
Darling Downs & South West	Toowoomba Base Hospital	1505 hrs	-
Metro North	The Prince Charles Hospital	1446 hrs	1600 hrs
	Royal Brisbane and Women's Hospital	1448 hrs	-
Metro South	Logan Community Hospital	1600 hrs, 16.06.2024	0515 hrs
		0832 hrs	-
	Ipswich General Hospital	1555 hrs, 17.06.2024	-
	Princess Alexandra Hospital	1155 hrs, 17.06.2024	0540 hrs
	Queen Elizabeth II Hospital	0649 hrs	0729 hrs
		1538 hrs	-
	Mater Adults Hospital	1247 hrs	-
	Redland Local Hospital	1434 hrs	-
Gold Coast	Gold Coast University Hospital	0655 hrs	0820 hrs
		1245 hrs	-

	Gold Coast Hospital Robina	1440 hrs	1530 hrs
<b>Tier 3 Declarations</b>	<ul style="list-style-type: none"> <li>• Bundaberg Hospital – Continuation since 0738 hrs, 15.06.2024</li> <li>• Mackay Base Hospital – Continuation since 1530 hrs, 15.06.2024, Deactivated at 1315 hrs, 19.06.2024</li> <li>• Ipswich General Hospital – Continuation since 2100 hrs, 16.06.2024</li> <li>• Townsville University Hospital – Continuation since 0500 hrs, 17.06.2024</li> <li>• Gold Coast University Hospital – Continuation since 0800 hrs, 17.06.2024</li> <li>• Gold Coast Robina Hospital - Continuation since 0800 hrs, 17.06.2024</li> <li>• <b>Metro North HHS – Activation at 1635 hrs, 17.06.2024</b> <ul style="list-style-type: none"> <li>○ Caboolture Hospital – Continuation since 1700 hrs, 14.06.2024</li> <li>○ The Prince Charles Hospital – Continuation since 2150 hrs, 16.06.2024</li> <li>○ Redcliffe Hospital – Continuation sine 1720 hrs, 19.06.2024</li> </ul> </li> <li>• Cairns Base Hospital – Continuation since 0800 hrs, 18.06.2024</li> <li>• Sunshine Coast University Hospital – Continuation since 1215 hrs, 18.06.2024.</li> </ul>		
<b>Distribution Exceptions</b>	<ul style="list-style-type: none"> <li>• Nil reported.</li> </ul>		

**QAS Escalations**

<b>Region Escalations</b>	Region	Level	Time On	Time Off
	Nil	-	-	-
<b>SEQ Escalations</b>	Region	Level	Time On	Time Off
	South East Queensland	EXTREME	0952 hrs, 18.06.2024	0610 hrs
		NORMAL	0610 hrs	0917 hrs
		MODERATE	0917 hrs	1120 hrs
EXTREME		1120 hrs	Ongoing at time of report.	

Incidents of Significance

Incident Number	Date	Time of call	Response time	Location	Detail	COSE notification sent	Outcomes/ Follow up required?
19364274	19.06.2024	1043 hrs	6 mins	Caboolture South Metro North Region	<p><b>Gun shot wound, QPS on scene</b></p> <p>QAS responded to an ICEMS request for a gunshot wound with QPS on scene</p> <p>Reports from scene state the patient threatened QPS with a knife, QPS then discharged their firearm and taser at the patient</p> <p>On arrival, the male patient was in QPS custody with an abdominal gunshot wound and altered level of consciousness</p> <p>The patient was transported in a critical condition to Royal Brisbane Women's Hospital with HARU and CCP on board.</p>	Yes	Peer Support activated.
19364418	19.06.2024	1115 hrs	6 mins	Harristown Darling Downs & South West Region	<p><b>Protracted Chemical Spill</b></p> <p>QAS responded to reports of a chemical spill (clethodim herbicide) at a workplace with multiple patients exposed</p> <p>QPS and QFES on scene</p> <p>Three patients were assessed by QAS with minor symptoms, transported to St Vincent's Hospital in a stable condition by the OIC</p> <p>Supervisor remained on standby at scene for QFES.</p>	Yes	-

19364555	19.06.2024	1130 hrs	30 mins	<p style="text-align: center;">Irrelevant Central Region</p>	<p style="text-align: center;"><b>Protracted Siege</b></p> <p>QAS responded to reports of a male patient with mental health concerns, QPS on scene</p> <p>Initial QAS crew assessed the patient and requested a Mental Health Co-Responder (MHCR) to assess the patient</p> <p>On MHCR arrival, the patient escalated and locked themselves in their home</p> <p>QPS negotiators were requested and are currently on scene with QAS.</p>	No	Ongoing at time of report.
19366158 19366177	19.06.2024	1637 hrs	5 mins	<p style="text-align: center;">South Mackay Central Region</p>	<p style="text-align: center;"><b>Gunshot Wounds – Multiple Patients</b></p> <p>QAS are responding to reports of multiple patients with gunshot wounds, QPS are preceding.</p> <p>All QAS crews have been directed to stage.</p>	Yes	Ongoing at time of report.

**Operations  
Centre  
Reports**

- The Statewide Urgent Disconnect Rule was enacted at 1350 hrs, 18.06.204, revoked at 0610 hrs, 19.06.2024.
- The Statewide Urgent Disconnect Rule was enacted at 1125 hrs, 19.06.204, remains in place at time of report.

RSQ Rotary  
 Asset  
 Availability

Location	Asset Number	Status
Brisbane	500	Online
Brisbane	533	Online
Bundaberg	522	Online
Cairns	510	Online
Horn Island	700	Online
Horn Island	701	Online
Mackay	412	Online
Mackay	422	Online
Maroochydore	511	Online
Mount Isa	400	Online
Rockhampton	300	Online
Roma	566	Offline
Toowoomba	577	Offline
Toowoomba	588	Offline
Townsville	521	Online

*\*Information correct as of 1600 hrs, 19.06.2024.*

Emergency Management

Major Events  
 and Exercises

Event	Start	Finish	Deployed Resources	Detail
Nil	-	-	-	-

QAS Staff Deployment

Incident	No. of staff actively deployed	Total deployed since commencement of incident	Authority to deploy	NOTES
Nil	-	-	-	-

Coordination

Area	QAS/Health State	QAS/Health Regional	QFES Regional	SDCG/SOC	DDMG	LDMG
Stand Up	QAS SOCC	-	-	-	-	-
Lean Forward	-	-	-	-	-	-

Environmental Impacts

Incidents Involving QAS Resources on Standby					
Incident	Location	Start	Finish	Deployed Resources	Detail
Nil	-	-	-	-	-

- Weather intelligence from the Bureau of Meteorology (BoM) has been reviewed, with no significant weather impacts expected over the next several days.
- **Metro North Region – Bushfire Smoke Hazard Warning**  
Rural Fire Service (RFS) are continuing hazard reduction burning across almost 2,000 Hectares in Metro North which commenced, Monday 17 June and will run for several days this week. These burns are occurring at Mount Nebo, Caboolture aerodrome and may also include Boondall. Westerly winds will cause smoke to blow across the Metro North Region and is expected to impact Brisbane. Overnight smoke ventilation and moisture will be poor which means the smoke will not clear and will continue to sit over the region overnight and into early morning but should clear during the day.  
On Wednesday there is also expected to be high amounts of smoke in the Metro North Region due to aerial burnings around Mt Nebo. Metro North HHS communications will continue undertaking community messaging via various social media platforms in line with Queensland Rural Fire Service messaging. All agencies are monitoring smoke modelling closely to ensure messaging is targeted.



Critical Infrastructure

- ICT Major Incident Notification - Brisbane OpCen - Metro North & Metro South Region - CADEA Connection Disruption – Restored  
QAS reported that multiple CADEA sessions for Clinical Hub (CHUB), State Operations Coordination Centre (SOCC) and PACH teams experienced a session disconnect in the Brisbane area. Impacted users were able to successfully re-sign in and reconnect sessions. Planned works on the F5 network (which is the gateway for external access to allow users internal access) had been commenced at 0700 hrs and were not expected to impact users. State OpCen SOS has been advised that more planned works are happening tomorrow at 0700 hrs, 20.06.2024 on the F5 network.

Staff Welfare

Duress Alarm Activations

Incident Number	Date	Location	Detail	Outcomes/Follow up required?
19363650	19.06.2024	Irrelevant Northern Region	<b>Paramedics Threatened</b> QAS attended private residence for male patient who had used methamphetamines. Patient became agitated towards QAS Officers and university student during assessment. Officers activated duress alarm and retreated from scene. Nil physical injuries.	QAS reattended scene with QPS. Patient sedated and transported with QPS escort. Nil flags for patient prior to incident. SOS attended scene.

**Operational Staff Fatigue Notifications 19.06.2024 0400 hrs – 19.06.2024 1600 hrs**

Fatigue Score Reporting

Regions	No. Officers recording a medium fatigue score	No. Officers recording high fatigue score	Actioned
Far Northern	0	1	1 x Region Notification Generated
Northern	0	0	-
Central	0	0	-
Darling Downs & South West	0	0	-
Sunshine Coast & Wide Bay	0	0	-
Metro North	0	0	-
Metro South	0	0	-
Gold Coast	0	0	-
State OpCen	0	0	-
<b>Total</b>	<b>0</b>	<b>1</b>	<b>1 x Region Notification Generated</b>

Workplace Health and Safety Incidents

Incident Number	Date	Location	Details	Outcomes/Follow up required?
Nil	-	-	-	-

**COVID-19 PANDEMIC**

Emerging COVID-19 Intelligence

- Nil identified.

PPE Incidents

Incident Number	Region	Type	Officers Involved	Notification	Outcomes/Issues/Follow up required?
Nil	-	-	-	-	-

Total  
number of  
diagnosed  
COVID-19  
positive  
infections

Region	Number of staff currently diagnosed COVID-19 positive	Cumulative number of diagnosed COVID-19 positive infections
<b>Central</b>	4	629
Operations Centre	0	47
Frontline Operational	4	563
Public Service & Central Office	0	19
<b>Darling Downs &amp; South West</b>	2	525
Operations Centre	1	47
Frontline Operational	1	463
Public Service & Central Office	0	15
<b>Far Northern</b>	2	434
Operations Centre	0	62
Frontline Operational	2	353
Public Service & Central Office	0	19
<b>Gold Coast</b>	6	658
Operations Centre	1	99
Frontline Operational	5	538
Public Service & Central Office	0	21
<b>Health Contact Centre</b>	1	323
<b>Metro North</b>	8	913
Frontline Operational	8	890
Public Service & Central Office	0	23
<b>Metro South</b>	7	1,353

Frontline Operational	RTI 6496/24	1,324
Public Service & Central Office	Page 412 of 705	29
<b>Northern</b>	<b>3</b>	<b>525</b>
Operations Centre	1	60
Frontline Operational	2	444
Public Service & Central Office	0	21
<b>QASEC</b>	<b>0</b>	<b>70</b>
<b>State Headquarters</b>	<b>1</b>	<b>381</b>
Frontline Operational	0	112
Public Service & Central Office	1	269
<b>Brisbane Operations Centre</b>	<b>1</b>	<b>262</b>
<b>Sunshine Coast &amp; Wide Bay</b>	<b>13</b>	<b>985</b>
Operations Centre	3	78
Frontline Operational	10	880
Public Service & Central Office	0	27
<b>Operations Centre Total</b>	<b>7</b>	<b>655</b>
<b>Frontline Operational Total</b>	<b>39</b>	<b>5,567</b>
<b>Public Service &amp; Central Office Total</b>	<b>1</b>	<b>443</b>
<b>QASEC Total</b>	<b>0</b>	<b>70</b>
<b>HCC Total</b>	<b>1</b>	<b>323</b>
<b>QAS Total</b>	<b>48</b>	<b>7,058</b>
University Students	0	74

*\*Data available only for university students diagnosed COVID-19 positive during university placement.*

# State Operations Coordination Centre Situation Report

Reporting Date	Reporting Time	Reporting Period	Report Reference
20.06.2024	0500 hrs	1700-0500 hrs	NS REPORT 19.06.2024

## Data Integrity (0500 hrs report only)

Integrity


Check	Status	Assessment
Database load:	Data for yesterday is complete	Status should be highlighted green & indicate 'Data for yesterday is complete'.
(Cube) QACIR - Percentiles LASN was last built at:	20/06/2024 3:05:51 AM	Status should be highlighted green & indicate date/time that is this morning.
Latest data contained in (Cube) QACIR - Percentiles LASN is:	19/06/2024	Status should be highlighted green & indicate yesterday's date.

## Service Demand

Number of Triple Zero Calls

Day	Date	TSV	ROK	TWB	MAR	BNE	SPT	CNS	TOTAL
Wednesday	19.06.2024	263	278	209	511	1,135	781	207	3,384

Day	Date	Daily June 2024 Average	Daily June 2023 Average	Difference (Increase/Decrease)
Wednesday	19.06.2024	3,257	3,225	 32

<b>Operations Centre Reports</b>	<ul style="list-style-type: none"> <li>The Statewide Urgent Disconnect was enacted at 1125 hrs, 19.06.2024, and revoked at 1939 hrs, 19.06.2024.</li> <li>The Statewide Urgent Disconnect was enacted at 2042 hrs, 19.06.2024 and remains in place at time of report.</li> </ul>
----------------------------------	--

<b>Grade of Service</b>	<b>Day</b>	<b>Date</b>	<b>TSV</b>	<b>ROK</b>	<b>TWB</b>	<b>MAR</b>	<b>BNE</b>	<b>SPT</b>	<b>CNS</b>	<b>TOTAL</b>
	Wednesday	19.06.2024	88.8%	89.4%	91.4%	90.0%	92.6%	88.4%	90.9%	90.5%

<b>Incidents and Responses Trending</b>	<b>Total incidents and responses for the day</b>				
		<b>Date</b>	<b>Total</b>	<b>Total Comparative for same time last year</b>	<b>Difference (increase/decrease)</b>
	Code 1 Incidents	19.06.2024 until 0000 hrs	1,643		
		20.06.2024 until 0500 hrs	144		
	Responses – Codes 1-4	19.06.2024 until 0000 hrs	4,444	4,223	▲ 221
		20.06.2024 until 0500 hrs	282	359	▼ 77
<ul style="list-style-type: none"> <li>The iROAM Code 1 Analysis at midnight appears to be in line with recent operational demand.</li> </ul>					

<b>Pending Incidents</b>	<b>Pending incidents</b>	<b>Time</b>	<b>Number of incidents</b>
	Highest pending queue	2353 hrs	107
	Lowest pending queue	0313 hrs	49
	At time of report	0500 hrs	51

Level Three  
Hospital  
Escalations

Region	Hospital	Time On	Time Off
Far Northern	Cairns Base Hospital	1835 hrs	2015 hrs
Central	Rockhampton Hospital	1435 hrs	0330 hrs
Sunshine Coast & Wide Bay	Gympie General Hospital	1442 hrs	1708 hrs
Darling Downs & South West	Toowoomba Base Hospital	1505 hrs	0110 hrs
	Warwick Hospital	1755 hrs	1900 hrs
Metro North	Royal Brisbane and Women's Hospital	1448 hrs	1700 hrs
	The Prince Charles Hospital	1758 hrs	1810 hrs
Metro South	Logan Community Hospital	0832 hrs	-
	Ipswich General Hospital	1555 hrs, 17.06.2024	-
	Queen Elizabeth II Hospital	1538 hrs	0440 hrs
	Mater Adults Hospital	1247 hrs	-
	Redland Local Hospital	1434 hrs	2305 hrs
	Princess Alexandra Hospital	2005 hrs	0305 hrs
		0440 hrs	-
Gold Coast	Gold Coast University Hospital	1245 hrs	-
	Gold Coast Hospital Robina	1910 hr	2010 hrs
		2120 hrs	0230 hrs
		0435 hrs	-

Tier 3 Declarations	<ul style="list-style-type: none"> <li>• Bundaberg Hospital – Continuation since 0738 hrs, 15.06.2024</li> <li>• Ipswich General Hospital – Continuation since 2100 hrs, 16.06.2024</li> <li>• Townsville University Hospital – Continuation since 0500 hrs, 17.06.2024</li> <li>• Gold Coast University Hospital – Continuation since 0800 hrs, 17.06.2024</li> <li>• Gold Coast Robina Hospital - Continuation since 0800 hrs, 17.06.2024</li> <li>• Metro North HHS – Continuation since 1635 hrs, 17.06.2024             <ul style="list-style-type: none"> <li>○ Caboolture Hospital – Continuation since 1700 hrs, 14.06.2024</li> <li>○ The Prince Charles Hospital – Continuation since 2150 hrs, 16.06.2024</li> <li>○ Redcliffe Hospital – Continuation sine 1720 hrs, 19.06.2024</li> </ul> </li> <li>• Cairns Base Hospital – Continuation since 0800 hrs, 18.06.2024</li> <li>• Sunshine Coast University Hospital – Continuation since 1215 hrs, 18.06.2024.</li> </ul>
------------------------	---

Distribution Exceptions	<ul style="list-style-type: none"> <li>• Nil identified.</li> </ul>
----------------------------	---

**QAS Escalations**

Region Escalations	Region	Level	Time On	Time Off
	Nil	-	-	-

SEQ Escalations	Region	Level	Time On	Time Off
	South East Queensland	EXTREME	1120 hrs, 19.06.2024	Ongoing at time of report



Incident Number	Date	Time of call	Response time	Location	Detail	COSE notification sent	Outcomes/ Follow up required?
19364555	19.06.2024	1130 hrs	30 mins	Irrelevant Central Region	<p><b>Protracted Siege</b></p> <p>QAS responded to reports of a male patient presenting with acute mental health concerns.</p> <p>Initial QAS crew assessed the patient and requested a Mental Health Co-Responder (MHCR) to assess the patient once logged on.</p> <p>On MHCR arrival, the patient escalated and locked themselves in their home with a history of access to weapons.</p> <p>Following a lengthy standby on scene with negotiators, QPS forced entry into the property with the alleged person of interest being detained by QPS.</p> <p>The patient was transported to Mackay Base Hospital in a stable condition with QPS escort.</p>	Yes	-
19366158	19.06.2024	1637 hrs	5 mins	South Mackay Central Region	<p><b>Armed Offender Incident</b></p> <p>QAS are responding to reports of multiple patients with gunshot wounds with QPS on scene.</p>	Yes	Peer Support Services activated.

Incidents of Significance

QAS crews remained staged at designated staging location for the duration of the incident.

Two patients have been identified at the scene. Patient one, female patient located inside a vehicle outside private residence, sustained multiple gunshot wounds to head and chest, declared deceased at the scene. Patient two, 60 year old male patient, presented with gunshot wounds to hand and chest, requiring transport to Mackay Base Hospital in a serious condition.

The offender was located and apprehended by QPS at a nearby service station and remains in QPS custody.

The assailant advised there is explosives located in the residence where he was initially was located, QPS cleared the residence with nil further incident.

Nil further patients identified.

Reporting Period

1700 hrs 19.06.2024 – 0500 hrs 20.06.2024

Case Surveillance

Incident Number	Date	Time of call	Response time	Priority	Location	Details	Incident Outcome	Case Status
Nil	-	-	-	-	-	-	-	-

RSQ Rotary Asset Availability	Location	Asset Number	Status
	Brisbane	500	Online
	Brisbane	533	Online
	Bundaberg	522	Online
	Cairns	510	Online
	Horn Island	700	Online
	Horn Island	701	Online
	Mackay	412	Online
	Mackay	422	Online
	Maroochydore	511	Online
	Mount Isa	400	Online
	Rockhampton	300	Online
	Roma	566	Online
	Toowoomba	577	Online
	Toowoomba	588	Offline
Townsville	521	Online	

*\*Information correct as of 0400 hrs, 20.06.2024.*

**Emergency Management**

Major Events and Exercises	Event	Start	Finish	Deployed Resources	Detail
	Nil	-	-	-	-

QAS Staff Deployment	Incident	No. of staff actively deployed	Total deployed since commencement of incident	Authority to deploy	NOTES		
	Nil	-	-	-	-		
Coordination	Area	QAS/Health State	QAS/Health Regional	QFES Regional	SDCG/SOC	DDMG	LDMG
	Stand Up	QAS SOCC	-	-	-	-	-
	Lean Forward	-	-	-	-	-	-
Environmental Impacts	Incidents Involving QAS Resources on Standby						
	Incident	Location	Start	Finish	Deployed Resources	Detail	
	Nil	-	-	-	-	-	
	<ul style="list-style-type: none"> <li>Weather intelligence from the Bureau of Meteorology (BoM) has been reviewed, with no significant weather impacts expected over the next several days.</li> <li><b>Metro North Region – Bushfire Smoke Hazard Warning</b> Rural Fire Service (RFS) are continuing hazard reduction burning across almost 2,000 Hectares in Metro North which commenced, Monday 17 June and will run for several days this week. These burns are occurring at Mount Nebo, Caboolture aerodrome and may also include Boondall. Westerly winds will cause smoke to blow across the Metro North Region and is expected to impact Brisbane. Overnight smoke ventilation and moisture will be poor which means the smoke will not clear and will continue to sit over the region overnight and into early morning but should clear during the day. On Thursday there is also expected to be high amounts of smoke in the Metro North Region due to aerial burnings around Mt Nebo. Metro North HHS communications will continue undertaking community messaging via various social media platforms in line with Queensland Rural Fire Service messaging. All agencies are monitoring smoke modelling closely to ensure messaging is targeted.</li> </ul>						

Critical Infrastructure

- Nil issues identified.

Staff Welfare

Duress Alarm Activations

Incident Number	Date	Location	Detail	Outcomes/Follow up required?
Nil	-	-	-	-

Fatigue Score Reporting

<u>Operational Staff Fatigue Notifications 19.06.2024 1600 hrs – 20.06.2024 0400 hrs</u>			
Regions	No. Officers recording fatigue score Medium	No. Officers recording fatigue score High	Actioned
Far Northern	1	0	1 x Region Notification Generated
Northern	0	0	-
Central	0	0	-
Darling Downs & South West	0	0	-
Sunshine Coast & Wide Bay	1	0	1 x Region Notification Generated
Metro North	0	0	-
Metro South	1	0	1 x Region Notification Generated
Gold Coast	0	0	-
State OpCen	0	0	-
<b>Total</b>	<b>3</b>	<b>0</b>	<b>3 x Region Notifications Generated</b>

Workplace Health and Safety Incidents

Incident Number	Date	Location	Detail	Outcomes/Follow up required?
19366971	29/06/2024	Murarie Metro South Region	<p><b>Occupational Violence</b></p> <p>QAS responded to a <b>Irrelevant</b> female presenting with shoulder, abdominal and hip pain, with the patient transported to Mater Adults Hospital Brisbane in a stable condition.</p> <p>While awaiting bed allocation, the patient became escalated, grabbing and pushing a QAS Officer while attempting to abscond with pain relief.</p>	<p>Region supervisor conducted welfare check on the officer whilst on shift.</p> <p>Officer declined assessment with nil injuries reported.</p> <p>SHE Report completed with Officer continuing shift.</p> <p>Officers OIC notified of incident for follow up.</p>

COVID-19 PANDEMIC

Emerging COVID-19 Intelligence

- Nil identified.

PPE Incidents

Incident Number	Region	Type	Officers Involved	Notification	Outcomes/Issues/Follow up required?
Nil	-	-	-	-	-

Total number  
of diagnosed  
COVID-19  
positive  
infections

Region	Number of staff currently diagnosed COVID-19 positive	Cumulative number of diagnosed COVID-19 positive infections
<b>Central</b>	<b>4</b>	<b>629</b>
Operations Centre	0	47
Frontline Operational	4	563
Public Service & Central Office	0	19
<b>Darling Downs &amp; South West</b>	<b>3</b>	<b>526</b>
Operations Centre	1	47
Frontline Operational	2	464
Public Service & Central Office	0	15
<b>Far Northern</b>	<b>0</b>	<b>434</b>
Operations Centre	0	62
Frontline Operational	0	353
Public Service & Central Office	0	19
<b>Gold Coast</b>	<b>6</b>	<b>658</b>
Operations Centre	1	99
Frontline Operational	5	538
Public Service & Central Office	0	21
<b>Health Contact Centre</b>	<b>1</b>	<b>323</b>
<b>Metro North</b>	<b>8</b>	<b>913</b>
Frontline Operational	8	890
Public Service & Central Office	0	23
<b>Metro South</b>	<b>5</b>	<b>1,353</b>
Frontline Operational	5	1,324
Public Service & Central Office	0	29
<b>Northern</b>	<b>2</b>	<b>525</b>
Operations Centre	1	60
Frontline Operational	1	444

Public Service & Central Office		21
<b>QASEC</b>	<b>0</b>	<b>70</b>
<b>State Headquarters</b>	<b>1</b>	<b>381</b>
Frontline Operational	0	112
Public Service & Central Office	1	269
<b>SEQ Operations Centre</b>	<b>0</b>	<b>262</b>
<b>Sunshine Coast &amp; Wide Bay</b>	<b>15</b>	<b>987</b>
Operations Centre	4	79
Frontline Operational	11	881
Public Service & Central Office	0	27
<b>Operations Centre Total</b>	<b>7</b>	<b>656</b>
<b>Frontline Operational Total</b>	<b>36</b>	<b>5,569</b>
<b>Public Service &amp; Central Office Total</b>	<b>1</b>	<b>443</b>
<b>QASEC Total</b>	<b>0</b>	<b>70</b>
<b>HCC Total</b>	<b>1</b>	<b>323</b>
<b>QAS Total</b>	<b>45</b>	<b>7,061</b>
University Students	0	74

*\*Data available only for university students diagnosed COVID-19 positive during university placement.*



# State Operations Coordination Centre Situation Report

Reporting Date	Reporting Time	Reporting Period	Report Reference
20.06.2024	1700 hrs	0500-1700 hrs	DS REPORT 20.06.2024

## Service Demand

Incidents and Responses Trending	Total incidents and responses for the day	Date	Total	Total Comparative for same time last year	Difference (increase/decrease)
	Code 1 Incidents	20.06.2024 until 1700 hrs	1,087	N/A	N/A
	Responses – Codes 1-4	20.06.2024 until 1700 hrs	3,209	3,218	▼ 9

Pending Incidents	Pending incidents	Time	Number of incidents
	Highest pending queue	1200 hrs	80
	Lowest pending queue	0730 hrs	23
	At time of report	1700 hrs	39

Level Three  
Hospital  
Escalations

Region	Hospital	Time On	Time Off
Metro North	Royal Brisbane and Women's Hospital	1244 hrs	1622 hrs
	Caboolture Area Hospital	1630 hrs	-
Metro South	Queen Elizabeth II Hospital	0826 hrs	1040 hrs
		1245 hrs	-
	Logan Community Hospital	0832 hrs, 19.06.2024	-
	Ipswich General Hospital	1555 hrs, 17.06.2024	-
	Mater Adults Hospital	1247 hrs	0520 hrs
		1305 hrs	-
	Princess Alexandra Hospital	0440 hrs	0548 hrs
		0958 hrs	-
Redland Local Hospital	0920 hrs	1127 hrs	
Gold Coast	Gold Coast University Hospital	1245 hrs, 19.06.2024	0621 hrs
		1351 hrs	-
	Gold Coast Hospital Robina	0435 hrs	0520 hrs
		1303 hrs	-
Darling Downs and South West	Toowoomba Base Hospital	1315 hrs	-

**Tier 3  
Declarations**

- Ipswich General Hospital – Continuation since 2100 hrs, 18.06.2024
- Townsville University Hospital – Continuation since 0745 hrs, 18.06.2024
- Gold Coast University Hospital – Continuation since 0800 hrs, 17.06.2024
- Gold Coast Robina Hospital - Continuation since 0800 hrs, 17.06.2024
- **Metro North HHS** – Continuation since 1720 hrs, 18.06.2024
  - Caboolture Hospital – Continuation since 1700 hrs, 14.06.2024
  - The Prince Charles Hospital – Continuation since 2150 hrs, 16.06.2024
  - Redcliffe Hospital – Continuation since 1720 hrs, 18.06.2024
- Cairns Base Hospital – Continuation since 0845 hrs, 20.06.2024
- Sunshine Coast University Hospital – Continuation since 1215 hrs, 18.06.2024
- Bundaberg Base Hospital - Activated at 0738 hrs, 15.06.2024, Deactivated at 1445 hrs, 20.06.2024.

**Distribution  
Exceptions**

- Nil reported.

**QAS Escalations**

**Region  
Escalations**

Region	Level	Time On	Time Off
Nil	-	-	-

**SEQ  
Escalations**

Region	Level	Time On	Time Off
South East Queensland	<b>EXTREME</b>	1120 hrs, 19.06.2024	Ongoing at time of report.

**Incidents of  
Significance**

Incident Number	Date	Time of call	Response time	Location	Detail	COSE notification sent	Outcomes/ Follow up required?
19368519	20.06.2024	0708 hrs	5 mins	East Ipswich Metro South Region	Serious WHS Incident	Yes	WHS notified.

QAS responded to reports of a WHS incident involving a patient entrapped by machinery, unconscious and breathing.

On arrival, QAS confirmed a 62-year-old male was unconscious and breathing, with a significant abdominal and head injury, still entrapped.

The patient was extricated by QFES and transported in a critical condition to Princess Alexandra Hospital with a CCP on board.

Liaised with HARU enroute to hospital for further patient intervention and stabilisation.

Operations  
Centre  
Reports

- The Statewide Urgent Disconnect Rule was enacted at 2042 hrs, 19.06.204, and revoked at 0604 hrs, 20.06.2024.

Retrieval Services Queensland

RSQ Rotary  
Asset  
Availability

Location	Asset Number	Status
Brisbane	500	Online
Brisbane	533	Online
Bundaberg	522	Offline
Cairns	510	Online
Horn Island	700	Online
Horn Island	701	Online
Mackay	412	Online
Mackay	422	Online
Maroochydore	511	Offline
Mount Isa	400	Offline
Rockhampton	300	Online
Roma	566	Online
Toowoomba	577	Online
Toowoomba	588	Offline
Townsville	521	Online

*\*Information correct as of 1600 hrs, 20.06.2024.*

Emergency Management

Major Events  
and Exercises

Event	Start	Finish	Deployed Resources	Detail
Nil	-	-	-	-

QAS Staff Deployment

Incident	No. of staff actively deployed	Total deployed since commencement of incident	Authority to deploy	NOTES
Nil	-	-	-	-

Coordination

Area	QAS/Health State	QAS/Health Regional	QFES Regional	SDCG/SOC	DDMG	LDMG
Stand Up	QAS SOCC	-	-	-	-	-
Lean Forward	-	-	-	-	-	-

Environmental Impacts

Incidents Involving QAS Resources on Standby					
Incident	Location	Start	Finish	Deployed Resources	Detail
Nil	-	-	-	-	-

- Weather intelligence from the Bureau of Meteorology (BoM) has been reviewed, with no significant weather impacts expected over the next several days.

Critical  
Infrastructure

- Nil reported.

Staff Welfare

Duress Alarm  
Activations

Incident Number	Date	Location	Detail	Outcomes/Follow up required?
Nil	-	-	-	-

RTI Released

Operational Staff Fatigue Notifications 20.06.2024 0400 hrs – 20.06.2024 1600 hrs

Fatigue Score Reporting

Regions	No. Officers recording a medium fatigue score	No. Officers recording high fatigue score	Actioned
Far Northern	0	2	2 x Region Notifications Generated
Northern	0	0	-
Central	0	0	-
Darling Downs & South West	0	0	-
Sunshine Coast & Wide Bay	0	0	-
Metro North	0	0	-
Metro South	0	0	-
Gold Coast	0	0	-
State OpCen	0	0	-
<b>Total</b>	<b>0</b>	<b>2</b>	<b>2 x Region Notifications Generated</b>

Workplace Health and Safety Incidents

Incident Number	Date	Location	Details	Outcomes/Follow up required?
Nil	-	-	-	-

COVID-19 PANDEMIC

Emerging COVID-19 Intelligence

- Nil identified.



PPE Incidents

Incident Number	Region	Type	Officers Involved	Notification	Outcomes/Issues/Follow up required?
Nil	-	-	-	-	-

Total  
number of  
diagnosed  
COVID-19  
positive  
infections

Region	Number of staff currently diagnosed COVID-19 positive	Cumulative number of diagnosed COVID-19 positive infections
<b>Central</b>	4	629
Operations Centre	0	47
Frontline Operational	4	563
Public Service & Central Office	0	19
<b>Darling Downs &amp; South West</b>	6	529
Operations Centre	1	47
Frontline Operational	5	467
Public Service & Central Office	0	15
<b>Far Northern</b>	0	434
Operations Centre	0	62
Frontline Operational	0	353
Public Service & Central Office	0	19
<b>Gold Coast</b>	8	660
Operations Centre	2	100
Frontline Operational	6	539
Public Service & Central Office	0	21
<b>Health Contact Centre</b>	1	323
<b>Metro North</b>	13	918
Frontline Operational	12	894
Public Service & Central Office	1	24
<b>Metro South</b>	9	1,357

Frontline Operational	9	1,328
Public Service & Central Office	0	29
<b>Northern</b>	<b>2</b>	<b>525</b>
Operations Centre	1	60
Frontline Operational	1	444
Public Service & Central Office	0	21
<b>QASEC</b>	<b>0</b>	<b>70</b>
<b>State Headquarters</b>	<b>1</b>	<b>381</b>
Frontline Operational	0	112
Public Service & Central Office	1	269
<b>Brisbane Operations Centre</b>	<b>1</b>	<b>263</b>
<b>Sunshine Coast &amp; Wide Bay</b>	<b>18</b>	<b>990</b>
Operations Centre	5	80
Frontline Operational	13	883
Public Service & Central Office	0	27
<b>Operations Centre Total</b>	<b>10</b>	<b>659</b>
<b>Frontline Operational Total</b>	<b>50</b>	<b>5,583</b>
<b>Public Service &amp; Central Office Total</b>	<b>2</b>	<b>444</b>
<b>QASEC Total</b>	<b>0</b>	<b>70</b>
<b>HCC Total</b>	<b>1</b>	<b>323</b>
<b>QAS Total</b>	<b>63</b>	<b>7,079</b>
University Students	0	74

*\*Data available only for university students diagnosed COVID-19 positive during university placement.*

# State Operations Coordination Centre Situation Report

Reporting Date	Reporting Time	Reporting Period	Report Reference
21.06.2024	0500 hrs	1700-0500 hrs	NS REPORT 20.06.2024

## Data Integrity (0500 hrs report only)

Integrity


Check	Status	Assessment
Database load:	Data for yesterday is complete	Status should be highlighted green & indicate 'Data for yesterday is complete'.
(Cube) QACIR - Percentiles LASN was last built at:	21/06/2024 3:05:54 AM	Status should be highlighted green & indicate date/time that is this morning.
Latest data contained in (Cube) QACIR - Percentiles LASN is:	20/06/2024	Status should be highlighted green & indicate yesterday's date.







## Service Demand

Number of Triple Zero Calls

Day	Date	TSV	ROK	TWB	MAR	BNE	SPT	CNS	TOTAL
Thursday	20.06.2024	220	267	195	463	1,175	690	202	3,212

Day	Date	Daily June 2024 Average	Daily June 2023 Average	Difference (Increase/Decrease)
Thursday	20.06.2024	3,255	3,225	 30

Operations Centre Reports	<ul style="list-style-type: none"> <li>Nil</li> </ul>																															
Grade of Service	<table border="1"> <thead> <tr> <th>Day</th> <th>Date</th> <th>TSV</th> <th>ROK</th> <th>TWB</th> <th>MAR</th> <th>BNE</th> <th>SPT</th> <th>CNS</th> <th>TOTAL</th> </tr> </thead> <tbody> <tr> <td>Thursday</td> <td>20.06.2024</td> <td>91.0%</td> <td>92.0%</td> <td>92.3%</td> <td>93.2%</td> <td>93.2%</td> <td>94.4%</td> <td>93.1%</td> <td>93.1%</td> </tr> </tbody> </table>									Day	Date	TSV	ROK	TWB	MAR	BNE	SPT	CNS	TOTAL	Thursday	20.06.2024	91.0%	92.0%	92.3%	93.2%	93.2%	94.4%	93.1%	93.1%			
Day	Date	TSV	ROK	TWB	MAR	BNE	SPT	CNS	TOTAL																							
Thursday	20.06.2024	91.0%	92.0%	92.3%	93.2%	93.2%	94.4%	93.1%	93.1%																							
Incidents and Responses Trending	<p><b>Total incidents and responses for the day</b></p> <table border="1"> <thead> <tr> <th></th> <th>Date</th> <th>Total</th> <th>Total Comparative for same time last year</th> <th>Difference (increase/decrease)</th> </tr> </thead> <tbody> <tr> <td rowspan="2">Code 1 Incidents</td> <td>20.06.2024 until 0000 hrs</td> <td>1,582</td> <td></td> <td></td> </tr> <tr> <td>21.06.2024 until 0500 hrs</td> <td>169</td> <td></td> <td></td> </tr> <tr> <td rowspan="2">Responses – Codes 1-4</td> <td>20.06.2024 until 0000 hrs</td> <td>4,430</td> <td>4,233</td> <td> 197</td> </tr> <tr> <td>21.06.2024 until 0500 hrs</td> <td>343</td> <td>366</td> <td> 23</td> </tr> </tbody> </table> <ul style="list-style-type: none"> <li>The iROAM Code 1 Analysis at midnight appears to be in line with recent operational demand.</li> </ul>										Date	Total	Total Comparative for same time last year	Difference (increase/decrease)	Code 1 Incidents	20.06.2024 until 0000 hrs	1,582			21.06.2024 until 0500 hrs	169			Responses – Codes 1-4	20.06.2024 until 0000 hrs	4,430	4,233	 197	21.06.2024 until 0500 hrs	343	366	 23
	Date	Total	Total Comparative for same time last year	Difference (increase/decrease)																												
Code 1 Incidents	20.06.2024 until 0000 hrs	1,582																														
	21.06.2024 until 0500 hrs	169																														
Responses – Codes 1-4	20.06.2024 until 0000 hrs	4,430	4,233	 197																												
	21.06.2024 until 0500 hrs	343	366	 23																												
Pending Incidents	<table border="1"> <thead> <tr> <th>Pending incidents</th> <th>Time</th> <th>Number of incidents</th> </tr> </thead> <tbody> <tr> <td>Highest pending queue</td> <td>1801 hrs</td> <td>75</td> </tr> <tr> <td>Lowest pending queue</td> <td>1923 hrs</td> <td>26</td> </tr> <tr> <td>At time of report</td> <td>0500 hrs</td> <td>28</td> </tr> </tbody> </table>									Pending incidents	Time	Number of incidents	Highest pending queue	1801 hrs	75	Lowest pending queue	1923 hrs	26	At time of report	0500 hrs	28											
Pending incidents	Time	Number of incidents																														
Highest pending queue	1801 hrs	75																														
Lowest pending queue	1923 hrs	26																														
At time of report	0500 hrs	28																														

Level Three  
Hospital  
Escalations

Region	Hospital	Time On	Time Off
Sunshine Coast & Wide Bay	Bundaberg Base Hospital	2121 hrs	-
Metro North	Royal Brisbane and Women's Hospital	1244 hrs	2222 hrs
	Redcliffe District Hospital	1622 hrs	2130 hrs
	The Prince Charles Hospital	2248 hrs	-
Metro South	Queen Elizabeth II Hospital	1245 hrs	2219 hrs
		0333 hrs	-
	Logan Community Hospital	0832 hrs 19.06.2024	0323 hrs
	Ipswich General Hospital	1555 hrs, 17.06.2024	-
	Mater Adults Hospital	1305 hrs	1909 hrs
	Princess Alexandra Hospital	0958 hrs	0254 hrs
	Redland Local Hospital	1752 hrs	1845 hrs
		2147 hrs	2336 hrs
Gold Coast	Gold Coast University Hospital	1351 hrs	-
	Gold Coast Hospital Robina	1303 hrs	2140 hrs
Darling Downs & South West	Toowoomba Base Hospital	1315 hrs	-

<p><b>Tier 3 Declarations</b></p>	<ul style="list-style-type: none"> <li>• Ipswich General Hospital – Continuation since 2100 hrs, 16.06.2024</li> <li>• Townsville University Hospital – Continuation since 0745 hrs, 18.06.2024</li> <li>• Gold Coast University Hospital – Continuation since 0800 hrs, 17.06.2024</li> <li>• Gold Coast Robina Hospital - Continuation since 0800 hrs, 17.06.2024</li> <li>• <b>Metro North HHS</b> – Continuation since 1720 hrs, 18.06.2024             <ul style="list-style-type: none"> <li>○ Caboolture Hospital – Continuation since 1700 hrs, 14.06.2024</li> <li>○ The Prince Charles Hospital – Continuation since 2150 hrs, 16.06.2024</li> <li>○ Redcliffe Hospital – Continuation sine 1720 hrs, 18.06.2024</li> </ul> </li> <li>• Cairns Base Hospital – Continuation since 0845 hrs, 20.06.2024</li> <li>• Sunshine Coast University Hospital – Continuation since 1215 hrs, 18.06.2024</li> <li>• Mackay Base Hospital - Activated at 2020 hrs, 20.06.2024.</li> </ul>
---------------------------------------	--

<p><b>Distribution Exceptions</b></p>	<ul style="list-style-type: none"> <li>• Nil identified.</li> </ul>
---	---

**QAS Escalations**

<p><b>Region Escalations</b></p>	<table border="1" style="width: 100%; border-collapse: collapse;"> <thead> <tr style="background-color: #d9e1f2;"> <th style="width: 33%;">Region</th> <th style="width: 17%;">Level</th> <th style="width: 20%;">Time On</th> <th style="width: 30%;">Time Off</th> </tr> </thead> <tbody> <tr> <td style="text-align: center;">Nil</td> <td style="text-align: center;">-</td> <td style="text-align: center;">-</td> <td style="text-align: center;">-</td> </tr> </tbody> </table>	Region	Level	Time On	Time Off	Nil	-	-	-
Region	Level	Time On	Time Off						
Nil	-	-	-						

<p><b>SEQ Escalations</b></p>	<table border="1" style="width: 100%; border-collapse: collapse;"> <thead> <tr style="background-color: #d9e1f2;"> <th style="width: 33%;">Region</th> <th style="width: 17%;">Level</th> <th style="width: 20%;">Time On</th> <th style="width: 30%;">Time Off</th> </tr> </thead> <tbody> <tr> <td style="text-align: center;">South East Queensland</td> <td style="text-align: center; background-color: red; color: white;">EXTREME</td> <td style="text-align: center;">1120 hrs, 19.06.2024</td> <td style="text-align: center;">Ongoing at time of report</td> </tr> </tbody> </table>	Region	Level	Time On	Time Off	South East Queensland	EXTREME	1120 hrs, 19.06.2024	Ongoing at time of report
Region	Level	Time On	Time Off						
South East Queensland	EXTREME	1120 hrs, 19.06.2024	Ongoing at time of report						

Incidents of Significance

Incident Number	Date	Time of call	Response time	Location	Detail	COSE notification sent	Outcomes/ Follow up required?
19371658	20.06.2024	1820 hrs	10 mins	Deception Bay Metro North Region	<p><b>Fatal RTC</b></p> <p>QAS called to motorbike and 4WD vehicle incident with RN on scene reporting motorcyclist injuries incompatible with life.</p> <p>On QAS arrival, unknown age male motorcyclist confirmed life extinct with nil resuscitation measures commenced. Patient left in QPS care on scene.</p> <p>Four adult patients in the 4WD vehicle, self-extricated and had nil injuries – no transport required.</p>	Yes	OS attended scene.  Priority One activated.

Case Surveillance

Reporting Period  
1700 hrs 20.06.2024 – 0500 hrs 21.06.2024

Incident Number	Date	Time of call	Response time	Priority	Location	Details	Incident Outcome	Case Status
Nil	-	-	-	-	-	-	-	-

RSQ Rotary  
Asset  
Availability

Location	Asset Number	Status
Brisbane	500	Online
Brisbane	533	Offline
Bundaberg	522	Offline
Cairns	510	Online
Horn Island	700	Offline
Horn Island	701	Online
Mackay	412	Online
Mackay	422	Online
Maroochydore	511	Online
Mount Isa	400	Offline
Rockhampton	300	Online
Roma	566	Online
Toowoomba	577	Offline
Toowoomba	588	Offline
Townsville	521	Online

*\*Information correct as of 0400 hrs, 21.06.2024.*



Major Events and Exercises	Event	Start	Finish	Deployed Resources	Detail		
	Nil	-	-	-	-		
QAS Staff Deployment	Incident	No. of staff actively deployed	Total deployed since commencement of incident	Authority to deploy	NOTES		
	Nil	-	-	-	-		
Coordination	Area	QAS/Health State	QAS/Health Regional	QFES Regional	SDCG/SOC	DDMG	LDMG
	Stand Up	QAS SOCC	-	-	-	-	-
	Lean Forward	-	-	-	-	-	-
Environmental Impacts	Incidents Involving QAS Resources on Standby						
	Incident	Location	Start	Finish	Deployed Resources	Detail	
	Nil	-	-	-	-	-	
Critical Infrastructure	<ul style="list-style-type: none"> <li>Weather intelligence from the Bureau of Meteorology (BoM) has been reviewed, with no significant weather impacts expected over the next several days.</li> </ul>						
	<ul style="list-style-type: none"> <li>Nil issues identified.</li> </ul>						

**Duress Alarm Activations**

Incident Number	Date	Location	Detail	Outcomes/Follow up required?
Nil	-	-	-	-

**Fatigue Score Reporting**

<u>Operational Staff Fatigue Notifications 20.06.2024 1600 hrs – 21.06.2024 0400 hrs</u>			
Regions	No. Officers recording fatigue score Medium	No. Officers recording fatigue score High	Actioned
Far Northern	0	0	-
Northern	0	0	-
Central	0	0	-
Darling Downs & South West	0	0	-
Sunshine Coast & Wide Bay	1	0	1 x Region Notification Generated
Metro North	0	0	-
Metro South	0	0	-
Gold Coast	0	0	-
State OpCen	0	0	-
<b>Total</b>	<b>1</b>	<b>0</b>	<b>1 x Region Notification Generated</b>

Workplace Health and Safety Incidents

Incident Number	Date	Location	Detail	Outcomes/Follow up required?
19372477	20.06.2024	Deception Bay Metro North Region	<p><b>Officers Threatened</b></p> <p>QAS called by <b>Irrelevant</b> female patient for reported medical issues. Patient has mental health flags however nil flags for violence.</p> <p>QAS were on scene for approximately 30 minutes when patient produced large knife and threatened crew and herself. Crew retreated and requested QPS code 1. Crew advised patient held knife to own throat and caused small laceration. QPS were delayed reaching scene as QAS were at residence with secured gate.</p>	<p>Patient transported in stable condition with QPS escort under EEA to hospital.</p> <p>Priority One activated.</p> <p>SOS notified. OS completed welfare check.</p> <p>Caution note to be updated.</p>

COVID-19 PANDEMIC

Emerging COVID-19 Intelligence

- Nil identified.

PPE Incidents

Incident Number	Region	Type	Officers Involved	Notification	Outcomes/Issues/Follow up required?
Nil	-	-	-	-	-

Total number  
of diagnosed  
COVID-19  
positive  
infections

Region	Number of staff currently diagnosed COVID-19 positive	Cumulative number of diagnosed COVID-19 positive infections
<b>Central</b>	<b>4</b>	<b>629</b>
Operations Centre	0	47
Frontline Operational	4	563
Public Service & Central Office	0	19
<b>Darling Downs &amp; South West</b>	<b>6</b>	<b>529</b>
Operations Centre	1	47
Frontline Operational	5	467
Public Service & Central Office	0	15
<b>Far Northern</b>	<b>0</b>	<b>434</b>
Operations Centre	0	62
Frontline Operational	0	353
Public Service & Central Office	0	19
<b>Gold Coast</b>	<b>8</b>	<b>660</b>
Operations Centre	2	100
Frontline Operational	6	539
Public Service & Central Office	0	21
<b>Health Contact Centre</b>	<b>1</b>	<b>323</b>
<b>Metro North</b>	<b>13</b>	<b>919</b>
Frontline Operational	12	895
Public Service & Central Office	1	24
<b>Metro South</b>	<b>8</b>	<b>1,357</b>
Frontline Operational	8	1,328
Public Service & Central Office	0	29
<b>Northern</b>	<b>2</b>	<b>525</b>
Operations Centre	1	60
Frontline Operational	1	444


Public Service & Central Office		21
<b>QASEC</b>	<b>0</b>	<b>70</b>
<b>State Headquarters</b>	<b>1</b>	<b>381</b>
Frontline Operational	0	112
Public Service & Central Office	1	269
<b>SEQ Operations Centre</b>	<b>1</b>	<b>263</b>
<b>Sunshine Coast &amp; Wide Bay</b>	<b>19</b>	<b>992</b>
Operations Centre	6	81
Frontline Operational	13	884
Public Service & Central Office	0	27
<b>Operations Centre Total</b>	<b>11</b>	<b>660</b>
<b>Frontline Operational Total</b>	<b>49</b>	<b>5,585</b>
<b>Public Service &amp; Central Office Total</b>	<b>2</b>	<b>444</b>
<b>QASEC Total</b>	<b>0</b>	<b>70</b>
<b>HCC Total</b>	<b>1</b>	<b>323</b>
<b>QAS Total</b>	<b>63</b>	<b>7,082</b>
University Students	0	74

*\*Data available only for university students diagnosed COVID-19 positive during university placement.*

# State Operations Coordination Centre Situation Report

Reporting Date	Reporting Time	Reporting Period	Report Reference
21.06.2024	1700 hrs	0500-1700 hrs	DS REPORT 21.06.2024

## Service Demand

Incidents and Responses Trending	Total incidents and responses for the day	Date	Total	Total Comparative for same time last year	Difference (increase/decrease)
	Code 1 Incidents	21.06.2024 until 1700 hrs	1,205	N/A	N/A
	Responses – Codes 1-4	21.06.2024 until 1700 hrs	3,350	3,155	 195

Pending Incidents	Pending incidents	Time	Number of incidents
	Highest pending queue	1040 hrs	120
	Lowest pending queue	0618 hrs	21
	At time of report	1700 hrs	67

Level Three  
Hospital  
Escalations

Region	Hospital	Time On	Time Off
Sunshine Coast & Wide Bay	Bundaberg Base Hospital	2121 hrs	0610 hrs
	Gympie General Hospital	1436 hrs	1608 hrs
Metro North	The Prince Charles Hospital	2248 hrs	0523 hrs
		1535 hrs	1645 hrs
	Caboolture Area Hospital	1437 hrs	1615 hrs
	Royal Brisbane & Women's Hospital	1520 hrs	-
Metro South	Queen Elizabeth II Hospital	0333 hrs	1025 hrs
	Ipswich General Hospital	1555 hrs, 17.06.2024	-
	Logan Community Hospital	0945 hrs	-
	Redland Local Hospital	1015 hrs	1135 hrs
		1420 hrs	-
	Mater Adults Hospital	1425 hrs	-
Princess Alexandra Hospital	1435 hrs	-	
Gold Coast	Gold Coast University Hospital	1351 hrs	0555 hrs
		0750 hrs	0849 hrs
		1030 hrs	-
Darling Downs & South West	Toowoomba Base Hospital	1315 hrs	0540 hrs
		1015 hrs	-

**Tier 3  
Declarations**

- Ipswich General Hospital – Continuation since 2100 hrs, 16.06.2024
- Townsville University Hospital – Continuation since 0745 hrs, 18.06.2024
- Gold Coast University Hospital – Continuation since 0800 hrs, 17.06.2024
- Gold Coast Robina Hospital - Continuation since 0800 hrs, 17.06.2024
- Redcliffe Hospital – Continuation sine 1720 hrs, 18.06.2024
- Cairns Base Hospital – Continuation since 0845 hrs, 20.06.2024
- Mackay Base Hospital – Continued since 2020 hrs, 20.06.2024
- Bundaberg Base Hospital - Activation at 0715 hrs, 21.06.2024
- Sunshine Coast University Hospital – Activated at 1215 hrs, 18.06.2024, Deactivated at 1500 hrs 20.06.2024
- Metro North HHS – Activated at 1720 hrs, 18.06.2024, Deactivated at 1905 hrs, 20.06.2024
- The Prince Charles Hospital – Activated at 2150 hrs, 16.06.2024, Deactivated at 1905 hrs, 20.06.2024
- Caboolture Area Hospital – Activated at 1700 hrs, 14.06.2024, Deactivated at 1100 hrs, 21.06.2024
- Toowoomba Base Hospital – Activation at 0830hrs, 21.06.2024.

**Distribution  
Exceptions**

- Nil reported.

**QAS Escalations**

**Region  
Escalations**

Region	Level	Time On	Time Off
Nil	-	-	-

**SEQ  
Escalations**

Region	Level	Time On	Time Off
South East Queensland	<b>EXTREME</b>	1120 hrs, 19.06.2024	Ongoing at time of report.



Incidents of Significance

Incident Number	Date	Time of call	Response time	Location	Detail	COSE notification sent	Outcomes/ Follow up required?
19373346	21.06.2024	0626 hrs	14 mins	Coochin Creek Sunshine Coast and Wide Bay Region	<p><b>Multi-Vehicle RTC</b></p> <p>QAS responded to a seven-vehicle traffic crash on the South Bound Lane of the Bruce Highway. All vehicles travelling in the same direction.</p> <p>QPS and QFES on scene.</p> <p>On QAS arrival eight patients identified all Green. Five patients transported with minor injuries to Sunshine Coast University Hospital. Three patients transported with minor injuries to Caboolture Area Hospital.</p> <p>Resources shared with incident 19373395, which was located in close proximity to this incident.</p> <p>Bruce Highway closed in both directions for an extended period.</p>	Yes.	Peer Support Activated.  Incident attracted significant commercial media attention.
19373395	21.06.2024	0643 hrs	1 min	Coochin Creek Sunshine Coast and Wide Bay Region	<p><b>Motorcycle and Vehicle Collision</b></p> <p>QAS called to reports of a motorcycle and vehicle colliding, with bystander CPR being performed on the motorcycle rider.</p> <p>On QAS arrival two-vehicles collided with a motorcycle. Three patients identified.</p> <p>Patient one, motorcycle rider, unconscious <span style="background-color: #cccccc; padding: 0 2px;"> </span> <b>Irrelevant</b> female with bilateral lower limb fractures, chest and abdominal injuries. Patient intubated on scene and transported by Helo to</p>	Yes.	Peer Support Activated.  Incident attracted significant commercial media attention.

Royal Brisbane Women's Hospital in a critical condition.

Patient two and three, the drivers from the vehicles, both green, assessed and left on scene.

Multi-vehicle RTC, Incident no 19373346, located in the South Bound Lane of Bruce Highway in close proximity to this incident.

Resources shared between both incidents.

Bruce Highway closed in both directions for an extended period.

Operations  
Centre  
Reports

- The Statewide Urgent Disconnect was enacted at 0945 hrs, 21.06.204, and was escalated to the Statewide Emergency Rule as of 0958 hrs, 21.06.2024, which remains in place at time of report.

Retrieval Services Queensland

RSQ Rotary  
Asset  
Availability

Location	Asset Number	Status
Brisbane	500	Online
Brisbane	533	Online
Bundaberg	522	Online
Cairns	510	Online
Horn Island	700	Online
Horn Island	701	Online
Mackay	412	Online
Mackay	422	Online
Maroochydore	511	Online
Mount Isa	400	Offline
Rockhampton	300	Online
Roma	566	Online
Toowoomba	577	Online
Toowoomba	588	Offline
Townsville	521	Online

*\*Information correct as of 1600 hrs, 21.06.2024.*

Emergency Management

Major Events  
and Exercises

Event	Start	Finish	Deployed Resources	Detail
Nil	-	-	-	-

QAS Staff Deployment

Incident	No. of staff actively deployed	Total deployed since commencement of incident	Authority to deploy	NOTES
Nil	-	-	-	-

Coordination

Area	QAS/Health State	QAS/Health Regional	QFES Regional	SDCG/SOC	DDMG	LDMG
Stand Up	QAS SOCC	-	-	-	-	-
Lean Forward	-	-	-	-	-	-

Environmental Impacts

Incidents Involving QAS Resources on Standby					
Incident	Location	Start	Finish	Deployed Resources	Detail
Nil	-	-	-	-	-

- Weather intelligence from the Bureau of Meteorology (BoM) has been reviewed, with no significant weather impacts expected over the next several days.

Critical  
Infrastructure

- Nil reported.

Staff Welfare

Duress Alarm  
Activations

Incident Number	Date	Location	Detail	Outcomes/Follow up required?
Nil	-	-	-	-

RTI Released

Operational Staff Fatigue Notifications 21.06.2024 0400 hrs – 21.06.2024 1600 hrs

Fatigue Score Reporting

Regions	No. Officers recording a medium fatigue score	No. Officers recording high fatigue score	Actioned
Far Northern	0	0	-
Northern	0	0	-
Central	3	0	3 x Region Notifications Generated
Darling Downs & South West	0	0	-
Sunshine Coast & Wide Bay	0	0	-
Metro North	0	0	-
Metro South	0	0	-
Gold Coast	0	0	-
State OpCen	0	0	-
<b>Total</b>	<b>3</b>	<b>0</b>	<b>3 x Region Notifications Generated</b>

Workplace Health and Safety Incidents

Incident Number	Date	Location	Details	Outcomes/Follow up required?
Nil	-	-	-	-

COVID-19 PANDEMIC

Emerging COVID-19 Intelligence

- Nil identified.

PPE Incidents

Incident Number	Region	Type	Officers Involved	Notification	Outcomes/Issues/Follow up required?
Nil	-	-	-	-	-

Total  
number of  
diagnosed  
COVID-19  
positive  
infections

Region	Number of staff currently diagnosed COVID-19 positive	Cumulative number of diagnosed COVID-19 positive infections
<b>Central</b>	4	629
Operations Centre	0	47
Frontline Operational	4	563
Public Service & Central Office	0	19
<b>Darling Downs &amp; South West</b>	6	529
Operations Centre	1	47
Frontline Operational	5	467
Public Service & Central Office	0	15
<b>Far Northern</b>	1	435
Operations Centre	0	62
Frontline Operational	1	354
Public Service & Central Office	0	19
<b>Gold Coast</b>	8	660
Operations Centre	2	100
Frontline Operational	6	539
Public Service & Central Office	0	21
<b>Health Contact Centre</b>	2	324
<b>Metro North</b>	13	919
Frontline Operational	12	895
Public Service & Central Office	1	24
<b>Metro South</b>	0	1,357

Frontline Operational	8	1,328
Public Service & Central Office	0	29
<b>Northern</b>	<b>2</b>	<b>525</b>
Operations Centre	1	60
Frontline Operational	1	444
Public Service & Central Office	0	21
<b>QASEC</b>	<b>0</b>	<b>70</b>
<b>State Headquarters</b>	<b>1</b>	<b>381</b>
Frontline Operational	0	112
Public Service & Central Office	1	269
<b>Brisbane Operations Centre</b>	<b>1</b>	<b>263</b>
<b>Sunshine Coast &amp; Wide Bay</b>	<b>20</b>	<b>993</b>
Operations Centre	6	81
Frontline Operational	14	885
Public Service & Central Office	0	27
<b>Operations Centre Total</b>	<b>11</b>	<b>660</b>
<b>Frontline Operational Total</b>	<b>51</b>	<b>5,587</b>
<b>Public Service &amp; Central Office Total</b>	<b>2</b>	<b>444</b>
<b>QASEC Total</b>	<b>0</b>	<b>70</b>
<b>HCC Total</b>	<b>2</b>	<b>324</b>
<b>QAS Total</b>	<b>65</b>	<b>7,085</b>
University Students	0	74

*\*Data available only for university students diagnosed COVID-19 positive during university placement.*



# State Operations Coordination Centre Situation Report

Reporting Date	Reporting Time	Reporting Period	Report Reference
22.06.2024	0500 hrs	1700-0500 hrs	NS REPORT 21.06.2024

## Data Integrity (0500 hrs report only)

Integrity


Check	Status	Assessment
Database load:	Data for yesterday is complete	Status should be highlighted green & indicate 'Data for yesterday is complete'.
(Cube) QACIR - Percentiles LASN was last built at:	22/06/2024 3:05:58 AM	Status should be highlighted green & indicate date/time that is this morning.
Latest data contained in (Cube) QACIR - Percentiles LASN is:	21/06/2024	Status should be highlighted green & indicate yesterday's date.

## Service Demand

Number of Triple Zero Calls



Day	Date	TSV	ROK	TWB	MAR	BNE	SPT	CNS	TOTAL
Friday	21.06.2024	237	278	207	520	1,323	820	215	3,600

Day	Date	Daily June 2024 Average	Daily June 2023 Average	Difference (Increase/Decrease)
Friday	21.06.2024	3,271	3,225	 46

<b>Operations Centre Reports</b>	<ul style="list-style-type: none"> <li>The Statewide Emergency Rule was enacted at 0958 hrs, 21.06.2024, and remains in place at time of report.</li> </ul>
----------------------------------	---

<b>Grade of Service</b>	<table border="1"> <thead> <tr> <th>Day</th> <th>Date</th> <th>TSV</th> <th>ROK</th> <th>TWB</th> <th>MAR</th> <th>BNE</th> <th>SPT</th> <th>CNS</th> <th>TOTAL</th> </tr> </thead> <tbody> <tr> <td>Friday</td> <td>21.06.2024</td> <td>87.0%</td> <td>86.8%</td> <td>83.9%</td> <td>86.3%</td> <td>87.5%</td> <td>86.0%</td> <td>86.2%</td> <td>86.6%</td> </tr> </tbody> </table>	Day	Date	TSV	ROK	TWB	MAR	BNE	SPT	CNS	TOTAL	Friday	21.06.2024	87.0%	86.8%	83.9%	86.3%	87.5%	86.0%	86.2%	86.6%
Day	Date	TSV	ROK	TWB	MAR	BNE	SPT	CNS	TOTAL												
Friday	21.06.2024	87.0%	86.8%	83.9%	86.3%	87.5%	86.0%	86.2%	86.6%												

<b>Incidents and Responses Trending</b>	<b>Total incidents and responses for the day</b>				
		Date	Total	Total Comparative for same time last year	Difference (increase/decrease)
	Code 1 Incidents	21.06.2024 until 0000 hrs	1,772		
		22.06.2024 until 0500 hrs	193		
	Responses – Codes 1-4	21.06.2024 until 0000 hrs	4,633	4,231	 402
		22.06.2024 until 0500 hrs	338	410	 72
<ul style="list-style-type: none"> <li>The iROAM Code 1 Analysis at midnight appears to be in line with recent operational demand.</li> </ul>					

<b>Pending Incidents</b>	Pending incidents	Time	Number of incidents
	Highest pending queue	0043 hrs	127
	Lowest pending queue	1715 hrs	56
	At time of report	0500 hrs	81

Level Three  
Hospital  
Escalations

Region	Hospital	Time On	Time Off
Sunshine Coast & Wide Bay	Nambour General Hospital	1758 hrs	1854 hrs
	Bundaberg Base Hospital	1938 hrs	0032 hrs
	Gympie General Hospital	2112 hrs	0128 hrs
Metro North	Royal Brisbane & Women's Hospital	1520 hrs	1839 hrs
	The Prince Charles Hospital	2302 hrs	0115 hrs
Metro South	Ipswich General Hospital	1555 hrs, 17.06.2024	-
	Logan Community Hospital	0945 hrs	-
	Redland Local Hospital	1420 hrs	1725 hrs
		2135 hrs	0110 hrs
	Mater Adults Hospital	1425 hrs	0125 hrs
		0408 hrs	-
	Princess Alexandra Hospital	1435 hrs	0213 hrs
	Queen Elizabeth II Hospital	1940 hrs	0250 hrs
0447 hrs		-	
Gold Coast	Gold Coast University Hospital	1030 hrs	1858 hrs
		2149 hrs	2303 hrs
	Gold Coast Hospital Robina	2249 hrs	0128 hrs
Darling Downs & South West	Toowoomba Base Hospital	1015 hrs	-

<b>Tier 3 Declarations</b>	<ul style="list-style-type: none"> <li>• Ipswich General Hospital – Continuation since 2100 hrs, 16.06.2024</li> <li>• Townsville University Hospital – Continuation since 0745 hrs, 18.06.2024</li> <li>• Gold Coast University Hospital – Continuation since 0800 hrs, 17.06.2024</li> <li>• Gold Coast Robina Hospital - Continuation since 0800 hrs, 17.06.2024</li> <li>• Redcliffe Hospital – Continuation sine 1720 hrs, 18.06.2024</li> <li>• Cairns Base Hospital – Continuation since 0845 hrs, 20.06.2024</li> <li>• Mackay Base Hospital – Continued since 2020 hrs, 20.06.2024</li> <li>• Bundaberg Base Hospital - Continued since 0715 hrs, 21.06.2024</li> <li>• Toowoomba Base Hospital – Continued since 0830hrs, 21.06.2024.</li> </ul>
--------------------------------	--

<b>Distribution Exceptions</b>	<ul style="list-style-type: none"> <li>• Nil identified.</li> </ul>
------------------------------------	---

**QAS Escalations**

<b>Region Escalations</b>	Region	Level	Time On	Time Off
	Nil	-	-	-

<b>SEQ Escalations</b>	Region	Level	Time On	Time Off
	South East Queensland	EXTREME	1120 hrs, 19.06.2024	Ongoing at time of report

Incident Number	Date	Time of call	Response time	Location	Detail	COSE notification sent	Outcomes/ Follow up required?
19375933	21.06.2024	1518 hrs	5 mins	Bald Hills Metro North Region	<p><b>Two Vehicle Traffic Crash</b></p> <p>QAS called to an RTC involving two trucks, with one patient entrapped.</p> <p>QPS and QFES on scene.</p> <p>On QAS arrival two patients identified.</p> <p>Patient one, conscious adult male entrapped, suffering multisystem trauma. Patient intubated on scene, transported in a critical condition with Haru and Doctor on board to Royal Brisbane Women's Hospital.</p> <p>Patient two, conscious adult, assessed on scene, no transportation required.</p> <p>Gympie Arterial Road, North Bound Lane closed, causing significant traffic delays.</p>	Yes.	<p>Incident attracted media attention.</p> <p>OCS performed Common Call to operational staff advising of area delays.</p> <p>Operational Debrief performed.</p> <p>Peer Support Activated.</p>

Incidents of Significance

19376287	21.06.2024	1631 hrs	4 mins	<p><b>Irrelevant</b> Metro South Region</p>	<p><b>Significant RTC</b></p> <p>Off duty QAS Officer advised of motorcycle and vehicle incident at intersection.</p> <p><b>Irrelevant</b> male motorcyclist with lower limb injuries and haemodynamically unstable. Transported in a critical condition code 1 to Princess Alexandra Hospital with CCP on board - met with Medical Director enroute to hospital.</p> <p><b>Irrelevant</b> male driver of vehicle with minor injuries. Left in care of QPS on scene.</p> <p>QPS and QFES on scene.</p>	Yes	SOS attended scene.
19376743	21.06.2024	1816 hrs	9 mins	<p>Gympie Sunshine Coast &amp; Wide Bay Region</p>	<p><b>Alleged Stabbing</b></p> <p>QAS called to assault involving two patients at private residence.</p> <p><b>Irrelevant</b> male with penetrating wound to back, altered consciousness and haemodynamically unstable. Transported code 1 to Gympie General Hospital.</p> <p><b>Irrelevant</b> male patient with head and neck injuries. Left in care of QPS on scene.</p>	Yes	<p>Patient later retrieved by R511 with FMO and FCCP to Royal Brisbane Women's Hospital from Gympie General Hospital.</p> <p>Second patient later transported from Gympie Watchhouse in a stable condition to Gympie General Hospital, with follow on transport to</p>

							Sunshine Coast University Hospital.
19377998	22.06.2024	0019 hrs	10 mins	Burua Central Region	<b>Fatal RTC</b>  QAS called to single motorcycle incident on highway with loss of control at high speed reported.  <b>Irrelevant</b> male motorcyclist with significant chest injuries - declared life extinct on scene.  RSQ stood down. Patient left in care of QPS on scene.	Yes	Priority One activated.

RTI Released

19378256	22.06.2024	0214 hrs	8 mins	Branyan Sunshine Coast & Wide Bay Region	<p><b>QPS Vehicle involved in RTC</b></p> <p>QAS requested via ICEMS from QPS for QPS vehicle reportedly intentionally rammed by another vehicle at approximately 40-60 km/hr.</p> <p>Five patients reported involved, however one patient absconded from scene prior to QAS arrival and QPS have deployed Dog Squad in attempt to locate.</p> <p><b>Irrelevant</b> female and <b>Irrelevant</b> male QPS Officers transported in stable conditions to Bundaberg Base Hospital.</p> <p><b>Irrelevant</b> male transported to Bundaberg Base Hospital in stable condition with neck pain.</p> <p><b>Irrelevant</b> female patient with knee pain, left on scene in QPS custody.</p>	No	OS attended scene.
----------	------------	----------	--------	---	--	----	--------------------

Reporting Period

1700 hrs 21.06.2024 – 0500 hrs 22.06.2024

Case Surveillance

Incident Number	Date	Time of call	Response time	Priority	Location	Details	Incident Outcome	Case Status
Nil	-	-	-	-	-	-	-	-



RSQ Rotary  
Asset  
Availability

Location	Asset Number	Status
Brisbane	500	Online
Brisbane	533	Online
Bundaberg	522	Online
Cairns	510	Online
Horn Island	700	Online
Horn Island	701	Online
Mackay	412	Online
Mackay	422	Online
Maroochydore	511	Offline
Mount Isa	400	Offline
Rockhampton	300	Online
Roma	566	Offline
Toowoomba	577	Offline
Toowoomba	588	Offline
Townsville	521	Offline

*\*Information correct as of 0400 hrs, 22.06.2024.*

Emergency Management

Major Events and Exercises	Event	Start	Finish	Deployed Resources	Detail
	Nil	-	-	-	-

QAS Staff Deployment	Incident	No. of staff actively deployed	Total deployed since commencement of incident	Authority to deploy	NOTES
	Nil	-	-	-	-

Coordination	Area	QAS/Health State	QAS/Health Regional	QFES Regional	SDCG/SOC	DDMG	LDMG
	Stand Up	QAS SOCC	-	-	-	-	-
	Lean Forward	-	-	-	-	-	-

Environmental Impacts	Incidents Involving QAS Resources on Standby					
	Incident	Location	Start	Finish	Deployed Resources	Detail
	Nil	-	-	-	-	-

- Weather intelligence from the Bureau of Meteorology (BoM) has been reviewed, with no significant weather impacts expected over the next several days.

Critical Infrastructure	<ul style="list-style-type: none"> <li>Nil issues identified.</li> </ul>
-------------------------	--

Staff Welfare

Duress Alarm  
Activations

Incident Number	Date	Location	Detail	Outcomes/Follow up required?
Nil	-	-	-	-

Fatigue Score  
Reporting

<u>Operational Staff Fatigue Notifications 21.06.2024 1600 hrs – 22.06.2024 0400 hrs</u>			
Regions	No. Officers recording fatigue score Medium	No. Officers recording fatigue score High	Actioned
Far Northern	1	0	1 x Region Notification Generated
Northern	0	0	-
Central	0	0	-
Darling Downs & South West	0	0	-
Sunshine Coast & Wide Bay	0	2	2 x Region Notifications Generated
Metro North	0	0	-
Metro South	0	0	-
Gold Coast	0	0	-
State OpCen	0	0	-
<b>Total</b>	<b>1</b>	<b>2</b>	<b>3 x Region Notifications Generated</b>

Workplace Health and Safety Incidents

Incident Number	Date	Location	Detail	Outcomes/Follow up required?
19378406	22.06.2024	Fortitude Valley Metro North Region	QAS Vehicle involved in RTC QAS responding code 1 with lights and sirens activated when impacted by private vehicle. Nil injuries to QAS Officers or other driver. QAS vehicle still operational and completed original case.	Metro South SOS and Metro North OS advised. Region reporting to be completed.

COVID-19 PANDEMIC

Emerging COVID-19 Intelligence

- Nil identified.

PPE Incidents

Incident Number	Region	Type	Officers Involved	Notification	Outcomes/Issues/Follow up required?
Nil	-	-	-	-	-

Total number  
of diagnosed  
COVID-19  
positive  
infections

Region	Number of staff currently diagnosed COVID-19 positive	Cumulative number of diagnosed COVID-19 positive infections
<b>Central</b>	<b>4</b>	<b>629</b>
Operations Centre	0	47
Frontline Operational	4	563
Public Service & Central Office	0	19
<b>Darling Downs &amp; South West</b>	<b>6</b>	<b>529</b>
Operations Centre	1	47
Frontline Operational	5	467
Public Service & Central Office	0	15
<b>Far Northern</b>	<b>1</b>	<b>435</b>
Operations Centre	0	62
Frontline Operational	1	354
Public Service & Central Office	0	19
<b>Gold Coast</b>	<b>7</b>	<b>660</b>
Operations Centre	2	100
Frontline Operational	5	539
Public Service & Central Office	0	21
<b>Health Contact Centre</b>	<b>2</b>	<b>324</b>
<b>Metro North</b>	<b>9</b>	<b>919</b>
Frontline Operational	8	895
Public Service & Central Office	1	24
<b>Metro South</b>	<b>0</b>	<b>1,358</b>
Frontline Operational	8	1,329
Public Service & Central Office	0	29
<b>Northern</b>	<b>2</b>	<b>525</b>
Operations Centre	1	60
Frontline Operational	1	444


Public Service & Central Office		21
<b>QASEC</b>	<b>0</b>	<b>70</b>
<b>State Headquarters</b>	<b>1</b>	<b>381</b>
Frontline Operational	0	112
Public Service & Central Office	1	269
<b>SEQ Operations Centre</b>	<b>1</b>	<b>263</b>
<b>Sunshine Coast &amp; Wide Bay</b>	<b>17</b>	<b>993</b>
Operations Centre	5	81
Frontline Operational	12	885
Public Service & Central Office	0	27
<b>Operations Centre Total</b>	<b>10</b>	<b>660</b>
<b>Frontline Operational Total</b>	<b>44</b>	<b>5,588</b>
<b>Public Service &amp; Central Office Total</b>	<b>2</b>	<b>444</b>
<b>QASEC Total</b>	<b>0</b>	<b>70</b>
<b>HCC Total</b>	<b>2</b>	<b>324</b>
<b>QAS Total</b>	<b>65</b>	<b>7,086</b>
University Students	0	74

*\*Data available only for university students diagnosed COVID-19 positive during university placement.*

# State Operations Coordination Centre Situation Report

Reporting Date	Reporting Time	Reporting Period	Report Reference
22.06.2024	1700 hrs	0500-1700 hrs	DS REPORT 22.06.2024

## Service Demand

Incidents and Responses Trending	Total incidents and responses for the day	Date	Total	Total Comparative for same time last year	Difference (increase/decrease)
	Code 1 Incidents	22.06.2024 until 1700 hrs	1,025	N/A	N/A
	Responses – Codes 1-4	22.06.2024 until 1700 hrs	2,568	2,597	 29

Pending Incidents	Pending incidents	Time	Number of incidents
	Highest pending queue	1059 hrs	91
	Lowest pending queue	0812 hrs	21
	At time of report	1700 hrs	35

	Region	Hospital	Time On	Time Off
<b>Level Three Hospital Escalations</b>	<b>Central</b>	Rockhampton Hospital	1621 hrs	-
	<b>Metro South</b>	Ipswich General Hospital	1555 hrs, 17.06.2024	1125 hrs
			1420 hrs	-
		Logan Community Hospital	0945 hrs, 21.06.2024	-
		Mater Adults Hospital	0410 hrs	0720 hrs
			1425 hrs	-
		Queen Elizabeth II Hospital	0447 hrs	0655 hrs
	1115 hrs		1145 hrs	
	<b>Gold Coast</b>	Gold Coast Hospital Robina	1235 hrs	1305 hrs
			1518 hrs	1651 hrs
	<b>Darling Downs &amp; South West</b>	Toowoomba Base Hospital	1015 hrs, 21.06.2024	0738 hrs
			1350 hrs	-

<b>Tier 3 Declarations</b>	<ul style="list-style-type: none"> <li>• Ipswich General Hospital – Continuation since 2100 hrs, 16.06.2024</li> <li>• Townsville University Hospital – Continuation since 0745 hrs, 18.06.2024</li> <li>• Gold Coast University Hospital – Continuation since 0800 hrs, 17.06.2024</li> <li>• Gold Coast Robina Hospital - Continuation since 0800 hrs, 17.06.2024</li> <li>• Cairns Base Hospital – Continuation since 0845 hrs, 20.06.2024</li> <li>• Mackay Base Hospital – Continued since 2020 hrs, 20.06.2024</li> <li>• Bundaberg Base Hospital - Continued since 0715 hrs, 21.06.2024</li> <li>• Toowoomba Base Hospital – Continued since 0830hrs, 21.06.2024</li> <li>• Redcliffe Hospital – De-activated - 1720 hrs, 18.06.2024 - 22.06.2024.</li> </ul>
--------------------------------	--

<b>Distribution Exceptions</b>	<ul style="list-style-type: none"> <li>• Nil reported.</li> </ul>
------------------------------------	---



Region Escalations	Region	Level	Time On	Time Off
	Nil	-	-	-

SEQ Escalations	Region	Level	Time On	Time Off
	South East Queensland	<b>EXTREME</b>	1120 hrs, 19.06.2024	Ongoing at time of report.

Incidents of Significance	Incident Number	Date	Time of call	Response time	Location	Detail	COSE notification sent	Outcomes/ Follow up required?
	19379058	22.06.2024	0859 hrs	6 mins	Cairns City Far Northern Region	<p><b>HazMat Incident at QPS Watchhouse</b></p> <p>Multi-agency response to QPS Watchhouse for a reported chemical smell with multiple symptomatic QPS staff.</p> <p>Approximately 40 people evacuated from the watchhouse. All persons in custody evacuated into courtyard and presenting asymptomatic.</p> <p>QFES conducted scientific testing and determined the source to be hydrogen sulphide from an overheated LED battery.</p> <p>QAS assessed a total of 5 x patients on scene, all QPS staff.</p> <p>Nil patients transported to hospital.</p>	No	OS attended scene as QAS Forward Commander.

19379077	22.06.2024	0902 hrs	16 mins	Atkinsons Dam Metro South Region	High-mechanism, single vehicle rollover. Suspected ejection of sole occupant from vehicle.  On QAS arrival, a 60-year-old female patient presented with an altered level of consciousness, agitation and a suspected head injury.  Patient intubated on scene and transported by Helo to the Princess Alexandra Hospital in a serious condition.	No	Supervisor attended scene. Debrief conducted with attending crews.
----------	------------	----------	---------	-------------------------------------	--	----	--

**Operations Centre Reports**

- The Statewide Emergency Rule was enacted at 0958 hrs, 21.06.2024, and revoked at 0650 hrs, 22.06.2024.
- The Statewide Urgent Disconnect was enacted at 0850 hrs, 22.06.2024, and was upgraded to Emergency Rule at 1135 hrs, 22.06.2024.

RSQ Rotary  
 Asset  
 Availability

Location	Asset Number	Status
Brisbane	500	Online
Brisbane	533	Online
Bundaberg	522	Offline
Cairns	510	Online
Horn Island	700	Online
Horn Island	701	Online
Mackay	412	Online
Mackay	422	Online
Maroochydore	511	Online
Mount Isa	400	Offline
Rockhampton	300	Online
Roma	566	Online
Toowoomba	577	Online
Toowoomba	588	Offline
Townsville	521	Online

*\*Information correct as of 1600 hrs, 22.06.2024.*

Emergency Management

Major Events  
 and Exercises

Event	Start	Finish	Deployed Resources	Detail
Nil	-	-	-	-