

Major Events and Exercises	Event	Start	Finish	Deployed Resources	Detail
	Laura Races, Rodeo & Campdraft Festival Far Northern Region	26.06.2024	01.07.2024	10 x Paramedics, 2 x units, EM Operation Support Unit	Officers and EM resources have been deployed to assist with the Laura Dance Festival.  Expected attendance is 3,000 including participants and patrons.
Big Red Bash Central Region	27.06.2024	09.07.2024	8 x total paramedics including 1 x SRT officer, EM Tactical Support Units	Officers have been deployed to assist with the Big Red Bash, with travel to the site commencing 27.06.2024.  Resources deployed include 4WD Modular ambulance, 4WD Landcruiser, Emergency Response Vehicle (ERV).  The expected attendance is 7,500, however at the 2023 event 13,000 patrons attended.	

QAS Staff Deployment	Incident	No. of staff actively deployed	Total deployed since commencement of incident	Authority to deploy	NOTES
	Nil	-	-	-	-

Coordination	Area	QAS/Health State	QAS/Health Regional	QFES Regional	SDCG/SOC	DDMG	LDMG
	Stand Up	QAS SOCC	-	-	-	-	-
	Lean Forward	-	-	-	-	-	-

## Environmental Impacts

Incidents Involving QAS Resources on Standby					
Incident	Location	Start	Finish	Deployed Resources	Detail
Nil	-	-	-	-	-

- Weather intelligence from the Bureau of Meteorology (BoM) has been reviewed, with no significant weather impacts expected over the next several days.

## Critical Infrastructure

- ICT Major Incident Notification - Rockhampton OpCen - Central Region - Radio Disruption**  
MIN notified of a two-way radio communications disruption for multiple radio channels for crews in Central West District. The following channels are affected V61 Aramac, V62 Barcaldine Downs, U24 Barcaldine Water Tower, U26/V68 Blackall and V63 Richmond Hill. Both QAS and QFES are affected by the disruption. The network at Barcaldine Emergency Service Complex (ESC) has gone down impacting the RoIP link. Rockhampton OpCen has advised SatPTT and mobile phones are being utilised effectively. RES Rockhampton have been engaged and are working to activate secondary radio links for both QAS and QFES. Rockhampton OpCen advised nil impacts to BaU have been identified.

## Staff Welfare

## Duress Alarm Activations

Incident Number	Date	Location	Detail	Outcomes/Follow up required?
Nil	-	-	-	-

**Operational Staff Fatigue Notifications 30.06.2024 0400 hrs – 30.06.2024 1600 hrs**

Fatigue Score Reporting

Regions	No. Officers recording a medium fatigue score	No. Officers recording high fatigue score	Actioned
Far Northern	0	1	1 x Region Notification Generated
Northern	0	0	-
Central	2	0	2 x Region Notifications Generated
Darling Downs & South West	0	0	-
Sunshine Coast & Wide Bay	0	5	5 x Region Notifications Generated
Metro North	0	0	-
Metro South	0	0	-
Gold Coast	0	0	-
State OpCen	0	0	-
<b>Total</b>	<b>2</b>	<b>6</b>	<b>8 x Region Notifications Generated</b>

Workplace Health and Safety Incidents

Incident Number	Date	Location	Details	Outcomes/Follow up required?
Nil	-	-	-	-

**COVID-19 PANDEMIC**

Emerging COVID-19 Intelligence

- Nil identified.

PPE Incidents

Incident Number	Region	Type	Officers Involved	Notification	Outcomes/Issues/Follow up required?
Nil	-	-	-	-	-

Total number of diagnosed COVID-19 positive infections

Region	Number of staff currently diagnosed COVID-19 positive	Cumulative number of diagnosed COVID-19 positive infections
<b>Central</b>	<b>2</b>	<b>633</b>
Operations Centre	1	48
Frontline Operational	1	566
Public Service & Central Office	0	19
<b>Darling Downs &amp; South West</b>	<b>4</b>	<b>537</b>
Operations Centre	0	47
Frontline Operational	4	475
Public Service & Central Office	0	15
<b>Far Northern</b>	<b>0</b>	<b>435</b>
Operations Centre	0	62
Frontline Operational	0	354
Public Service & Central Office	0	19
<b>Gold Coast</b>	<b>3</b>	<b>663</b>
Operations Centre	0	100
Frontline Operational	3	542
Public Service & Central Office	0	21
<b>Health Contact Centre</b>	<b>2</b>	<b>326</b>
<b>Metro North</b>	<b>6</b>	<b>931</b>
Frontline Operational	6	907
Public Service & Central Office	0	24
<b>Metro South</b>	<b>8</b>	<b>1,370</b>

Frontline Operational	1	1,340
Public Service & Central Office	1	30
<b>Northern</b>	<b>1</b>	<b>526</b>
Operations Centre	0	60
Frontline Operational	1	445
Public Service & Central Office	0	21
<b>QASEC</b>	<b>0</b>	<b>71</b>
<b>State Headquarters</b>	<b>0</b>	<b>382</b>
Frontline Operational	0	112
Public Service & Central Office	0	270
<b>Brisbane Operations Centre</b>	<b>1</b>	<b>264</b>
<b>Sunshine Coast &amp; Wide Bay</b>	<b>2</b>	<b>995</b>
Operations Centre	0	81
Frontline Operational	2	887
Public Service & Central Office	0	27
<b>Operations Centre Total</b>	<b>2</b>	<b>662</b>
<b>Frontline Operational Total</b>	<b>24</b>	<b>5,628</b>
<b>Public Service &amp; Central Office Total</b>	<b>1</b>	<b>446</b>
<b>QASEC Total</b>	<b>0</b>	<b>71</b>
<b>HCC Total</b>	<b>2</b>	<b>326</b>
<b>QAS Total</b>	<b>29</b>	<b>7,133</b>
University Students	0	75

*\*Data available only for university students diagnosed COVID-19 positive during university placement.*

# State Operations Coordination Centre Situation Report

Reporting Date	Reporting Time	Reporting Period	Report Reference
01.07.2024	0500 hrs	1700-0500 hrs	NS REPORT 30.06.2024

## Data Integrity (0500 hrs report only)

Integrity

Check	Status	Assessment
Database load:	Data for yesterday is complete	Status should be highlighted green & indicate 'Data for yesterday is complete'.
(Cube) QACIR - Percentiles LASN was last built at:	01/07/2024 3:05:57 AM	Status should be highlighted green & indicate date/time that is this morning.
Latest data contained in (Cube) QACIR - Percentiles LASN is:	30/06/2024	Status should be highlighted green & indicate yesterday's date.

## Service Demand

Number of Triple Zero Calls

Day	Date	TSV	ROK	TWB	MAR	BNE	SPT	CNS	TOTAL
Sunday	30.06.2024	235	228	227	466	1,126	819	270	3,371
Day	Date	Daily June 2024 Average			Daily June 2023 Average			Difference (Increase/Decrease)	
Sunday	30.06.2024	3,290			3,225			▲ 65	

<b>Operations Centre Reports</b>	<ul style="list-style-type: none"> <li>The SOCC enacted the Statewide Emergency Rule as of 1135 hrs, 30.06.2024, which remains in place at time of report.</li> </ul>
----------------------------------	---

<b>Grade of Service</b>	<table border="1"> <thead> <tr> <th>Day</th> <th>Date</th> <th>TSV</th> <th>ROK</th> <th>TWB</th> <th>MAR</th> <th>BNE</th> <th>SPT</th> <th>CNS</th> <th>TOTAL</th> </tr> </thead> <tbody> <tr> <td>Sunday</td> <td>30.06.2024</td> <td>76.9%</td> <td>79.9%</td> <td>78.2%</td> <td>77.7%</td> <td>79.3%</td> <td>80.6%</td> <td>80.4%</td> <td>79.3%</td> </tr> </tbody> </table>	Day	Date	TSV	ROK	TWB	MAR	BNE	SPT	CNS	TOTAL	Sunday	30.06.2024	76.9%	79.9%	78.2%	77.7%	79.3%	80.6%	80.4%	79.3%
Day	Date	TSV	ROK	TWB	MAR	BNE	SPT	CNS	TOTAL												
Sunday	30.06.2024	76.9%	79.9%	78.2%	77.7%	79.3%	80.6%	80.4%	79.3%												

<b>Incidents and Responses Trending</b>	Total incidents and responses for the day				
	<b>Date</b>	<b>Total</b>	<b>Total Comparative for same time last year</b>	<b>Difference (increase/decrease)</b>	
<b>Code 1 Incidents</b>	30.06.2024 until 0000 hrs	1,640			
	01.07.2024 until 0500 hrs	156			
<b>Responses – Codes 1-4</b>	30.06.2024 until 0000 hrs	3,697	3,510	▲ 187	
	01.07.2024 until 0500 hrs	287	367	▼ 80	
	<ul style="list-style-type: none"> <li>The iROAM Code 1 Analysis at midnight appears to be in line with recent operational demand.</li> </ul>				

<b>Pending Incidents</b>	<b>Pending incidents</b>	<b>Time</b>	<b>Number of incidents</b>
	Highest pending queue	0001 hrs	98
	Lowest pending queue	1700 hrs	34
	At time of report	0500 hrs	70

	Region	Hospital	Time On	Time Off
Level Three Hospital Escalations	Far Northern	Cairns Base Hospital	2128 hrs	2325 hrs
	Central	Rockhampton Hospital	1040 hrs	0345 hrs
	Sunshine Coast and Wide Bay	Nambour General Hospital	1450 hrs	1742 hrs
		Bundaberg Base Hospital	2215 hrs	-
		Hervey Bay Hospital	2315 hrs	0115 hrs
	Metro North	The Prince Charles Hospital	1710 hrs	1750 hrs
		Royal Brisbane and Women's Hospital	2223 hrs	0141 hrs
	Metro South	Ipswich General Hospital	0530 hrs, 23.06.2024	-
		Logan Community Hospital	1140 hrs	-
		Redland Local Hospital	1240 hrs	0334 hrs
		Mater Adults Hospital	1515 hrs	2113 hrs
			0257 hrs	0411 hrs
		Queen Elizabeth II Hospital	1650 hrs	-
		Princess Alexandra Hospital	2146 hrs	-
	Darling Downs & South West	Toowoomba Base Hospital	1714 hrs, 28.06.2024	-
Tier 3 Declarations	<ul style="list-style-type: none"> <li>• Gold Coast Robina Hospital – Continuation since 0800 hrs, 17.06.2024</li> <li>• Mackay Base Hospital – Continuation since 2020 hrs, 20.06.2024</li> <li>• Rockhampton Hospital – Continuation since 1700 hrs, 22.06.2024</li> <li>• Caboolture Hospital – Continuation since 1025 hrs, 23.06.2024</li> <li>• Queensland Children’s Hospital – Continuation since 0615 hrs, 27.06.2024</li> <li>• Gladstone Hospital – Continuation since 0800 hrs, 27.06.2024</li> <li>• Hervey Bay Hospital – Continuation since 1450 hrs, 27.06.2024</li> <li>• Townsville University Hospital – Continuation since 0645 hrs, 28.06.2024</li> <li>• Ipswich General Hospital – Continuation since 2000 hrs, 29.06.2024</li> <li>• The Prince Charles hospital - Activated at 1350 hrs, 30.06.2024.</li> </ul>			



**Distribution Exceptions**

- Nil identified.

**QAS Escalations**

**Region Escalations**

Region	Level	Time On	Time Off
Nil	-	-	-

**SEQ Escalations**

Region	Level	Time On	Time Off
South East Queensland	<b>EXTREME</b>	1815 hrs, 23.06.2024	Ongoing at time of report.

**Incidents of Significance**

Incident Number	Date	Time of call	Response time	Location	Detail	COSE notification sent	Outcomes/ Follow up required?
19418980	30.06.2024	1820 hrs	6 mins	Kearney Springs Darling Downs and South West Region	<p><b>RTC – Multiple patients</b></p> <p>Two vehicle RTC with one vehicle down an embankment.</p> <p>Total of 5 patients involved – 2 x adults and 3 x children.</p> <p><b>Irrelevant</b> female with chest pain, <b>Irrelevant</b> female with back and knee pain, <b>Irrelevant</b> male with back pain, <b>Irrelevant</b> male with neck pain and <b>Irrelevant</b> female with neck and abdominal pain.</p>	No.	Supervisor attended scene.

						All patients were transported in a stable condition to Toowoomba Base Hospital.		
19419030 19419110	30.06.2024	1833 hrs	9 mins	Morningside Metro South Region	<p><b>Stabbing</b></p> <p>QAS initially called to a stabbing with limited details prior to Telstra disconnect.</p> <p>QAS attended scene with QPS and located a single vehicle RTC into a tree with nil patients on scene. Call back to patient confirmed they had self-presented to the QCH with central stab wound.</p> <p>IFT transport requested from QCH to Princess Alexandra Hospital for a grossly unstable adult male patient, with central stab wound.</p>	No	-	
19419070	30.06.2024	1843 hrs	22 mins	Greenbank Metro South Region	<p><b>RTC Entrapment</b></p> <p>Two vehicle "head on" RTC involving rollover and entrapment.</p> <p>QPS on scene prior to the arrival of Paramedics and confirmed two patients, sole occupant drivers.</p> <p>Adult male – Conscious and self-extricated, sustained minor injuries and was transported stable to the Princess Alexandra Hospital</p> <p><b>Irrelevant</b> male, entrapment by legs and extricated by QFES.</p> <p>Patient semi-conscious, sustained chest, abdominal and leg injuries, was</p>	No	-	

						transported Code One to the Princess Alexandra Hospital with a HARU and CCP escort.		
19420229	01.07.2024	0110 hrs	11 mins	Varsity Lakes Gold Coast Region	Residential Fire	<p>QAS called to an apartment on fire within a residential complex. Initial reports of at least one patient suffering burns.</p> <p>QFES and QPS on Scene.</p> <p>On QAS arrival conscious, Irrelevant male with burns from his waist up, including airway involvement. Patient transported Code One to Royal Brisbane and Women's Hospital. HARU met on route and patient RSI'd.</p> <p>15-20 residents from adjoining units evacuated.</p> <p>QAS remained on scene, while QFES in BA, extinguishing the fire.</p> <p>Residents were able to return to their units after fire extinguished.</p> <p>QPS declared incident location a Crime Scene.</p>	No.	Peer Support Activated.

Case Surveillance

Reporting Period  
0500 hrs 30.06.2024 – 0500 hrs 01.07.2024

Incident Number	Date	Time of call	Response time	Priority	Location	Details	Incident Outcome	Case Status
Nil	-	-	-	-	-	-	-	-

RSQ Rotary  
 Asset  
 Availability

Location	Asset Number	Status
Brisbane	500	Online
Brisbane	533	Online
Bundaberg	522	Online
Cairns	510	Online
Horn Island	700	Online
Horn Island	701	Online
Mackay	412	Offline
Mackay	422	Online
Maroochydore	511	Offline
Mount Isa	400	Online
Rockhampton	300	Online
Roma	566	Online
Toowoomba	577	Online
Toowoomba	588	Offline
Townsville	521	Online

*\*Information correct as of 0400 hrs, 01.07.2024.*

**Major Events and Exercises**

Event	Start	Finish	Deployed Resources	Detail
Laura Races, Rodeo & Campdraft Festival Far Northern Region	26.06.2024	01.07.2024	10 x Paramedics, 2 x units, EM Operation Support Unit	Officers and EM resources have been deployed to assist with the Laura Dance Festival.  Expected attendance is 3,000 including participants and patrons.
Big Red Bash Central Region	27.06.2024	09.07.2024	8 x total paramedics including 1 x SRT officer, EM Tactical Support Units	Officers have been deployed to assist with the Big Red Bash, with travel to the site commencing 27.06.2024.  Resources deployed include 4WD Modular ambulance, 4WD Landcruiser, Emergency Response Vehicle (ERV).  The expected attendance is 7,500, however at the 2023 event 13,000 patrons attended.

**QAS Staff Deployment**

Incident	No. of staff actively deployed	Total deployed since commencement of incident	Authority to deploy	NOTES
Nil	-	-	-	-

**Coordination**

Area	QAS/Health State	QAS/Health Regional	QFES Regional	SDCG/SOC	DDMG	LDMG
Stand Up	QAS SOCC	-	-	-	-	-
Lean Forward	-	-	-	-	-	-

Incidents Involving QAS Resources on Standby

Environmental Impacts

Incident	Location	Start	Finish	Deployed Resources	Detail
Nil	-	-	-	-	-

- Weather intelligence from the Bureau of Meteorology (BoM) has been reviewed, with no significant weather impacts expected over the next several days.

Critical Infrastructure

- ICT Major Incident Notification - Rockhampton OpCen - Central Region - Radio Disruption**
- MIN notified of a two-way radio communications disruption for multiple radio channels for crews in Central West District. The following channels are affected V61 Aramac, V62 Barcaldine Downs, U24 Barcaldine Water Tower, U26/V68 Blackall and V63 Richmond Hill. Both QAS and QFES are affected by the disruption. The network at Barcaldine Emergency Service Complex (ESC) has gone down impacting the RoIP link. Rockhampton OpCen has advised SatPTT and mobile phones are being utilised effectively. RES Rockhampton have been engaged and are working to activate secondary radio links for both QAS and QFES. Rockhampton OpCen advised nil impacts to BaU have been identified.

Staff Welfare

Duress Alarm Activations

Incident Number	Date	Location	Detail	Outcomes/Follow up required?
Nil	-	-	-	-

**Operational Staff Fatigue Notifications 30.06.2024 1600 hrs – 01.07.2024 0400 hrs**

Fatigue Score Reporting

Regions	No. Officers recording fatigue score Medium	No. Officers recording fatigue score High	Actioned
Far Northern	0	0	-
Northern	0	0	-
Central	0	0	-
Darling Downs & South West	0	0	-
Sunshine Coast & Wide Bay	0	0	-
Metro North	0	0	-
Metro South	0	2	2 x Region Notifications Generated
Gold Coast	0	0	-
State OpCen	0	0	-
<b>Total</b>	<b>0</b>	<b>2</b>	<b>2 x Region Notifications Generated</b>

Workplace Health and Safety Incidents

Incident Number	Date	Location	Detail	Outcomes/Follow up required?
19419404	30.06.2024	Burleigh Waters Gold Coast Region	<b>Workplace Injury</b> QAS officer sustained a laceration to their head while closing the QAS vehicle door. SOS attended scene and transported the officer to Pindara Private Hospital.	Officer assessed and treated at hospital.  SHE Report to be completed.

Emerging COVID-19 Intelligence	<ul style="list-style-type: none"> <li>• Nil identified.</li> </ul>
--------------------------------	---

PPE Incidents	Incident Number	Region	Type	Officers Involved	Notification	Outcomes/Issues/Follow up required?
	Nil	-	-	-	-	-

Total number of diagnosed COVID-19 positive infections	Region	Number of staff currently diagnosed COVID-19 positive	Cumulative number of diagnosed COVID-19 positive infections
	Central	0	633
	Operations Centre	0	48
	Frontline Operational	0	566
	Public Service & Central Office	0	19
	Darling Downs & South West	4	537
	Operations Centre	0	47
	Frontline Operational	4	475
	Public Service & Central Office	0	15
	Far Northern	0	435
	Operations Centre	0	62
	Frontline Operational	0	354
	Public Service & Central Office	0	19
	Gold Coast	3	663
	Operations Centre	0	100
	Frontline Operational	3	542
	Public Service & Central Office	0	21
	Health Contact Centre	2	326




<b>Metro North</b>	6	931
Frontline Operational	6	907
Public Service & Central Office	0	24
<b>Metro South</b>	5	1,370
Frontline Operational	4	1,340
Public Service & Central Office	1	30
<b>Northern</b>	1	526
Operations Centre	0	60
Frontline Operational	1	445
Public Service & Central Office	0	21
<b>QASEC</b>	0	71
<b>State Headquarters</b>	0	382
Frontline Operational	0	112
Public Service & Central Office	0	270
<b>SEQ Operations Centre</b>	1	264
<b>Sunshine Coast &amp; Wide Bay</b>	2	995
Operations Centre	0	81
Frontline Operational	2	887
Public Service & Central Office	0	27
<b>Operations Centre Total</b>	1	662
<b>Frontline Operational Total</b>	20	5,628
<b>Public Service &amp; Central Office Total</b>	1	446
<b>QASEC Total</b>	0	71
<b>HCC Total</b>	2	326
<b>QAS Total</b>	24	7,133
University Students	0	75

*\*Data available only for university students diagnosed COVID-19 positive during university placement.*

# State Operations Coordination Centre Situation Report

Reporting Date	Reporting Time	Reporting Period	Report Reference
01.07.2024	1700 hrs	0500-1700 hrs	DS REPORT 01.07.2024

## Service Demand

Incidents and Responses Trending	Total incidents and responses for the day	Date	Total	Total Comparative for same time last year	Difference (increase/decrease)
	Code 1 Incidents	01.07.2024 until 1700 hrs	1,165	N/A	N/A
	Responses – Codes 1-4	01.07.2024 until 1700 hrs	3,189	3,211	 22

Pending Incidents	Pending incidents	Time	Number of incidents
	Highest pending queue	1058 hrs	145
	Lowest pending queue	0615 hrs	46
	At time of report	1700 hrs	76

Level Three  
Hospital  
Escalations

Region	Hospital	Time On	Time Off
Far Northern	Cairns Base Hospital	1340 hrs	-
Central	Rockhampton Hospital	0918 hrs	-
	Mackay Base Hospital	1410 hrs	1623 hrs
Sunshine Coast & Wide Bay	Bundaberg Base Hospital	2215 hrs	0521 hrs
		1315 hrs	1625 hrs
	Sunshine Coast University Hospital	1450 hrs	-
Metro North	Redcliffe District Hospital	0908 hrs	1142 hrs
		1430 hrs	-
Metro South	Ipswich General Hospital	0530 hrs, 23.06.2024	-
	Logan Community Hospital	1140 hrs	-
	Queen Elizabeth II Hospital	1650 hrs, 30.06.2024	0725 hrs, 01.07.2024
		1025 hrs	1625 hrs
	Princess Alexandra Hospital	2146 hrs	0514 hrs
	Redland Local Hospital	0738 hrs	1140 hrs
	Mater Adults Hospital	1055 hrs	-
Gold Coast	Gold Coast University Hospital	1315 hrs	-
Darling Downs & South West	Toowoomba Base Hospital	1714 hrs, 28.06.2024	-

**Tier 3  
Declarations**

- Sunshine Coast University Hospital – Activated at 0530 hrs, 01.07.2024
- Toowoomba Base Hospital – Activated at 0800 hrs, 01.07.2024
- Cairns Base Hospital – Activated at 0800 hrs, 01.07.2024
- **Metro North HHS – Activated at 01.07.2024**
  - Redcliffe Hospital – Activated at 0526 hrs, 01.07.2024
  - The Prince Charles hospital – Continuation since 1350 hrs, 30.06.2024
  - Caboolture Hospital – Continuation since 1025 hrs, 23.06.2024.
- Ipswich General Hospital – Continuation since 1200 hrs, 29.06.2024
- Gladstone Hospital – Continuation since 0800 hrs, 27.06.2024
- Hervey Bay Hospital – Continuation since 1450 hrs, 27.06.2024
- Bundaberg Base Hospital – Continuation since 1450 hrs, 27.06.2024
- Rockhampton Hospital – Continuation since 1700 hrs, 22.06.2024
- Mackay Base Hospital – Continuation since 2020 hrs, 20.06.2024
- Gold Coast Robina Hospital – Continuation since 0800 hrs, 17.06.2024
- Gold Coast University Hospital – Continuation since 0800 hrs, 17.06.2024
- Townsville University Hospital – Activated at 0745 hrs, 01.07.2024, deactivated at 1454 hrs, 01.07.2024.

**Distribution  
Exceptions**

- Nil reported.

**QAS Escalations**

**Region  
Escalations**

Region	Level	Time On	Time Off
Nil	-	-	-

**SEQ  
Escalations**

Region	Level	Time On	Time Off
South East Queensland	<b>EXTREME</b>	1815 hrs, 23.06.2024	Ongoing at time of report

Incident Number	Date	Time of call	Response time	Location	Detail	COSE notification sent	Outcomes/ Follow up required?
19421419	01.07.2024	0908 hrs	11 mins	Upper Coomera Gold Coast Region	<p><b>Fatal Workplace Incident</b></p> <p>QAS called to a construction site for an adult male unconscious and not breathing with his head reportedly entrapped and being crushed between a scissor lift and a ceiling.</p> <p>Patient freed from entrapment and bystanders commenced CPR prior to arrival of QAS.</p> <p>On QAS arrival, a <b>irrelevant</b> male patient presented in traumatic cardiac arrest. Resuscitation measures undertaken on scene.</p> <p>Patient subsequently declared Life Extinct by QAS. Patient and scene left in care of QPS.</p>	Yes	<p>Operations Supervisor conducted debrief with attending crews.</p> <p>Peer Support activated.</p>
19423278	01.07.2024	1516 hrs	5 mins	Burpengary Metro North Region	<p><b>Public Place Cardiac Arrest</b></p> <p>QAS called to an <b>irrelevant</b> male patient in cardiac arrest with CPR in progress. Patient located in carpark of shopping complex, outside <b>irrelevant</b></p> <p>On QAS arrival, resuscitation measures continued on scene. Patient subsequently declared Life Extinct by QAS.</p> <p>Due to public location, QAS transported patient to QAS Caboolture Station with QPS escort to await collection by Undertaker.</p>	No	Incident ongoing at time of report.
Operations Centre Reports	<ul style="list-style-type: none"> <li>The SOCC enacted the Statewide Emergency Rule as of 1135 hrs, 30.06.2024, and revoked at 0655 hrs, 01.07.2024</li> <li>The SOCC enacted the Statewide Urgent Disconnect at 1020 hrs, 01.07.2024, and upgraded to Emergency Rule at 1135 hrs, 01.07.2024</li> <li>The SOCC enacted the Statewide Emergency Rule as of 1135 hrs, 01.07.2024, which remains in place at time of report.</li> </ul>						

RSQ Rotary  
 Asset  
 Availability

Location	Asset Number	Status
Brisbane	500	Online
Brisbane	533	Online
Bundaberg	522	Online
Cairns	510	Online
Horn Island	700	Online
Horn Island	701	Online
Mackay	412	Offline
Mackay	422	Online
Maroochydore	511	Online
Mount Isa	400	Online
Rockhampton	300	Online
Roma	566	Online
Toowoomba	577	Online
Toowoomba	588	Offline
Townsville	521	Online

*\*Information correct as of 1600 hrs, 01.07.2024.*

Major Events and Exercises	Event	Start	Finish	Deployed Resources	Detail
	Big Red Bash Central Region	27.06.2024	09.07.2024	8 x total paramedics including 1 x SRT officer, EM Tactical Support Units	<p>Officers have been deployed to assist with the Big Red Bash, with travel to the site commencing 27.06.2024.</p> <p>Resources deployed include 4WD Modular ambulance, 4WD Landcruiser, Emergency Response Vehicle (ERV).</p> <p>The expected attendance is 7,500, however at the 2023 event 13,000 patrons attended.</p>

QAS Staff Deployment	Incident	No. of staff actively deployed	Total deployed since commencement of incident	Authority to deploy	NOTES
	Nil	-	-	-	-

Coordination	Area	QAS/Health State	QAS/Health Regional	QFES Regional	SDCG/SOC	DDMG	LDMG
	Stand Up	QAS SOCC	-	-	-	-	-
	Lean Forward	-	-	-	-	-	-

Environmental Impacts	Incidents Involving QAS Resources on Standby					
	Incident	Location	Start	Finish	Deployed Resources	Detail
	Nil	-	-	-	-	-

- Weather intelligence from the Bureau of Meteorology (BoM) has been reviewed, with no significant weather impacts expected over the next several days.

Critical  
Infrastructure

- **ICT Major Incident Notification - Rockhampton OpCen - Central Region - Radio Disruption - Restored**  
MIN notified of a two-way radio communications disruption for multiple radio channels for crews in Central West District. The following channels are affected V61 Aramac, V62 Barcaldine Downs, U24 Barcaldine Water Tower, U26/V68 Blackall and V63 Richmond Hill. Both QAS and QFES are affected by the disruption. The network at Barcaldine Emergency Service Complex (ESC) has gone down impacting the RoIP link. Rockhampton OpCen has advised SatPTT and mobile phones are being utilised effectively. RES Rockhampton have been engaged and are working to activate secondary radio links for both QAS and QFES. Rockhampton OpCen advised nil impacts to BaU have been identified.  
**Restored** - Technology Support Central Region were able to restore the network services at the Barcaldine Emergency Service Complex. FSG have confirmed with the OpCen that impacted QAS radio channels are operational.
- **ICT Major Incident Notification - Cairns OpCen - Far Northern Region - Community in Isolation - Restored**  
Telstra notified of a Community in Isolation (CII) for Horn Island. Up to 78 fixed line telephony customers were unable to make or receive voice calls. Initial investigations suspected a commercial mains power failure. Increased risk to public safety due to the limited channels available to communicate in an emergency. Cairns OpCen advised nil impacts to operations were identified. Cairns OpCen advised checks were completed and all communications remained operational, nil impacts to operations or BaU.  
**Restored** - A technician attended site and restored power at 1008 hrs today. Checks completed have confirmed restoration has occurred. Cairns OpCen has advised communications remain unaffected with nil impacts to BaU identified.

Staff Welfare

Duress Alarm  
Activations

Incident Number	Date	Location	Detail	Outcomes/Follow up required?
Nil	-	-	-	-



Operational Staff Fatigue Notifications 1.07.2024 0400 hrs – 1.07.2024 1600 hrs

Fatigue Score Reporting

Regions	No. Officers recording a medium fatigue score	No. Officers recording high fatigue score	Actioned
Far Northern	1	0	1 x Region Notification Generated
Northern	0	0	-
Central	0	0	-
Darling Downs & South West	1	0	1 x Region Notification Generated
Sunshine Coast & Wide Bay	0	0	-
Metro North	0	0	-
Metro South	0	0	-
Gold Coast	0	0	-
State OpCen	0	0	-
<b>Total</b>	<b>2</b>	<b>0</b>	<b>2 x Region Notifications Generated</b>

Workplace Health and Safety Incidents

Incident Number	Date	Location	Details	Outcomes/Follow up required?
19421189	01.07.2024	Upper Mount Gravatt Metro South Region	<p><b>Ankle Injury</b></p> <p>QAS responded to an adult male patient presenting unconscious and under the influence of drugs.</p> <p>Officer rolled their ankle on scene whilst extricating patient.</p> <p>Officer advised OpCen of incident whilst transporting patient to hospital.</p>	<p>OS conducted welfare check.</p> <p>Officer medically assessed at Greenslopes Private Hospital. Officer deemed not suitable to continue working and terminated shift.</p> <p>OIC notified for follow up welfare check and support.</p> <p>SHE Report to be completed.</p>

Emerging COVID-19 Intelligence	<ul style="list-style-type: none"> <li>Nil identified.</li> </ul>
--------------------------------	---

PPE Incidents						
	Incident Number	Region	Type	Officers Involved	Notification	Outcomes/Issues/Follow up required?
	Nil	-	-	-	-	-

Total number of diagnosed COVID-19 positive infections	Region	Number of staff currently diagnosed COVID-19 positive	Cumulative number of diagnosed COVID-19 positive infections
	Central	0	633
	Operations Centre	0	48
	Frontline Operational	0	566
	Public Service & Central Office	0	19
	Darling Downs & South West	9	542
	Operations Centre	0	47
	Frontline Operational	9	480
	Public Service & Central Office	0	15
	Far Northern	2	437
	Operations Centre	1	63
	Frontline Operational	1	355
	Public Service & Central Office	0	19
	Gold Coast	4	664
	Operations Centre	0	100
	Frontline Operational	4	543
	Public Service & Central Office	0	21

<b>Health Contact Centre</b>	2	326
<b>Metro North</b>	8	933
Frontline Operational	8	909
Public Service & Central Office	0	24
<b>Metro South</b>	5	1,370
Frontline Operational	4	1,340
Public Service & Central Office	1	30
<b>Northern</b>	2	527
Operations Centre	0	60
Frontline Operational	2	446
Public Service & Central Office	0	21
<b>QASEC</b>	0	71
<b>State Headquarters</b>	1	383
Frontline Operational	0	112
Public Service & Central Office	0	270
<b>Brisbane Operations Centre</b>	1	264
<b>Sunshine Coast &amp; Wide Bay</b>	6	999
Operations Centre	0	81
Frontline Operational	6	891
Public Service & Central Office	0	27
<b>Operations Centre Total</b>	2	663
<b>Frontline Operational Total</b>	34	5,642
<b>Public Service &amp; Central Office Total</b>	1	446
<b>QASEC Total</b>	0	71
<b>HCC Total</b>	2	326
<b>QAS Total</b>	40	7,149
University Students	0	75

*\*Data available only for university students diagnosed COVID-19 positive during university placement.*

# State Operations Coordination Centre Situation Report

Reporting Date	Reporting Time	Reporting Period	Report Reference
02.07.2024	0500 hrs	1700-0500 hrs	NS REPORT 01.07.2024

## Data Integrity (0500 hrs report only)

Integrity	Check	Status	Assessment
	Database load:	Data for yesterday is complete	Status should be highlighted green & indicate 'Data for yesterday is complete'.
	(Cube) QACIR - Percentiles LASN was last built at:	02/07/2024 3:06:01 AM	Status should be highlighted green & indicate date/time that is this morning.
	Latest data contained in (Cube) QACIR - Percentiles LASN is:	30/06/2024	Response time percentiles and/or incident and response numbers may be inaccurate within the Daily Percentiles for Reporting Priorities report due to a technical issue.



## Service Demand

Number of Triple Zero Calls	Day	Date	TSV	ROK	TWB	MAR	BNE	SPT	CNS	TOTAL
	Monday	01.07.2024	206	276	227	495	1,191	917	230	3,542
	Day	Date	Daily July 2024 Average			Daily July 2023 Average			Difference (Increase/Decrease)	
Monday	01.07.2024	3,542			3,151			▲ 391		

<b>Operations Centre Reports</b>	<ul style="list-style-type: none"> <li>The SOCC enacted the Statewide Emergency Rule as of 1135 hrs, 01.07.2024, and it was revoked a 2158 hrs, 01.07.2024.</li> <li>The SOCC enacted the Statewide Urgent Disconnect as of 0035 hrs, 02.07.2024, which remains in place at time of report.</li> </ul>
----------------------------------	--

<b>Grade of Service</b>	<b>Day</b>	<b>Date</b>	<b>TSV</b>	<b>ROK</b>	<b>TWB</b>	<b>MAR</b>	<b>BNE</b>	<b>SPT</b>	<b>CNS</b>	<b>TOTAL</b>
	Monday	01.07.2024	93.7%	88.5%	91.2%	91.0%	91.9%	89.9%	93.0%	91.1%

**Total incidents and responses for the day**

	Date	Total	Total Comparative for same time last year	Difference (increase/decrease)
<b>Code 1 Incidents</b>	01.07.2024 until 0000 hrs	1,703		
	02.07.2024 until 0500 hrs	132		
<b>Responses – Codes 1-4</b>	01.07.2024 until 0000 hrs	4,480	4,245	 235
	02.07.2024 until 0500 hrs	278	326	 48

- The iROAM Code 1 Analysis at midnight appears to be in line with recent operational demand.

<b>Pending incidents</b>	<b>Time</b>	<b>Number of incidents</b>
Highest pending queue	1843 hrs	103
Lowest pending queue	0448 hrs	44
At time of report	0500 hrs	46

	Region	Hospital	Time On	Time Off	
Level Three Hospital Escalations	Far Northern	Cairns Base Hospital	1340 hrs	2134 hrs	
	Central	Rockhampton Hospital	0918 hrs	0218 hrs	
	Sunshine Coast & Wide Bay	Sunshine Coast University Hospital		1450 hrs	1730 hrs
				1745 hrs	2124 hrs
		Bundaberg Base Hospital		2315 hrs	0050 hrs
				0412 hrs	-
	Metro North	Redcliffe District Hospital	1430 hrs	1712 hrs	
		Royal Brisbane and Women's Hospital	1853 hrs	0000 hrs	
		The Prince Charles Hospital	1940 hrs	0343 hrs	
	Metro South	Ipswich General Hospital	0530 hrs, 23.06.2024	-	
		Logan Community Hospital	1140 hrs	-	
		Mater Adults Hospital		1055 hrs	1911 hrs
				2205 hrs	2324 hrs
				0225 hrs	-
		Queen Elizabeth II Hospital	1815 hrs	-	
		Princess Alexandra Hospital	1842 hrs	-	
		Redland Hospital	1849 hrs	1952 hrs	
Gold Coast	Gold Coast University Hospital	1315 hrs	0120 hrs		
Darling Downs & South West	Toowoomba Base Hospital	1714 hrs, 28.06.2024	-		
Tier 3 Declarations	<ul style="list-style-type: none"> <li>• Sunshine Coast University Hospital – Continuation since 0530 hrs, 01.07.2024</li> <li>• Toowoomba Base Hospital – Continuation since 0800 hrs, 01.07.2024</li> <li>• Cairns Base Hospital – Continuation since 0800 hrs, 01.07.2024</li> <li>• Metro North HHS – Continuation since 0526 hrs, 01.07.2024               <ul style="list-style-type: none"> <li>○ Redcliffe Hospital – Continuation since 0526 hrs, 01.07.2024</li> <li>○ The Prince Charles hospital – Continuation since 1350 hrs, 30.06.2024</li> </ul> </li> </ul>				

- Caboolture Hospital – Continuation since 1025 hrs, 23.06.2024.
- Ipswich General Hospital – Continuation since 1200 hrs, 29.06.2024
- Gladstone Hospital – Continuation since 0800 hrs, 27.06.2024
- Hervey Bay Hospital – Continuation since 1450 hrs, 27.06.2024
- Bundaberg Base Hospital – Continuation since 1450 hrs, 27.06.2024
- Rockhampton Hospital – Continuation since 1700 hrs, 22.06.2024
- Mackay Base Hospital – Continuation since 2020 hrs, 20.06.2024
- Gold Coast Robina Hospital – Continuation since 0800 hrs, 17.06.2024
- Gold Coast University Hospital – Continuation since 0800 hrs, 17.06.2024.

**Distribution Exceptions**

- Nil identified.

**QAS Escalations**

**Region Escalations**

Region	Level	Time On	Time Off
Nil	-	-	-

**SEQ Escalations**

Region	Level	Time On	Time Off
South East Queensland	EXTREME	1815 hrs, 23.06.2024	Ongoing at time of report.

**Incidents of Significance**

Incident Number	Date	Time of call	Response time	Location	Detail	COSE notification sent	Outcomes/ Follow up required?
19423712	01.07.2024	1647 hrs	11 mins	Camira Metro South Region	RTC into House Multi-agency response to a single vehicle crash into a house with significant structural damage reported.	Yes.	

					<p>Single occupant of vehicle, an adult male, presented unconscious and not breathing.</p> <p>Bystanders extricated patient from vehicle and commenced CPR.</p> <p>On QAS arrival, one patient identified. Unconscious <b>Irrelevant</b> male patient presented in cardiac arrest with Pulseless Electrical Activity.</p> <p>Resuscitation measures continued by QAS with return of spontaneous circulation achieved on scene. Patient presenting unconscious with lateral STEMI pattern.</p> <p>Patient re-arrested on scene and resuscitation measures re-commenced. Patient transported Code One to Princess Alexandra Hospital with resuscitation measures ongoing and HARU on board.</p>		
19424058	01.07.2024	1811 hrs	3 mins	<p>Brisbane City <b>Metro North Region</b></p>	<p><b>CPR – Public Place</b></p> <p>QAS called to reports of <b>Irrelevant</b> male collapsed out the front of a bus stop, bystander CPR in progress.</p> <p>On QAS arrival, unconscious <b>Irrelevant</b> male patient in cardiac arrest. Resuscitation efforts continued. Return of Spontaneous Circulation achieved. Patient RSI'd and transported code one to Royal Brisbane Women's Hospital, with CCP on board.</p>	Yes	Peer Support Activated



**Two Vehicle RTC**

19424096

01.07.2024

1823 hrs

12 mins

Shailer Park  
**Metro South  
Region**

QAS called to a two vehicle traffic crash, with multiple patients, including entrapments.

QPS and QFES on scene.

On QAS arrival, seven patients identified.

Patient one, conscious **Irrelevant** male, encapsulated, with chest injuries, transported code one to Princess Alexandra Hospital with HARU on board.

Patient two, conscious **Irrelevant** female with head, chest and pelvic injuries, transported to Princess Alexandra Hospital.

Patient three, conscious **Irrelevant** female with no injuries reported, transported to Princess Alexandra Hospital.

Patient four, conscious **Irrelevant** male with abdominal pain, transported to Royal Brisbane Women's Hospital.

Patient five, conscious **Irrelevant** male with chest pain and facial laceration, transported to Royal Brisbane Women's Hospital.

Two patients refused assessment or treatment and left on scene.

Yes

Peer Support  
activated

Reporting Period  
0500 hrs 01.07.2024 – 0500 hrs 02.07.2024

Case  
Surveillance

Incident Number	Date	Time of call	Response time	Priority	Location	Details	Incident Outcome	Case Status
Nil	-	-	-	-	-	-	-	-

Retrieval Services Queensland

RTI Released

RSQ Rotary  
Asset  
Availability

Location	Asset Number	Status
Brisbane	500	Online
Brisbane	533	Online
Bundaberg	522	Offline
Cairns	510	Online
Horn Island	700	Online
Horn Island	701	Online
Mackay	412	Offline
Mackay	422	Online
Maroochydore	511	Online
Mount Isa	400	Online
Rockhampton	300	Online
Roma	566	Online
Toowoomba	577	Online
Toowoomba	588	Offline
Townsville	521	Online

*\*Information correct as of 0400 hrs, 02.07.2024.*

**Major Events and Exercises**

Event	Start	Finish	Deployed Resources	Detail
Big Red Bash Central Region	27.06.2024	09.07.2024	8 x total paramedics including 1 x SRT officer, EM Tactical Support Units	<p>Officers have been deployed to assist with the Big Red Bash, with travel to the site on 27.06.2024.</p> <p>Resources deployed include 4WD Modular ambulance, 4WD Landcruiser, Emergency Response Vehicle (ERV).</p> <p>The expected attendance is 7,500, however at the 2023 event 13,000 patrons attended.</p>

**QAS Staff Deployment**

Incident	No. of staff actively deployed	Total deployed since commencement of incident	Authority to deploy	NOTES
Nil	-	-	-	-

**Coordination**

Area	QAS/Health State	QAS/Health Regional	QFES Regional	SDCG/SOC	DDMG	LDMG
Stand Up	QAS SOCC	-	-	-	-	-
Lean Forward	-	-	-	-	-	-

Environmental Impacts	Incidents Involving QAS Resources on Standby					
	Incident	Location	Start	Finish	Deployed Resources	Detail
	Nil	-	-	-	-	-

- Weather intelligence from the Bureau of Meteorology (BoM) has been reviewed, with no significant weather impacts expected over the next several days.

Critical Infrastructure	<ul style="list-style-type: none"> <li><b>ICT Major Incident Notification – Central Region - Community In Isolation – Marlborough, Carmilla, Clairview, Kunwarara</b> On 01.07.2024 at 21 hrs, MIN Notification received advising there is a loss of fixed line services and loss of Telstra mobile coverage in the Marlborough and Carmilla areas. Due to th loss of mobile landline and mobile coverage the communities of Marlborough, Carmilla, Clairview and Kunwarara may be isolated and unable to contact Triple Zero (000). Telstra technicians are investigating the disruption and have identified a loss of AC Mains power at Marlborough Exchange as a cause of the disruption. A power technician has been engaged. The QAS Community in Isolation Checklist has been completed by the Rockhampton OpCen OCS. OCS advised officers to the affected area are aware and are using Optus, radio and selcall are primary means of communications until resolved. State OpCen SOS is aware and monitoring the disruption.</li> </ul>
-------------------------	---

**Staff Welfare**

	Incident Number	Date	Location	Detail	Outcomes/Follow up required?
Duress Alarm Activations	19423774	01.07.2024	Lawnton Metro North Region	<p><b>Occupational Violence</b></p> <p>QAS called to unconscious 65-year-old male laying on the footpath. Patient intoxicated and uncooperative with QAS. During transport patient verbally abusive towards officers. Patient has lashed out punched the treating officer in the face with a clenched fist. Officers have activated their duress alarm. Patient transported with QPS escort to The Prince Charles Hospital.</p>	<p>Assaulted officer assessed at Prince Charles Hospital.</p> <p>SOS attended PCH and performed welfare check on officers.</p> <p>SHE Report to be completed.</p> <p>Peer Support Activated.</p>

**Operational Staff Fatigue Notifications 01.07.2024 1600 hrs – 02.07.2024 0400 hrs**

**Fatigue Score Reporting**

Regions	No. Officers recording fatigue score Medium	No. Officers recording fatigue score High	Actioned
Far Northern	0	2	2 x Region Notifications Generated
Northern	0	0	-
Central	0	0	-
Darling Downs & South West	0	0	-
Sunshine Coast & Wide Bay	1	0	1 x Region Notification Generated
Metro North	0	0	-
Metro South	0	0	-
Gold Coast	0	0	-
State OpCen	0	0	-
<b>Total</b>	<b>1</b>	<b>2</b>	<b>3 x Region Notifications Generated</b>

**Workplace Health and Safety Incidents**

Incident Number	Date	Location	Detail	Outcomes/Follow up required?
Nil	-	-	-	-

COVID-19 PANDEMIC

Emerging  
COVID-19  
Intelligence

- Nil identified.

PPE Incidents

Incident Number	Region	Type	Officers Involved	Notification	Outcomes/Issues/Follow up required?
Nil	-	-	-	-	-

Total number  
of diagnosed  
COVID-19  
positive  
infections

Region	Number of staff currently diagnosed COVID-19 positive	Cumulative number of diagnosed COVID-19 positive infections
<b>Central</b>	<b>0</b>	<b>633</b>
Operations Centre	0	48
Frontline Operational	0	566
Public Service & Central Office	0	19
<b>Darling Downs &amp; South West</b>	<b>8</b>	<b>542</b>
Operations Centre	0	47
Frontline Operational	8	480
Public Service & Central Office	0	15
<b>Far Northern</b>	<b>2</b>	<b>437</b>
Operations Centre	1	63
Frontline Operational	1	355
Public Service & Central Office	0	19
<b>Gold Coast</b>	<b>4</b>	<b>664</b>
Operations Centre	0	100
Frontline Operational	4	543
Public Service & Central Office	0	21
<b>Health Contact Centre</b>	<b>1</b>	<b>326</b>
<b>Metro North</b>	<b>6</b>	<b>933</b>
Frontline Operational	6	909

Public Service & Central Office	0	24
<b>Metro South</b>	<b>4</b>	<b>1,370</b>
Frontline Operational	3	1,340
Public Service & Central Office	1	30
<b>Northern</b>	<b>2</b>	<b>527</b>
Operations Centre	0	60
Frontline Operational	2	446
Public Service & Central Office	0	21
<b>QASEC</b>	<b>0</b>	<b>71</b>
<b>State Headquarters</b>	<b>0</b>	<b>382</b>
Frontline Operational	0	112
Public Service & Central Office	0	270
<b>SEQ Operations Centre</b>	<b>3</b>	<b>266</b>
<b>Sunshine Coast &amp; Wide Bay</b>	<b>6</b>	<b>999</b>
Operations Centre	0	81
Frontline Operational	6	891
Public Service & Central Office	0	27
<b>Operations Centre Total</b>	<b>4</b>	<b>665</b>
<b>Frontline Operational Total</b>	<b>30</b>	<b>5,642</b>
<b>Public Service &amp; Central Office Total</b>	<b>1</b>	<b>446</b>
<b>QASEC Total</b>	<b>0</b>	<b>71</b>
<b>HCC Total</b>	<b>1</b>	<b>326</b>
<b>QAS Total</b>	<b>36</b>	<b>7,150</b>
University Students	0	75

*\*Data available only for university students diagnosed COVID-19 positive during university placement.*