

Workplace
Health and
Safety
Incidents

| Incident Number | Date | Location | Detail | Outcomes/Follow up required? |
|-----------------|------|----------|--------|------------------------------|
| Nil | - | - | - | - |

COVID-19 PANDEMIC

Emerging
COVID-19
Intelligence

- Nil identified.

PPE Incidents

| Incident Number | Region | Type | Officers Involved | Notification | Outcomes/Issues/Follow up required? |
|-----------------|--------|------|-------------------|--------------|-------------------------------------|
| Nil | - | - | - | - | - |

Total number
of diagnosed
COVID-19
positive
infections

| Region | Number of staff currently diagnosed COVID-19 positive | Cumulative number of diagnosed COVID-19 positive infections |
|---------------------------------------|---|---|
| Central | 2 | 624 |
| Operations Centre | 0 | 47 |
| Frontline Operational | 2 | 558 |
| Public Service & Central Office | 0 | 19 |
| Darling Downs & South West | 2 | 523 |
| Operations Centre | 1 | 46 |
| Frontline Operational | 1 | 462 |
| Public Service & Central Office | 0 | 15 |
| Far Northern | 1 | 432 |
| Operations Centre | 0 | 62 |
| Frontline Operational | 1 | 351 |
| Public Service & Central Office | 0 | 19 |
| Gold Coast | 7 | 652 |
| Operations Centre | 0 | 98 |
| Frontline Operational | 7 | 533 |
| Public Service & Central Office | 0 | 21 |
| Health Contact Centre | 1 | 322 |
| Metro North | 1 | 904 |
| Frontline Operational | 1 | 881 |
| Public Service & Central Office | 0 | 23 |
| Metro South | 6 | 1,345 |
| Frontline Operational | 6 | 1,316 |
| Public Service & Central Office | 0 | 29 |
| Northern | 1 | 521 |
| Operations Centre | 0 | 59 |
| Frontline Operational | 1 | 441 |


| | | |
|--|-----------|--------------|
| Public Service & Central Office | | 21 |
| QASEC | 0 | 70 |
| State Headquarters | 1 | 380 |
| Frontline Operational | 0 | 112 |
| Public Service & Central Office | 1 | 268 |
| SEQ Operations Centre | 1 | 261 |
| Sunshine Coast & Wide Bay | 4 | 972 |
| Operations Centre | 1 | 75 |
| Frontline Operational | 3 | 870 |
| Public Service & Central Office | 0 | 27 |
| Operations Centre Total | 3 | 648 |
| Frontline Operational Total | 22 | 5,524 |
| Public Service & Central Office Total | 1 | 442 |
| QASEC Total | 0 | 70 |
| HCC Total | 1 | 322 |
| QAS Total | 27 | 7,006 |
| University Students | 0 | 74 |

**Data available only for university students diagnosed COVID-19 positive during university placement.*

State Operations Coordination Centre Situation Report

| Reporting Date | Reporting Time | Reporting Period | Report Reference |
|----------------|----------------|------------------|----------------------|
| 14.06.2024 | 1700 hrs | 0500-1700 hrs | DS REPORT 14.06.2024 |

Service Demand

| Incidents and Responses Trending | Total incidents and responses for the day | Date | Total | Total Comparative for same time last year | Difference (increase/decrease) |
|----------------------------------|---|---------------------------|-------|---|--|
| | Code 1 Incidents | 14.06.2024 until 1700 hrs | 1,111 | N/A | N/A |
| | Responses – Codes 1-4 | 14.06.2024 until 1700 hrs | 3,214 | 3,154 |  60 |
| | | | | | |

| Pending Incidents | Pending incidents | Time | Number of incidents |
|-------------------|-----------------------|----------|---------------------|
| | Highest pending queue | 1251 hrs | 104 |
| | Lowest pending queue | 0717 hrs | 14 |
| | At time of report | 1700 hrs | 84 |

| | Region | Hospital | Time On | Time Off |
|---|---------------------------------------|-----------------------------------|----------------------|----------|
| Level Three Hospital Escalations | Metro North | Redcliffe District Hospital | 1537 hrs | - |
| | | Royal Brisbane & Women's Hospital | 1611 hrs | - |
| | Metro South | Mater Adults Hospital | 2318 hrs, 13.06.2024 | 0747 hrs |
| | | | 1250 hrs | - |
| | | Ipswich General Hospital | 1350 hrs, 11.06.2024 | - |
| | | Princess Alexandra Hospital | 0219 hrs, | 0625 hrs |
| | | | 1558 hrs | - |
| | | Queen Elizabeth II Hospital | 0414 hrs | 0813 hrs |
| | | | 1243 hrs | - |
| | | Logan Community Hospital | 1121 hrs | 0818 hrs |
| | 1026 hrs | | - | |
| | Redland Local Hospital | 1344 hrs | - | |
| | Darling Downs & South West | Toowoomba Base Hospital | 1150 hrs | - |
| | Gold Coast | Gold Coast Hospital Robina | 1008 hrs | 1210 hrs |
| | | Gold Coast University Hospital | 1507 hrs | - |

- | | |
|--------------------------------|--|
| Tier 3 Declarations | <ul style="list-style-type: none"> • Rockhampton Hospital – Continuation since 1600 hrs, 08.06.2024 • Mackay Base Hospital – Continuation since 0630 hrs, 10.06.2024 • Hervey Bay Hospital – Continuation since 0819 hrs, 10.06.2024 • Metro North HHS – Continuation since 1347 hrs, 11.06.2024 <ul style="list-style-type: none"> ○ Royal Brisbane and Women’s Hospital – Continuation since 0630 hrs, 04.06.2024 |
|--------------------------------|--|

- Redcliffe Hospital – Continuation since 1347 hrs, 11.06.2024
- Caboolture Hospital – Continuation since 0700 hrs, 29.10.2025
- Gladstone District Hospital – Continuation since 1900 hrs, 12.06.2024
- Gold Coast University Hospital – Continuation since 0800 hrs, 13.06.2024
- Gold Coast Hospital Robina Campus – Continuation since at 0800 hrs, 13.06.2024.

Distribution Exceptions

- Nil reported.

QAS Escalations

Region Escalations

| Region | Level | Time On | Time Off |
|--------|-------|---------|----------|
| Nil | - | - | - |

SEQ Escalations

| Region | Level | Time On | Time Off |
|-----------------------|----------------|----------------------|---------------------------|
| South East Queensland | EXTREME | 0933 hrs, 11.06.2024 | Ongoing at time of report |

Incidents of Significance

| Incident Number | Date | Time of call | Response time | Location | Detail | COSE notification sent | Outcomes/ Follow up required? |
|-----------------|------------|--------------|---------------|--|--|------------------------|-------------------------------|
| 19340199 | 14.06.2024 | 0951 hrs | 4 mins | Buddina Sunshine Coast & Wide Bay Region | Public Arrest QAS called to an Irrelevant female, post witnessed arrest in a public shopping centre. | No | - |

| | | | | | | | |
|----------|------------|----------|---------|-------------------------|---|----|---|
| | | | | | <p>QAS assisted bystander CPR performed with shock delivered whilst QAS enroute.</p> <p>On arrival QAS confirmed patient in VF arrest and continued resuscitation measures.</p> <p>ROSC achieved and patient transported Code One with CCP on board to Sunshine Coast University Hospital.</p> | | |
| 19340611 | 14.06.2024 | 1105 hrs | 11 mins | Beserker Central Region | <p>Fatal Trauma</p> <p>QAS called to a male discovered trapped beneath a vehicle on a private property.</p> <p>QAS confirmed an Irrelevant male, trapped under vehicle post jack failure.</p> <p>QFES assisted with extrication, the patient was declared Life Extinct on scene with nil resuscitation measures initiated.</p> <p>Scene attracted moderate media attention.</p> | No | - |

Operations Centre Reports

- Nil issues identified on review of OpCen briefs.
- *Statewide Emergency Rule* enacted at 1105 hrs, 14.06.2024 and remains in place at time of this report.

Retrieval Services Queensland

RSQ Rotary
Asset
Availability

| Location | Asset Number | Status |
|--------------|--------------|---------|
| Brisbane | 500 | Online |
| Brisbane | 533 | Online |
| Bundaberg | 522 | Online |
| Cairns | 510 | Online |
| Horn Island | 700 | Online |
| Horn Island | 701 | Online |
| Mackay | 412 | Online |
| Mackay | 422 | Online |
| Maroochydore | 511 | Offline |
| Mount Isa | 400 | Online |
| Rockhampton | 300 | Online |
| Roma | 566 | Online |
| Toowoomba | 577 | Online |
| Toowoomba | 588 | Online |
| Townsville | 521 | Online |

**Information correct as of 1600 hrs, 14.06.2024.*

Emergency Management

Major Events
and Exercises

| Event | Start | Finish | Deployed Resources | Detail |
|-------|-------|--------|--------------------|--------|
| Nil | - | - | - | - |

| QAS Staff Deployment | Incident | No. of staff actively deployed | Total deployed since commencement of incident | Authority to deploy | NOTES |
|----------------------|----------|--------------------------------|---|---------------------|-------|
| | Nil | - | - | - | - |

| Coordination | Area | QAS/Health State | QAS/Health Regional | QFES Regional | SDCG/SOC | DDMG | LDMG |
|--------------|--------------|------------------|---------------------|---------------|----------|------|---|
| | Stand Up | QAS SOCC | - | - | - | - | - |
| | Lean Forward | - | - | - | - | - | <ul style="list-style-type: none"> Wujal Wujal |

| Environmental Impacts | Incidents Involving QAS Resources on Standby | | | | | |
|-----------------------|--|----------|-------|--------|--------------------|--------|
| | Incident | Location | Start | Finish | Deployed Resources | Detail |
| | Nil | - | - | - | - | - |

- Weather intelligence from the Bureau of Meteorology (BoM) has been reviewed, with no significant weather impacts expected over the next several days.

- ICT Major Incident Notification – Toowoomba OpCen – Darling Downs and South West Region – Communities in Isolation - RESTORED**
Telstra have advised that the communities of Injune, Muckadilla, Beilba, Roma, Durham Downs, Wallumbilla North, Baroondah, Taroom and Windorah are in isolation due to loss of 3G & 4G services from a power outage at their Roma Exchange site. The SOCC OpCen SOS advised radios and alternate network mobile phones remain operational.
Update: A Power Technician attended the Roma Exchange site this morning and removed two faulty rectifiers and reset an inverter restoring all power to the site. All checks have been completed and FSG, Toowoomba OpCen and the SOCC OpCen SOS all reporting restoration with nil impacts to operations noted/reported.
- ICT Major Incident Notification – Southport OpCen - Gold Coast Region – Unexpected OpCen Mains Power Outage – RESTORED**
Update: Technicians attended the site today and advised a faulty *Automatic Transfer Switch (ATS)* on the generator has been replaced. The generator has been tested and is operating and functioning without issue and available if required. Southport OpCen remains on mains power with no further issues reported or expected. Nil operational impacts reported.

Staff Welfare

Duress Alarm
Activations

| Incident Number | Date | Location | Detail | Outcomes/Follow up required? |
|-----------------|------|----------|--------|------------------------------|
| Nil | - | - | - | - |

RTI Released

Operational Staff Fatigue Notifications 14.06.2024 0400 hrs – 14.06.2024 1600 hrs

Fatigue Score Reporting

| Regions | No. Officers recording a medium fatigue score | No. Officers recording high fatigue score | Actioned |
|----------------------------|---|---|---|
| Far Northern | 0 | 2 | 2 x Region Notifications Generated |
| Northern | 0 | 0 | - |
| Central | 1 | 0 | 1 x Region Notification Generated |
| Darling Downs & South West | 0 | 0 | - |
| Sunshine Coast & Wide Bay | 0 | 0 | - |
| Metro North | 0 | 0 | - |
| Metro South | 0 | 0 | - |
| Gold Coast | 0 | 0 | - |
| State OpCen | 0 | 0 | - |
| Total | 1 | 2 | 3 x Region Notifications Generated |

Workplace Health and Safety Incidents

| Incident Number | Date | Location | Details | Outcomes/Follow up required? |
|-----------------|------|----------|---------|------------------------------|
| Nil | - | - | - | - |

COVID-19 PANDEMIC

Emerging COVID-19 Intelligence

- Nil identified.

PPE Incidents

| Incident Number | Region | Type | Officers Involved | Notification | Outcomes/Issues/Follow up required? |
|-----------------|--------|------|-------------------|--------------|-------------------------------------|
| Nil | - | - | - | - | - |

Total
number of
diagnosed
COVID-19
positive
infections

| Region | Number of staff currently diagnosed COVID-19 positive | Cumulative number of diagnosed COVID-19 positive infections |
|---------------------------------------|---|---|
| Central | 3 | 625 |
| Operations Centre | 0 | 47 |
| Frontline Operational | 3 | 559 |
| Public Service & Central Office | 0 | 19 |
| Darling Downs & South West | 2 | 523 |
| Operations Centre | 1 | 46 |
| Frontline Operational | 1 | 462 |
| Public Service & Central Office | 0 | 15 |
| Far Northern | 1 | 432 |
| Operations Centre | 0 | 62 |
| Frontline Operational | 1 | 351 |
| Public Service & Central Office | 0 | 19 |
| Gold Coast | 7 | 652 |
| Operations Centre | 0 | 98 |
| Frontline Operational | 7 | 533 |
| Public Service & Central Office | 0 | 21 |
| Health Contact Centre | 1 | 322 |
| Metro North | 2 | 905 |
| Frontline Operational | 2 | 882 |
| Public Service & Central Office | 0 | 23 |
| Metro South | 9 | 1,348 |

| | | |
|--|-----------|--------------|
| Frontline Operational | 9 | 1,319 |
| Public Service & Central Office | 0 | 29 |
| Northern | 2 | 522 |
| Operations Centre | 0 | 59 |
| Frontline Operational | 2 | 442 |
| Public Service & Central Office | 0 | 21 |
| QASEC | 0 | 70 |
| State Headquarters | 1 | 380 |
| Frontline Operational | 0 | 112 |
| Public Service & Central Office | 1 | 268 |
| Brisbane Operations Centre | 2 | 262 |
| Sunshine Coast & Wide Bay | 4 | 972 |
| Operations Centre | 1 | 75 |
| Frontline Operational | 3 | 870 |
| Public Service & Central Office | 0 | 27 |
| Operations Centre Total | 4 | 649 |
| Frontline Operational Total | 28 | 5,530 |
| Public Service & Central Office Total | 1 | 442 |
| QASEC Total | 0 | 70 |
| HCC Total | 1 | 322 |
| QAS Total | 34 | 7,013 |
| University Students | 0 | 74 |

**Data available only for university students diagnosed COVID-19 positive during university placement.*

State Operations Coordination Centre Situation Report


| Reporting Date | Reporting Time | Reporting Period | Report Reference |
|----------------|----------------|------------------|----------------------|
| 15.06.2024 | 0500 hrs | 1700-0500 hrs | NS REPORT 14.06.2024 |

Data Integrity (0500 hrs report only)

| Check | Status | Assessment |
|--|--------------------------------|---|
| Database load: | Data for yesterday is complete | Status should be highlighted green & indicate 'Data for yesterday is complete'. |
| (Cube) QACIR - Percentiles LASN was last built at: | 15/06/2024 3:05:55 AM | Status should be highlighted green & indicate date/time that is this morning. |
| Latest data contained in (Cube) QACIR - Percentiles LASN is: | 14/06/2024 | Status should be highlighted green & indicate yesterday's date. |

Service Demand

| Day | Date | TSV | ROK | TWB | MAR | BNE | SPT | CNS | TOTAL |
|--------|------------|-----|-----|-----|-----|-------|-----|-----|-------|
| Friday | 14.06.2024 | 249 | 250 | 175 | 448 | 1,313 | 798 | 246 | 3,479 |

| Day | Date | Daily June 2024 Average | Daily June 2023 Average | Difference (Increase/Decrease) |
|--------|------------|-------------------------|-------------------------|---|
| Friday | 14.06.2024 | 3,226 | 3,225 |  1 |

| | |
|----------------------------------|--|
| Operations Centre Reports | <ul style="list-style-type: none"> The SOCC enacted the Statewide Emergency Rule at 1105 hrs, 14.06.2024, which remains in place at time of report. |
|----------------------------------|--|

| | | | | | | | | | | |
|-------------------------|------------|-------------|------------|------------|------------|------------|------------|------------|------------|--------------|
| Grade of Service | Day | Date | TSV | ROK | TWB | MAR | BNE | SPT | CNS | TOTAL |
| | Friday | 14.06.2024 | 87.3% | 82.0% | 86.3% | 88.4% | 87.2% | 83.8% | 85.6% | 86.1% |

Total incidents and responses for the day

| | Date | Total | Total Comparative for same time last year | Difference (increase/decrease) |
|------------------------------|---------------------------|-------|---|--------------------------------|
| Code 1 Incidents | 14.06.2024 until 0000 hrs | 1,661 | | |
| | 15.06.2024 until 0500 hrs | 195 | | |
| Responses – Codes 1-4 | 14.06.2024 until 0000 hrs | 4,502 | 4,231 | ▲ 271 |
| | 15.06.2024 until 0500 hrs | 357 | 410 | ▼ 53 |

- The iROAM Code 1 Analysis at midnight appears to be in line with recent operational demand.

| Pending incidents | Time | Number of incidents |
|--------------------------|-------------|----------------------------|
| Highest pending queue | 2308 hrs | 114 |
| Lowest pending queue | 1730 hrs | 79 |
| At time of report | 0500 hrs | 80 |

Level Three
Hospital
Escalations

| Region | Hospital | Time On | Time Off |
|--------------|-------------------------------------|----------------------|----------|
| Far Northern | Cairns Base Hospital | 2138 hrs | 0030 hrs |
| Metro North | Redcliffe District Hospital | 1537 hrs | 2043 hrs |
| | Royal Brisbane and Women's Hospital | 1611 hrs | 1701 hrs |
| | | 1745 hrs | 2010 hrs |
| | | 0030 hrs | 0050 hrs |
| | Caboolture Area Hospital | 1708 hrs | 1805 hrs |
| | | 2250 hrs | 0135 hrs |
| Metro South | Mater Adults Hospital | 1250 hrs | - |
| | Ipswich General Hospital | 1350 hrs, 11.06.2024 | - |
| | Princess Alexandra Hospital | 1558 hrs | 0204 hrs |
| | Queen Elizabeth II Hospital | 1243 hrs | - |
| | Logan Community Hospital | 1026 hrs | 0408 hrs |
| | Redland Local Hospital | 1344 hrs | 2049 hrs |
| Gold Coast | Gold Coast University Hospital | 1507 hrs | 2015 hrs |
| | Gold Coast Hospital Robina | 1830 hrs | 2315 hrs |
| | | 0118 hrs | 0155 hrs |

Classified as SENSITIVE

RTI 6496/24

Page 301 of 705

| | | | |
|------------------------------|-------------------------|----------|---|
| Darling Downs and South West | Toowoomba Base Hospital | 1150 hrs | - |
|------------------------------|-------------------------|----------|---|

| | |
|------------------------|---|
| Tier 3 Declarations | <ul style="list-style-type: none"> • Rockhampton Hospital – Continuation since 1600 hrs, 08.06.2024 • Mackay Base Hospital – Continuation since 0630 hrs, 10.06.2024 • Hervey Bay Hospital – Continuation since 0819 hrs, 10.06.2024 • Metro North HHS – Continuation since 1347 hrs, 11.06.2024 <ul style="list-style-type: none"> ○ Royal Brisbane and Women’s Hospital – Continuation since 0630 hrs, 04.06.2024 ○ Redcliffe Hospital – Continuation since 1347 hrs, 11.06.2024 ○ Caboolture Hospital – Continuation since 0700 hrs, 12.06.2024. • Gladstone District Hospital – Continuation since 1900 hrs, 12.06.2024 • Gold Coast University Hospital – Continuation since 0800 hrs, 13.06.2024 • Gold Coast Hospital Robina Campus – Continuation since 0800, 13.06.2024. |
|------------------------|---|

| | |
|----------------------------|---|
| Distribution Exceptions | <ul style="list-style-type: none"> • Nil identified. |
|----------------------------|---|

QAS Escalations

| | | | | |
|-----------------------|--------|-------|---------|----------|
| Region Escalations | Region | Level | Time On | Time Off |
| | Nil | - | - | - |

SEQ
Escalations

| Region | Level | Time On | Time Off |
|-----------------------|----------------|----------------------|---------------------------|
| South East Queensland | EXTREME | 0933 hrs, 11.06.2024 | Ongoing at time of report |

RTI Released

| | Incident Number | Date | Time of call | Response time | Location | Detail | COSE notification sent | Outcomes/ Follow up required? |
|--|---------------------------|----------|--------------|---------------|--------------|----------------------------------|--|-------------------------------|
| | Incidents of Significance | 19341970 | 14.06.2024 | 1530 hrs | 7hrs 13 mins | Irrelevant Metro South Region | <p>Delayed Response</p> <p>ICEMS request from QPS for QAS to perform a welfare check.</p> <p>Contact made with QPS informant, Irrelevant prompting the welfare concern.</p> <p>Incident coded as a 2A response priority.</p> <p>On QAS arrival, Irrelevant female patient located deceased. No resuscitation efforts commenced, patient declared Life Extinct and left on scene in the care of QPS.</p> | Yes. |

| Case Surveillance | Reporting Period 1700 hrs 14.06.2024 – 0500 hrs 15.06.2024 | | | | | | | | |
|-------------------|---|------|--------------|---------------|----------|----------|---------|------------------|-------------|
| | Incident Number | Date | Time of call | Response time | Priority | Location | Details | Incident Outcome | Case Status |
| | Nil | - | - | - | - | - | - | - | - |

RSQ Rotary
Asset
Availability

| Location | Asset Number | Status |
|--------------|--------------|---------|
| Brisbane | 500 | Online |
| Brisbane | 533 | Online |
| Bundaberg | 522 | Online |
| Cairns | 510 | Online |
| Horn Island | 700 | Online |
| Horn Island | 701 | Online |
| Mackay | 412 | Online |
| Mackay | 422 | Online |
| Maroochydore | 511 | Offline |
| Mount Isa | 400 | Online |
| Rockhampton | 300 | Online |
| Roma | 566 | Online |
| Toowoomba | 577 | Online |
| Toowoomba | 588 | Online |
| Townsville | 521 | Online |

**Information correct as of 0400 hrs, 15.06.2024.*

| Major Events and Exercises | Event | Start | Finish | Deployed Resources | Detail |
|----------------------------|-------|-------|--------|--------------------|--------|
| | Nil | - | - | - | - |

| QAS Staff Deployment | Incident | No. of staff actively deployed | Total deployed since commencement of incident | Authority to deploy | NOTES |
|----------------------|----------|--------------------------------|---|---------------------|-------|
| | Nil | - | - | - | - |

| Coordination | Area | QAS/Health State | QAS/Health Regional | QFES Regional | SDCG/SOC | DDMG | LDMG |
|--------------|--------------|------------------|---------------------|---------------|----------|------|-------------|
| | Stand Up | QAS SOCC | - | - | - | - | - |
| | Lean Forward | - | - | - | - | - | Wujal Wujal |

| Environmental Impacts | Incidents Involving QAS Resources on Standby | | | | | |
|-----------------------|--|----------|-------|--------|--------------------|--------|
| | Incident | Location | Start | Finish | Deployed Resources | Detail |
| | Nil | - | - | - | - | - |

- Weather intelligence from the Bureau of Meteorology (BoM) has been reviewed, with no significant weather impacts expected over the next several days.

| | |
|-------------------------|--|
| Critical Infrastructure | <ul style="list-style-type: none"> Nil. |
|-------------------------|--|

Staff Welfare

**Duress Alarm
Activations**

| Incident Number | Date | Location | Detail | Outcomes/Follow up required? |
|-----------------|------|----------|--------|------------------------------|
| Nil | - | - | - | - |

**Fatigue Score
Reporting**

Operational Staff Fatigue Notifications 14.06.2024 1600 hrs – 15.06.2024 0400 hrs

| Regions | No. Officers recording fatigue score Medium | No. Officers recording fatigue score High | Actioned |
|----------------------------|---|---|---|
| Far Northern | 0 | 1 | 1 x Region Notification Generated |
| Northern | 0 | 0 | - |
| Central | 0 | 0 | - |
| Darling Downs & South West | 0 | 0 | - |
| Sunshine Coast & Wide Bay | 0 | 0 | - |
| Metro North | 0 | 0 | - |
| Metro South | 0 | 0 | - |
| Gold Coast | 0 | 0 | - |
| State OpCen | 0 | 0 | - |
| Total | 0 | 1 | 1 x Region Notifications Generated |

Workplace
Health and
Safety
Incidents

| Incident Number | Date | Location | Detail | Outcomes/Follow up required? |
|-----------------|------|----------|--------|------------------------------|
| Nil | - | - | - | - |

COVID-19 PANDEMIC

Emerging
COVID-19
Intelligence

- Nil identified.

PPE Incidents

| Incident Number | Region | Type | Officers Involved | Notification | Outcomes/Issues/Follow up required? |
|-----------------|--------|------|-------------------|--------------|-------------------------------------|
| Nil | - | - | - | - | - |

Total number
of diagnosed
COVID-19
positive
infections

| Region | Number of staff currently diagnosed COVID-19 positive | Cumulative number of diagnosed COVID-19 positive infections |
|---------------------------------------|---|---|
| Central | 3 | 625 |
| Operations Centre | 0 | 47 |
| Frontline Operational | 3 | 559 |
| Public Service & Central Office | 0 | 19 |
| Darling Downs & South West | 2 | 523 |
| Operations Centre | 1 | 46 |
| Frontline Operational | 1 | 462 |
| Public Service & Central Office | 0 | 15 |
| Far Northern | 0 | 432 |
| Operations Centre | 0 | 62 |
| Frontline Operational | 0 | 351 |
| Public Service & Central Office | 0 | 19 |
| Gold Coast | 6 | 652 |
| Operations Centre | 0 | 98 |
| Frontline Operational | 6 | 533 |
| Public Service & Central Office | 0 | 21 |
| Health Contact Centre | 1 | 322 |
| Metro North | 2 | 905 |
| Frontline Operational | 2 | 882 |
| Public Service & Central Office | 0 | 23 |
| Metro South | 6 | 1,348 |
| Frontline Operational | 6 | 1,319 |
| Public Service & Central Office | 0 | 29 |
| Northern | 2 | 522 |
| Operations Centre | 0 | 59 |
| Frontline Operational | 2 | 442 |

| | | |
|--|-----------|--------------|
| Public Service & Central Office | | 21 |
| QASEC | 0 | 70 |
| State Headquarters | 1 | 380 |
| Frontline Operational | 0 | 112 |
| Public Service & Central Office | 1 | 268 |
| SEQ Operations Centre | 2 | 262 |
| Sunshine Coast & Wide Bay | 3 | 972 |
| Operations Centre | 1 | 75 |
| Frontline Operational | 2 | 870 |
| Public Service & Central Office | 0 | 27 |
| Operations Centre Total | 4 | 649 |
| Frontline Operational Total | 22 | 5,530 |
| Public Service & Central Office Total | 1 | 442 |
| QASEC Total | 0 | 70 |
| HCC Total | 1 | 322 |
| QAS Total | 28 | 7,013 |
| University Students | 0 | 74 |

**Data available only for university students diagnosed COVID-19 positive during university placement.*

State Operations Coordination Centre Situation Report

| Reporting Date | Reporting Time | Reporting Period | Report Reference |
|----------------|----------------|------------------|----------------------|
| 15.06.2024 | 1700 hrs | 0500-1700 hrs | DS REPORT 15.06.2024 |

Service Demand

| Incidents and Responses Trending | Total incidents and responses for the day | Date | Total | Total Comparative for same time last year | Difference (increase/decrease) |
|----------------------------------|---|---------------------------|-------|---|--------------------------------|
| | Code 1 Incidents | 15.06.2024 until 1700 hrs | 1,048 | N/A | N/A |
| | Responses – Codes 1-4 | 15.06.2024 until 1700 hrs | 2,545 | 2,597 | ▼ 42 |
| | | | | | |

| Pending Incidents | Pending incidents | Time | Number of incidents |
|-------------------|-----------------------|----------|---------------------|
| | Highest pending queue | 0502 hrs | 84 |
| | Lowest pending queue | 1642 hrs | 23 |
| | At time of report | 1700 hrs | 32 |

| | Region | Hospital | Time On | Time Off |
|--|------------------------------|-----------------------------|----------------------|----------|
| Level Three Hospital Escalations | Central | Mackay Base Hospital | 1600 hrs | - |
| | Sunshine Coast and Wide Bay | Gympie General Hospital | 1503 hrs | 1555 hrs |
| | | Bundaberg Base Hospital | 1539 hrs | - |
| | Metro South | Mater Adults Hospital | 1250 hrs, 14.06.2024 | 0524 hrs |
| | | | 1650 hrs | - |
| | | Ipswich General Hospital | 1350 hrs, 11.06.2024 | 0716 hrs |
| | | | 1216 hrs | - |
| | | Queen Elizabeth II Hospital | 1243 hrs | 0615 hrs |
| | | | 1427 hrs | - |
| | | Logan Community Hospital | 0704 hrs | - |
| | Darling Downs and South West | Toowoomba Base Hospital | 1311 hrs | - |
| | Gold Coast | Gold Coast Hospital Robina | 0827 hrs | 0946 hrs |
| | | | 1530 hrs | - |

| | |
|------------------------|---|
| Tier 3 Declarations | <ul style="list-style-type: none"> • Rockhampton Hospital – Continuation since 1600 hrs, 08.06.2024 • Mackay Base Hospital – Continuation since 0630 hrs, 10.06.2024 • Hervey Bay Hospital – Continuation since 0819 hrs, 10.06.2024 • Metro North HHS – Continuation since 1347 hrs, 11.06.2024 <ul style="list-style-type: none"> ○ Royal Brisbane and Women’s Hospital – Continuation since 0630 hrs, 04.06.2024 ○ Redcliffe Hospital – Continuation since 1347 hrs, 11.06.2024 ○ Caboolture Hospital – Continuation since 1700 hrs, 14.06.2024 • Gladstone District Hospital – Continuation since 1900 hrs, 12.06.2024 • Gold Coast University Hospital – Activated at 0800 hrs, 13.06.2024, Deactivated at 0800 hrs, 15.06.2024 • Gold Coast Hospital Robina Campus – Activated at 0800 hrs, 13.06.2024, Deactivated at 0800 hrs, 15.06.2024 |
|------------------------|---|

Distribution Exceptions

- Nil reported.

QAS Escalations

Region Escalations

| Region | Level | Time On | Time Off |
|--------|-------|---------|----------|
| Nil | - | - | - |

SEQ Escalations

| Region | Level | Time On | Time Off |
|-----------------------|---------|----------------------|---------------------------|
| South East Queensland | EXTREME | 0933 hrs, 11.06.2024 | Ongoing at time of report |

Incidents of Significance

| Incident Number | Date | Time of call | Response time | Location | Detail | COSE notification sent | Outcomes/ Follow up required? |
|-----------------|------------|--------------|---------------|---------------------------------|--|------------------------|-------------------------------|
| 19344954 | 15.06.2024 | 0805 hrs | 1 hr 1 minute | Mount Barney Metro South Region | <p>Fatality in National Park</p> <p>QAS called to Irrelevant male, bystander CPR in progress post witnessed arrest. Patient 3.6 km from carpark on trail in Mount Barney national park.</p> <p>HELO tasked, Flight Paramedic winched to scene. Patient declared Life Extinct without further resuscitation measures continued.</p> | No | Nil |

to location, HELO assisted with extrication of patient from scene.

Operations
Centre
Reports

- The SOCC enacted the Statewide Emergency Rule at 1105 hrs, 14.06.2024, revoked at 0724 hrs, 15.06.2024.
- The SOCC enacted the Statewide Urgent Disconnect at 1102 hrs, escalated to the Statewide Emergency Rule at 1116 hrs, which remains in place at time of report.

Retrieval Services Queensland

RTI Released

RSQ Rotary
Asset
Availability

| Location | Asset Number | Status |
|--------------|--------------|---------|
| Brisbane | 500 | Offline |
| Brisbane | 533 | Online |
| Bundaberg | 522 | Online |
| Cairns | 510 | Online |
| Horn Island | 700 | Online |
| Horn Island | 701 | Online |
| Mackay | 412 | Online |
| Mackay | 422 | Online |
| Maroochydore | 511 | Online |
| Mount Isa | 400 | Online |
| Rockhampton | 300 | Online |
| Roma | 566 | Online |
| Toowoomba | 577 | Online |
| Toowoomba | 588 | Online |
| Townsville | 521 | Online |

**Information correct as of 1600 hrs, 15.06.2024.*

Emergency Management

Major Events
and Exercises

| Event | Start | Finish | Deployed Resources | Detail |
|-------|-------|--------|--------------------|--------|
| Nil | - | - | - | - |

| QAS Staff Deployment | Incident | No. of staff actively deployed | Total deployed since commencement of incident | Authority to deploy | NOTES |
|----------------------|----------|--------------------------------|---|---------------------|-------|
| | Nil | - | - | - | - |

| Coordination | Area | QAS/Health State | QAS/Health Regional | QFES Regional | SDCG/SOC | DDMG | LDMG |
|--------------|--------------|------------------|---------------------|---------------|----------|------|---|
| | Stand Up | QAS SOCC | - | - | - | - | - |
| | Lean Forward | - | - | - | - | - | <ul style="list-style-type: none"> Wujal Wujal |

| Incidents Involving QAS Resources on Standby | | | | | | |
|---|----------|-------|--------|--------------------|--------|--|
| Incident | Location | Start | Finish | Deployed Resources | Detail | |
| Nil | - | - | - | - | - | |
| <ul style="list-style-type: none"> Weather intelligence from the Bureau of Meteorology (BoM) has been reviewed, with no significant weather impacts expected over the next several days. | | | | | | |

| | |
|-------------------------|------|
| Critical Infrastructure | Nil. |
|-------------------------|------|

Staff Welfare

| Duress Alarm Activations | Incident Number | Date | Location | Detail | Outcomes/Follow up required? |
|--------------------------|-----------------|------|----------|--------|------------------------------|
| | Nil | - | - | - | - |

Operational Staff Fatigue Notifications 15.06.2024 0400 hrs – 15.06.2024 1600 hrs

Fatigue Score Reporting

| Regions | No. Officers recording a medium fatigue score | No. Officers recording high fatigue score | Actioned |
|----------------------------|---|---|---|
| Far Northern | 0 | 0 | - |
| Northern | 0 | 0 | - |
| Central | 0 | 1 | 1 x Region Notification Generated |
| Darling Downs & South West | 0 | 0 | - |
| Sunshine Coast & Wide Bay | 0 | 1 | 1 x Region Notification Generated |
| Metro North | 0 | 0 | - |
| Metro South | 0 | 0 | - |
| Gold Coast | 0 | 0 | - |
| State OpCen | 0 | 0 | - |
| Total | 0 | 2 | 2 x Region Notifications Generated |

Workplace Health and Safety Incidents

| Incident Number | Date | Location | Details | Outcomes/Follow up required? |
|-----------------|------|----------|---------|------------------------------|
| Nil | - | - | - | - |

COVID-19 PANDEMIC

- Nil identified.

PPE Incidents

| Incident Number | Region | Type | Officers Involved | Notification | Outcomes/Issues/Follow up required? |
|-----------------|--------|------|-------------------|--------------|-------------------------------------|
| Nil | - | - | - | - | - |

Total
number of
diagnosed
COVID-19
positive
infections

| Region | Number of staff currently diagnosed COVID-19 positive | Cumulative number of diagnosed COVID-19 positive infections |
|---------------------------------------|---|---|
| Central | 3 | 625 |
| Operations Centre | 0 | 47 |
| Frontline Operational | 3 | 559 |
| Public Service & Central Office | 0 | 19 |
| Darling Downs & South West | 2 | 523 |
| Operations Centre | 1 | 46 |
| Frontline Operational | 1 | 462 |
| Public Service & Central Office | 0 | 15 |
| Far Northern | 0 | 432 |
| Operations Centre | 0 | 62 |
| Frontline Operational | 0 | 351 |
| Public Service & Central Office | 0 | 19 |
| Gold Coast | 6 | 652 |
| Operations Centre | 0 | 98 |
| Frontline Operational | 6 | 533 |
| Public Service & Central Office | 0 | 21 |
| Health Contact Centre | 1 | 322 |
| Metro North | 3 | 906 |

| | | |
|--|-----------|--------------|
| Frontline Operational | 8 | 883 |
| Public Service & Central Office | 0 | 23 |
| Metro South | 6 | 1,348 |
| Frontline Operational | 6 | 1,319 |
| Public Service & Central Office | 0 | 29 |
| Northern | 2 | 522 |
| Operations Centre | 0 | 59 |
| Frontline Operational | 2 | 442 |
| Public Service & Central Office | 0 | 21 |
| QASEC | 0 | 70 |
| State Headquarters | 1 | 380 |
| Frontline Operational | 0 | 112 |
| Public Service & Central Office | 1 | 268 |
| Brisbane Operations Centre | 2 | 262 |
| Sunshine Coast & Wide Bay | 3 | 972 |
| Operations Centre | 1 | 75 |
| Frontline Operational | 2 | 870 |
| Public Service & Central Office | 0 | 27 |
| Operations Centre Total | 4 | 649 |
| Frontline Operational Total | 23 | 5,531 |
| Public Service & Central Office Total | 1 | 442 |
| QASEC Total | 0 | 70 |
| HCC Total | 1 | 322 |
| QAS Total | 29 | 7,014 |
| University Students | 0 | 74 |

**Data available only for university students diagnosed COVID-19 positive during university placement.*

State Operations Coordination Centre Situation Report


| Reporting Date | Reporting Time | Reporting Period | Report Reference |
|----------------|----------------|------------------|----------------------|
| 16.06.2024 | 0500 hrs | 1700-0500 hrs | NS REPORT 15.06.2024 |

Data Integrity (0500 hrs report only)

| Check | Status | Assessment |
|--|--------------------------------|---|
| Database load: | Data for yesterday is complete | Status should be highlighted green & indicate 'Data for yesterday is complete'. |
| (Cube) QACIR - Percentiles LASN was last built at: | 16/06/2024 3:05:54 AM | Status should be highlighted green & indicate date/time that is this morning. |
| Latest data contained in (Cube) QACIR - Percentiles LASN is: | 15/06/2024 | Status should be highlighted green & indicate yesterday's date. |



Service Demand

| Day | Date | TSV | ROK | TWB | MAR | BNE | SPT | CNS | TOTAL |
|----------|------------|-----|-----|-----|-----|-------|-----|-----|-------|
| Saturday | 15.06.2024 | 245 | 253 | 211 | 487 | 1,167 | 778 | 225 | 3,366 |

| Day | Date | Daily June 2024 Average | Daily June 2023 Average | Difference (Increase/Decrease) |
|----------|------------|-------------------------|-------------------------|--|
| Saturday | 15.06.2024 | 3,235 | 3,225 |  10 |

| | |
|----------------------------------|--|
| Operations Centre Reports | <ul style="list-style-type: none"> The SOCC enacted the Statewide Emergency Rule at 1116 hrs on 15.06.2024, and remains in place at time of report. |
|----------------------------------|--|

| Grade of Service | <table border="1" style="width: 100%; text-align: center;"> <thead> <tr> <th>Day</th> <th>Date</th> <th>TSV</th> <th>ROK</th> <th>TWB</th> <th>MAR</th> <th>BNE</th> <th>SPT</th> <th>CNS</th> <th>TOTAL</th> </tr> </thead> <tbody> <tr> <td>Saturday</td> <td>15.06.2024</td> <td>88.7%</td> <td>85.2%</td> <td>84.9%</td> <td>86.6%</td> <td>86.5%</td> <td>85.8%</td> <td>91.1%</td> <td>86.6%</td> </tr> </tbody> </table> | Day | Date | TSV | ROK | TWB | MAR | BNE | SPT | CNS | TOTAL | Saturday | 15.06.2024 | 88.7% | 85.2% | 84.9% | 86.6% | 86.5% | 85.8% | 91.1% | 86.6% |
|-------------------------|---|-------|-------|-------|-------|-------|-------|-------|-------|-----|-------|----------|------------|-------|-------|-------|-------|-------|-------|-------|-------|
| Day | Date | TSV | ROK | TWB | MAR | BNE | SPT | CNS | TOTAL | | | | | | | | | | | | |
| Saturday | 15.06.2024 | 88.7% | 85.2% | 84.9% | 86.6% | 86.5% | 85.8% | 91.1% | 86.6% | | | | | | | | | | | | |

| | | | | |
|---|---|-------|---|---|
| Incidents and Responses Trending | Total incidents and responses for the day | | | |
| | Date | Total | Total Comparative for same time last year | Difference (increase/decrease) |
| Code 1 Incidents | 15.06.2024 until 0000 hrs | 1,616 | | |
| | 16.06.2024 until 0500 hrs | 191 | | |
| Responses – Codes 1-4 | 15.06.2024 until 0000 hrs | 3,857 | 3,699 |  158 |
| | 16.06.2024 until 0500 hrs | 367 | 421 |  54 |
| | <ul style="list-style-type: none"> The iROAM Code 1 Analysis at midnight appears to be in line with recent operational demand. | | | |

| | | | |
|--------------------------|-----------------------|----------|---------------------|
| Pending Incidents | Pending incidents | Time | Number of incidents |
| | Highest pending queue | 2132 hrs | 77 |
| | Lowest pending queue | 1720 hrs | 31 |
| | At time of report | 0500 hrs | 35 |

Level Three
Hospital
Escalations

| Region | Hospital | Time On | Time Off |
|------------------------------|--------------------------------|----------|----------|
| Central | Mackay Base Hospital | 1600 hrs | 1800 hrs |
| Sunshine Coast and Wide Bay | Bundaberg Base Hospital | 1538 hrs | 2032 hrs |
| | | 0024 hrs | 0056 hrs |
| | Nambour General Hospital | 1743 hrs | 1850 hrs |
| Metro North | The Prince Charles Hospital | 1725 hrs | 1920 hrs |
| | | 2207 hrs | 2311 hrs |
| Metro South | Mater Adults Hospital | 1650 hrs | 0308 hrs |
| | Ipswich General Hospital | 1216 hrs | - |
| | Queen Elizabeth II Hospital | 1427 hrs | 2038 hrs |
| | | 2357 hrs | - |
| | Logan Community Hospital | 0704 hrs | - |
| | Princess Alexandra Hospital | 2144 hrs | 0300 hrs |
| Gold Coast | Gold Coast University Hospital | 2043 hrs | 2158 hrs |
| Darling Downs and South West | Toowoomba Base Hospital | 1311 hrs | 2155 hrs |
| | | 0119 hrs | - |

**Tier 3
Declarations**

- Rockhampton Hospital – Continuation since 1600 hrs, 08.06.2024
- Mackay Base Hospital – Continuation since 0630 hrs, 10.06.2024
- Hervey Bay Hospital – Continuation since 0819 hrs, 10.06.2024
- Caboolture Hospital – Continuation since 0700 hrs, 14.06.2024.
- Gladstone District Hospital – Continuation since 1400 hrs, 15.06.2024

**Distribution
Exceptions**

- Nil identified.

QAS Escalations

**Region
Escalations**

| Region | Level | Time On | Time Off |
|--------|-------|---------|----------|
| Nil | - | - | - |

**SEQ
Escalations**

| Region | Level | Time On | Time Off |
|-----------------------|----------------|----------------------|---------------------------|
| South East Queensland | EXTREME | 0933 hrs, 11.06.2024 | Ongoing at time of report |

| Incident Number | Date | Time of call | Response time | Location | Detail | COSE notification sent | Outcomes/ Follow up required? |
|-----------------|------------|--------------|---------------|-----------------------|---|------------------------|--|
| 19348373 | 15.06.2024 | 2328 hrs | 4 mins | Healy Northern Region | <p>Fatal RTC</p> <p>QAS called to reports of a car and motorcycle collision.</p> <p>QPS on scene performing CPR on motorcycle rider.</p> <p>On QAS arrival motorcycle rider, irrelevant old male in traumatic cardiac arrest. Resuscitation efforts performed, patient declared Life Extinct on scene and left in the care of QPS.</p> <p>QAS attended Mount Isa Police Watchhouse to assess the driver of the car, a irrelevant male, irrelevant o QAS assessment.</p> <p>Patient transported with QPS escort to Mount Isa Hospital in a stable condition.</p> | Yes. | <p>Region Supervisor performed an operational debrief with staff.</p> <p>Peer Support activated.</p> |
| 19348535 | 16.02.2024 | 0054 hrs | 22 mins | Woodford Metro North | <p>Death in Correctional Facility</p> <p>QAS called to Woodford Corrections Facility for reports of an unconscious irrelevant irrelevant male patient with a irrelevant irrelevant. Prison Medical Team performing CPR.</p> <p>On QAS arrival unconscious irrelevant male in cardiac arrest. Resuscitation efforts continued.</p> | Yes. | Peer Support Activated. |

Incidents of Significance

Patent declared Life Extinct on scene and left in care of QLD Corrective Services.

Case Surveillance

Reporting Period
1700 hrs 15.06.2024 – 0500 hrs 16.06.2024

| Incident Number | Date | Time of call | Response time | Priority | Location | Details | Incident Outcome | Case Status |
|-----------------|------|--------------|---------------|----------|----------|---------|------------------|-------------|
| Nil | - | - | - | - | - | - | - | - |

Retrieval Services Queensland

RSQ Rotary Asset Availability

| Location | Asset Number | Status |
|--------------|--------------|--------|
| Brisbane | 500 | Online |
| Brisbane | 533 | Online |
| Bundaberg | 522 | Online |
| Cairns | 510 | Online |
| Horn Island | 700 | Online |
| Horn Island | 701 | Online |
| Mackay | 412 | Online |
| Mackay | 422 | Online |
| Maroochydore | 511 | Online |
| Mount Isa | 400 | Online |
| Rockhampton | 300 | Online |

| | | |
|------------|-----|--------|
| Roma | 566 | Online |
| Toowoomba | 577 | Online |
| Toowoomba | 588 | Online |
| Townsville | 521 | Online |

**Information correct as of 0400 hrs, 16.06.2024.*

Emergency Management

| Major Events and Exercises | Event | Start | Finish | Deployed Resources | Detail |
|----------------------------|-------|-------|--------|--------------------|--------|
| | Nil | - | - | - | - |

| QAS Staff Deployment | Incident | No. of staff actively deployed | Total deployed since commencement of incident | Authority to deploy | NOTES |
|----------------------|----------|--------------------------------|---|---------------------|-------|
| | Nil | - | - | - | - |

| Coordination | Area | QAS/Health State | QAS/Health Regional | QFES Regional | SDCG/SOC | DDMG | LDMG |
|--------------|--------------|------------------|---------------------|---------------|----------|------|-------------|
| | Stand Up | QAS SOCC | - | - | - | - | - |
| | Lean Forward | - | - | - | - | - | Wujal Wujal |

| Environmental Impacts | Incidents Involving QAS Resources on Standby | | | | | |
|-----------------------|--|----------|-------|--------|--------------------|--------|
| | Incident | Location | Start | Finish | Deployed Resources | Detail |
| | Nil | - | - | - | - | - |

- Weather intelligence from the Bureau of Meteorology (BoM) has been reviewed, with no significant weather impacts expected over the next several days.

| | |
|-------------------------|--|
| Critical Infrastructure | <ul style="list-style-type: none"> Nil. |
|-------------------------|--|

Staff Welfare

| Duress Alarm Activations | Incident Number | Date | Location | Detail | Outcomes/Follow up required? |
|--------------------------|-----------------|------|----------|--------|------------------------------|
| | Nil | - | - | - | - |

Operational Staff Fatigue Notifications 15.06.2024 1600 hrs – 16.06.2024 0400 hrs

Fatigue Score Reporting

| Regions | No. Officers recording fatigue score Medium | No. Officers recording fatigue score High | Actioned |
|----------------------------|---|---|---|
| Far Northern | 0 | 1 | 1 x Region Notification Generated |
| Northern | 0 | 0 | - |
| Central | 0 | 0 | - |
| Darling Downs & South West | 0 | 0 | - |
| Sunshine Coast & Wide Bay | 0 | 1 | 1 x Region Notification Generated |
| Metro North | 0 | 0 | - |
| Metro South | 0 | 0 | - |
| Gold Coast | 0 | 0 | - |
| State OpCen | 0 | 0 | - |
| Total | 0 | 2 | 2 x Region Notifications Generated |

Workplace
Health and
Safety
Incidents

| Incident Number | Date | Location | Detail | Outcomes/Follow up required? |
|-----------------|------|----------|--------|------------------------------|
| Nil | - | - | - | - |

COVID-19 PANDEMIC

Emerging
COVID-19
Intelligence

- Nil identified.

PPE Incidents

| Incident Number | Region | Type | Officers Involved | Notification | Outcomes/Issues/Follow up required? |
|-----------------|--------|------|-------------------|--------------|-------------------------------------|
| Nil | - | - | - | - | - |

Total number
of diagnosed
COVID-19
positive
infections

| Region | Number of staff currently diagnosed COVID-19 positive | Cumulative number of diagnosed COVID-19 positive infections |
|---------------------------------------|---|---|
| Central | 2 | 625 |
| Operations Centre | 0 | 47 |
| Frontline Operational | 2 | 559 |
| Public Service & Central Office | 0 | 19 |
| Darling Downs & South West | 0 | 523 |
| Operations Centre | 0 | 46 |
| Frontline Operational | 0 | 462 |
| Public Service & Central Office | 0 | 15 |
| Far Northern | 0 | 432 |
| Operations Centre | 0 | 62 |
| Frontline Operational | 0 | 351 |
| Public Service & Central Office | 0 | 19 |
| Gold Coast | 4 | 652 |
| Operations Centre | 0 | 98 |
| Frontline Operational | 4 | 533 |
| Public Service & Central Office | 0 | 21 |
| Health Contact Centre | 1 | 322 |
| Metro North | 3 | 906 |
| Frontline Operational | 3 | 883 |
| Public Service & Central Office | 0 | 23 |
| Metro South | 5 | 1,348 |
| Frontline Operational | 5 | 1,319 |
| Public Service & Central Office | 0 | 29 |
| Northern | 2 | 522 |
| Operations Centre | 0 | 59 |
| Frontline Operational | 2 | 442 |

| | | |
|--|-----------|--------------|
| Public Service & Central Office | | 21 |
| QASEC | 0 | 70 |
| State Headquarters | 0 | 380 |
| Frontline Operational | 0 | 112 |
| Public Service & Central Office | 0 | 268 |
| SEQ Operations Centre | 2 | 262 |
| Sunshine Coast & Wide Bay | 2 | 972 |
| Operations Centre | 1 | 75 |
| Frontline Operational | 1 | 870 |
| Public Service & Central Office | 0 | 27 |
| Operations Centre Total | 3 | 649 |
| Frontline Operational Total | 17 | 5,531 |
| Public Service & Central Office Total | 0 | 442 |
| QASEC Total | 0 | 70 |
| HCC Total | 1 | 322 |
| QAS Total | 21 | 7,014 |
| University Students | 0 | 74 |

**Data available only for university students diagnosed COVID-19 positive during university placement.*

State Operations Coordination Centre Situation Report

| Reporting Date | Reporting Time | Reporting Period | Report Reference |
|----------------|----------------|------------------|----------------------|
| 16.06.2024 | 1700 hrs | 0500-1700 hrs | DS REPORT 16.06.2024 |

Service Demand

| Incidents and Responses Trending | Total incidents and responses for the day | Date | Total | Total Comparative for same time last year | Difference (increase/decrease) |
|----------------------------------|---|---------------------------|-------|---|--------------------------------|
| | Code 1 Incidents | 16.06.2024 until 1700 hrs | 944 | N/A | N/A |
| | Responses – Codes 1-4 | 16.06.2024 until 1700 hrs | 2360 | 2505 | ▼ 145 |
| | | | | | |

| Pending Incidents | Pending incidents | Time | Number of incidents |
|-------------------|-----------------------|----------|---------------------|
| | Highest pending queue | 1200 hrs | 45 |
| | Lowest pending queue | 0719 hrs | 14 |
| | At time of report | 1700 hrs | 26 |

| | Region | Hospital | Time On | Time Off |
|----------------------------------|---|--|----------|----------|
| Level Three Hospital Escalations | Sunshine Coast and Wide Bay | Bundaberg Base hospital | 0920 hrs | 1136 hrs |
| | | Hervey Bay Hospital | 1150 hrs | 1239 hrs |
| | | | 1628hrs | - |
| | | Nambour General Hospital | 1515 hrs | 1652 hrs |
| | Metro South | Ipswich General Hospital | 1216 hrs | - |
| | | Queen Elizabeth II Hospital | 2357 hrs | 0811 hrs |
| | | | 1645 hrs | - |
| | | Logan Community Hospital | 0704 hrs | 1159 hrs |
| | | | 1600 hrs | - |
| | Redland Local Hospital | 1412 hrs | 1645 hrs | |
| | Darling Downs and South West | Toowoomba Base Hospital | 0119 hrs | - |
| | Tier 3 Declarations | <ul style="list-style-type: none"> • Rockhampton Hospital – Continuation since 1600 hrs, 08.06.2024 • Mackay Base Hospital – Continuation since 0630 hrs, 10.06.2024 • Hervey Bay Hospital – Continuation since 0819 hrs, 10.06.2024 • Caboolture Hospital – Continuation since 0700 hrs, 14.06.2024 • Gladstone District Hospital – Continuation since 1400 hrs, 15.06.2024. | | |
| Distribution Exceptions | <ul style="list-style-type: none"> • Nil reported. | | | |

| Region Escalations | Region | Level | Time On | Time Off |
|--------------------|--------|-------|---------|----------|
| | Nil | - | - | - |

| SEQ Escalations | Region | Level | Time On | Time Off |
|-----------------|-----------------------|----------------|----------------------|---------------------------|
| | South East Queensland | EXTREME | 0933 hrs, 11.06.2024 | Ongoing at time of report |

| Incident Number | Date | Time of call | Response time | Location | Detail | COSE notification sent | Outcomes/ Follow up required? |
|-----------------|------------|--------------|---------------|--------------------------------|---|------------------------|-------------------------------|
| 19349292 | 16.06.2024 | 0807 hrs | 1 hr 55 mins | South Coral Sea Central Region | <p>Capsized Vessel</p> <p>RSQ Bundaberg HELO Rescue 522, responded to reports of a distress beacon activation for a 11-metre vessel that had capsized.</p> <p>Vessel located approximately 40 nautical miles Northeast of Bundaberg.</p> <p>Two patients were winched to safety, presenting with minor injuries, and were transported to Bundaberg Base Hospital in stable conditions.</p> <p>One person remains unaccounted for and is reported to be located in the hull of the vessel which is being retrieved by QPS to Lady Elliot Island for further investigations.</p> | Yes | Ongoing at time of report. |

| | | | | | | | |
|----------|------------|----------|---------|--|--|----|---|
| 19349780 | 16.06.2024 | 1101 hrs | 35 mins | Irrelevant Metro South Region | Fall From Horse QAS responded to reports of an unconscious female breathing irregularly post fall off a horse where the horse landed on the patient. On QAS arrival the patient presented with an altered level of consciousness with suspected head and pelvic injuries. The patient was intubated on scene and transported by HELLO to the Royal Brisbane Women's Hospital in a serious condition. | No | - |
| 19350369 | 16.06.2024 | 1349 hrs | 11 mins | Tugun Gold Coast Region | Public Place Fall QAS responded to reports of a person that had fallen off the back of a push bike after losing balance at a Skate Park and hit her head. Patient was not wearing a helmet at the time On QAS arrival patient presented with an altered level of consciousness requiring intubation on scene. The patient was transported with a CCP on board to Gold Coast University Hospital in a critical condition. | No | - |

Operations Centre Reports

- The SOCC enacted the Statewide Emergency Rule at 1116 hrs on 15.06.2024, and subsequently revoked at 0820 hrs, 16.06.2024.

RSQ Rotary
 Asset
 Availability

| Location | Asset Number | Status |
|--------------|--------------|--------|
| Brisbane | 500 | Online |
| Brisbane | 533 | Online |
| Bundaberg | 522 | Online |
| Cairns | 510 | Online |
| Horn Island | 700 | Online |
| Horn Island | 701 | Online |
| Mackay | 412 | Online |
| Mackay | 422 | Online |
| Maroochydore | 511 | Online |
| Mount Isa | 400 | Online |
| Rockhampton | 300 | Online |
| Roma | 566 | Online |
| Toowoomba | 577 | Online |
| Toowoomba | 588 | Online |
| Townsville | 521 | Online |

**Information correct as of 1600 hrs, 16.06.2024.*

Emergency Management

Major Events
 and Exercises

| Event | Start | Finish | Deployed Resources | Detail |
|-------|-------|--------|--------------------|--------|
| Nil | - | - | - | - |

| QAS Staff Deployment | Incident | No. of staff actively deployed | Total deployed since commencement of incident | Authority to deploy | NOTES |
|----------------------|----------|--------------------------------|---|---------------------|-------|
| | Nil | - | - | - | - |

| Coordination | Area | QAS/Health State | QAS/Health Regional | QFES Regional | SDCG/SOC | DDMG | LDMG |
|--------------|--------------|------------------|---------------------|---------------|----------|------|---|
| | Stand Up | QAS SOCC | - | - | - | - | - |
| | Lean Forward | - | - | - | - | - | <ul style="list-style-type: none"> Wujal Wujal |

| Incidents Involving QAS Resources on Standby | | | | | | |
|---|----------|-------|--------|--------------------|--------|--|
| Incident | Location | Start | Finish | Deployed Resources | Detail | |
| Nil | - | - | - | - | - | |
| <ul style="list-style-type: none"> Weather intelligence from the Bureau of Meteorology (BoM) has been reviewed, with no significant weather impacts expected over the next several days. | | | | | | |

| | |
|-------------------------|---|
| Critical Infrastructure | <ul style="list-style-type: none"> Nil reported. |
|-------------------------|---|

Staff Welfare

| Duress Alarm Activations | Incident Number | Date | Location | Detail | Outcomes/Follow up required? |
|--------------------------|-----------------|------|----------|--------|------------------------------|
| | Nil | - | - | - | - |

Operational Staff Fatigue Notifications 16.06.2024 0400 hrs – 16.06.2024 1600 hrs

Fatigue Score Reporting

| Regions | No. Officers recording a medium fatigue score | No. Officers recording high fatigue score | Actioned |
|----------------------------|---|---|---|
| Far Northern | 0 | 0 | - |
| Northern | 0 | 0 | - |
| Central | 0 | 0 | - |
| Darling Downs & South West | 0 | 0 | - |
| Sunshine Coast & Wide Bay | 1 | 0 | 1 x Region Notification Generated |
| Metro North | 0 | 0 | - |
| Metro South | 1 | 1 | 2 x Region Notification Generated |
| Gold Coast | 0 | 0 | - |
| State OpCen | 0 | 0 | - |
| Total | 2 | 1 | 3 x Region Notifications Generated |

Workplace Health and Safety Incidents

| Incident Number | Date | Location | Details | Outcomes/Follow up required? |
|-----------------|------|----------|---------|------------------------------|
| Nil | - | - | - | - |

COVID-19 PANDEMIC

Emerging COVID-19 Intelligence

- Nil identified.

PPE Incidents

| Incident Number | Region | Type | Officers Involved | Notification | Outcomes/Issues/Follow up required? |
|-----------------|--------|------|-------------------|--------------|-------------------------------------|
| Nil | - | - | - | - | - |

Total
number of
diagnosed
COVID-19
positive
infections

| Region | Number of staff currently diagnosed COVID-19 positive | Cumulative number of diagnosed COVID-19 positive infections |
|---------------------------------------|---|---|
| Central | 2 | 625 |
| Operations Centre | 0 | 47 |
| Frontline Operational | 2 | 559 |
| Public Service & Central Office | 0 | 19 |
| Darling Downs & South West | 0 | 523 |
| Operations Centre | 0 | 46 |
| Frontline Operational | 0 | 462 |
| Public Service & Central Office | 0 | 15 |
| Far Northern | 2 | 434 |
| Operations Centre | 0 | 62 |
| Frontline Operational | 2 | 353 |
| Public Service & Central Office | 0 | 19 |
| Gold Coast | 5 | 653 |
| Operations Centre | 0 | 98 |
| Frontline Operational | 5 | 534 |
| Public Service & Central Office | 0 | 21 |
| Health Contact Centre | 1 | 322 |
| Metro North | 5 | 908 |
| Frontline Operational | 5 | 885 |
| Public Service & Central Office | 0 | 23 |
| Metro South | 6 | 1,349 |

| | | |
|--|-----------|--------------|
| Frontline Operational | 6 | 1,320 |
| Public Service & Central Office | 0 | 29 |
| Northern | 2 | 522 |
| Operations Centre | 0 | 59 |
| Frontline Operational | 2 | 442 |
| Public Service & Central Office | 0 | 21 |
| QASEC | 0 | 70 |
| State Headquarters | 0 | 380 |
| Frontline Operational | 0 | 112 |
| Public Service & Central Office | 0 | 268 |
| Brisbane Operations Centre | 2 | 262 |
| Sunshine Coast & Wide Bay | 3 | 973 |
| Operations Centre | 1 | 75 |
| Frontline Operational | 2 | 871 |
| Public Service & Central Office | 0 | 27 |
| Operations Centre Total | 3 | 649 |
| Frontline Operational Total | 24 | 5,538 |
| Public Service & Central Office Total | 0 | 442 |
| QASEC Total | 0 | 70 |
| HCC Total | 1 | 322 |
| QAS Total | 28 | 7,021 |
| University Students | 0 | 74 |

**Data available only for university students diagnosed COVID-19 positive during university placement.*

State Operations Coordination Centre Situation Report

| Reporting Date | Reporting Time | Reporting Period | Report Reference |
|----------------|----------------|------------------|----------------------|
| 17.06.2024 | 0500 hrs | 1700-0500 hrs | NS REPORT 16.06.2024 |

Data Integrity (0500 hrs report only)

Integrity

| Check | Status | Assessment |
|--|--------------------------------|---|
| Database load: | Data for yesterday is complete | Status should be highlighted green & indicate 'Data for yesterday is complete'. |
| (Cube) QACIR - Percentiles LASN was last built at: | 17/06/2024 3:05:50 AM | Status should be highlighted green & indicate date/time that is this morning. |
| Latest data contained in (Cube) QACIR - Percentiles LASN is: | 16/06/2024 | Status should be highlighted green & indicate yesterday's date. |

Service Demand

Number of Triple Zero Calls



| Day | Date | TSV | ROK | TWB | MAR | BNE | SPT | CNS | TOTAL |
|--------|------------|-----|-----|-----|-----|-------|-----|-----|-------|
| Sunday | 16.06.2024 | 252 | 232 | 180 | 411 | 1,050 | 635 | 205 | 2,965 |

| Day | Date | Daily June 2024 Average | Daily June 2023 Average | Difference (Increase/Decrease) |
|--------|------------|-------------------------|-------------------------|--------------------------------|
| Sunday | 16.06.2024 | 3,218 | 3,225 | ▼ 7 |

| | |
|----------------------------------|--|
| Operations Centre Reports | <ul style="list-style-type: none"> Nil issues identified on review of OpCen briefs. |
|----------------------------------|--|

| | | | | | | | | | | |
|-------------------------|------------|-------------|------------|------------|------------|------------|------------|------------|------------|--------------|
| Grade of Service | Day | Date | TSV | ROK | TWB | MAR | BNE | SPT | CNS | TOTAL |
| | Sunday | 16.06.2024 | 91.0% | 92.8% | 95.6% | 95.2% | 94.3% | 92.7% | 96.6% | 93.9% |

Total incidents and responses for the day

| | Date | Total | Total Comparative for same time last year | Difference (increase/decrease) |
|------------------------------|---------------------------|-------|---|--|
| Code 1 Incidents | 16.06.2024 until 0000 hrs | 1,491 | | |
| | 17.06.2024 until 0500 hrs | 157 | | |
| Responses – Codes 1-4 | 16.06.2024 until 0000 hrs | 3,511 | 3,510 |  1 |
| | 17.06.2024 until 0500 hrs | 307 | 365 |  58 |

- The iROAM Code 1 Analysis at midnight appears to be in line with recent operational demand.

| Pending incidents | Time | Number of incidents |
|--------------------------|-------------|----------------------------|
| Highest pending queue | 0005 hrs | 72 |
| Lowest pending queue | 1737 hrs | 29 |
| At time of report | 0500 hrs | 36 |

Level Three
Hospital
Escalations

| Region | Hospital | Time On | Time Off |
|----------------------------|--------------------------------|----------|----------|
| Sunshine Coast & Wide Bay | Hervey Bay Hospital | 1628 hrs | 1742 hrs |
| | | 0040 hrs | 0118 hrs |
| | Bundaberg Base Hospital | 1745 hrs | 2347 hrs |
| Metro South | Ipswich General Hospital | 1216 hrs | - |
| | Queen Elizabeth II Hospital | 1645 hrs | 0217 hrs |
| | Logan Community Hospital | 1600 hrs | - |
| | Mater Adults Hospital | 1728 hrs | 2000 hrs |
| | | 2337 hrs | 0447 hrs |
| | Redland Hospital | 1930 hrs | 0102 hrs |
| | Princess Alexandra Hospital | 2038 hrs | 2258 hrs |
| Gold Coast | Gold Coast University Hospital | 2108 hrs | 0309 hrs |
| Darling Downs & South West | Toowoomba Base Hospital | 0119 hrs | - |

**Tier 3
Declarations**

- Rockhampton Hospital – Continuation since 1600 hrs, 08.06.2024
- Mackay Base Hospital – Continuation since 0630 hrs, 10.06.2024
- Hervey Bay Hospital – Continuation since 0819 hrs, 10.06.2024
- Caboolture Hospital – Continuation since 0700 hrs, 14.06.2024.
- Gladstone District Hospital – Continuation since 1400 hrs, 15.06.2024

**Distribution
Exceptions**

- Nil identified.

QAS Escalations

**Region
Escalations**

| Region | Level | Time On | Time Off |
|--------|-------|---------|----------|
| Nil | - | - | - |

**SEQ
Escalations**

| Region | Level | Time On | Time Off |
|-----------------------|----------------|----------------------|---------------------------|
| South East Queensland | EXTREME | 0933 hrs, 11.06.2024 | Ongoing at time of report |

| Incident Number | Date | Time of call | Response time | Location | Detail | COSE notification sent | Outcomes/ Follow up required? |
|-----------------|------------|--------------|---------------|-----------------------------------|--|------------------------|--|
| 19349292 | 16.06.2024 | 0807 hrs | 1 hr 55 mins | South Coral Sea Central Region | <p align="center">Capsized Vessel</p> <p align="center">Ongoing from day shift report</p> <p>RSQ Bundaberg HELO Rescue 522, responded to reports of a distress beacon activation for an 11-metre vessel that had capsized.</p> <p>Vessel located approximately 40 nautical miles Northeast of Bundaberg.</p> <p>Two patients, a 62-year-old male and a 27-year-old male, were located and winched to safety, presenting with minor injuries, and were transported to Bundaberg Base Hospital in stable conditions.</p> <p>A third person initially unaccounted for – QPS later reported that water police recovered the body of a 65-year-old male in the water yesterday afternoon.</p> | Yes | Nil |
| 19351244 | 16.06.2024 | 1809 hrs | 7 mins | Woodridge Metro South Region | <p align="center">Fatal House Fire</p> <p>ICEMS request for a house fire with reports of a disabled person inside.</p> <p>QFES and QPS were initial agencies on scene and confirmed 2 persons inside.</p> | Yes. | <p>Commercial media on scene.</p> <p>Supervisor conducted Operation debrief.</p> |

Incidents of Significance

| | | | | | | | | |
|----------|------------|----------|--------|------------------------------------|---|--|---|-------------------------|
| | | | | | | <p>Female patient in late 70's was extricated by QFES unconscious and not Breathing. Paramedics commenced resuscitation efforts with the patient subsequently being declared Life Extinct and left in the care of QPS.</p> <p>2nd patient, an adult male was located deceased in the residence by QFES. Nil resuscitative measures commenced.</p> | | Priority One activated. |
| 19352397 | 17.06.2024 | 0116 hrs | 9 mins | Burpengary East Metro North Region | <p>High Mechanism RTC</p> <p>QAS called to a single vehicle high mechanism RTC into a power pole. Two patients identified on QAS arrival Patient 1: Irrelevant male, passenger, transported in a serious condition with CCP and HARU escort to the Royal Brisbane & Women's Hospital. Patient 2: Irrelevant female, driver, transported with minor injuries in a stable condition also to the Royal Brisbane & Women's Hospital.</p> | No | - | |

Reporting Period

1700 hrs 16.06.2024 – 0500 hrs 17.06.2024

Case Surveillance

| Incident Number | Date | Time of call | Response time | Priority | Location | Details | Incident Outcome | Case Status |
|-----------------|------------|--------------|---------------|----------|-------------------------------|---|---|-------------|
| 19351515 | 16.06.2024 | 1929 hrs | - | 1B | Irrelevant Metro South Region | <p>Staging For Mental Health Case</p> <p>Call received from Irrelevant patient (not on scene) after patient sent concerning text messages which may be interpreted as patient Irrelevant. Patient alone and case coded as a 1B response.</p> | <p>SOCC engaged Metro South OS, MHLC, Southport OCS, and CHUB Team Leader.</p> <p>All positions acknowledge</p> | Pending |

| | | | | | | | | |
|--|--|--|--|--|--|--|--|--|
| | | | | | | <p>Patient unaware of QAS case and has previously required QPS restraint and QAS sedation for high levels of agitation, is likely under the influence of methamphetamines, and is expressing hostility towards healthcare workers.</p> <p>Two QAS units staged for this case during the night for multiple hours however QPS advised of extensive delays due to their own caseload and unlikely to get a QPS response to assist until their dayshift commences.</p> <p>Metro South OS aware of case and engaged with QPS DDO who advised the same.</p> | <p>patient requires assessment.</p> <p>Given QPS delays and amount of other pending cases in Region decision made, MHLC and Southport OCS to place case on Hold until such time as QPS have response capacity to attend with QAS at which point the case will be placed back in the WIQ as a 1B response. MHLC continuing callbacks to patient but UTC at this time.</p> | |
|--|--|--|--|--|--|--|--|--|

Retrieval Services Queensland

| RSQ Rotary Asset Availability | Location | Asset Number | Status |
|-------------------------------|-------------|--------------|--------|
| | Brisbane | 500 | Online |
| | Brisbane | 533 | Online |
| | Bundaberg | 522 | Online |
| | Cairns | 510 | Online |
| | Horn Island | 700 | Online |
| | Horn Island | 701 | Online |
| | Mackay | 412 | Online |
| | Mackay | 422 | Online |

| | | |
|--------------|-----|---------|
| Maroochydore | 511 | Offline |
| Mount Isa | 400 | Online |
| Rockhampton | 300 | Online |
| Roma | 566 | Online |
| Toowoomba | 577 | Online |
| Toowoomba | 588 | Online |
| Townsville | 521 | Online |

**Information correct as of 0400 hrs, 17.06.2024.*

Emergency Management

| Major Events and Exercises | Event | Start | Finish | Deployed Resources | Detail |
|----------------------------|-------|-------|--------|--------------------|--------|
| | Nil | - | - | - | - |

| QAS Staff Deployment | Incident | No. of staff actively deployed | Total deployed since commencement of incident | Authority to deploy | NOTES |
|----------------------|----------|--------------------------------|---|---------------------|-------|
| | Nil | - | - | - | - |

| Area | QAS/Health State | QAS/Health Regional | QFES Regional | SDCG/SOC | DDMG | LDMG |
|--------------|------------------|---------------------|---------------|----------|------|-------------|
| Coordination | Stand Up | - | - | - | - | - |
| | Lean Forward | - | - | - | - | Wujal Wujal |

| Incidents Involving QAS Resources on Standby | | | | | | |
|--|----------|-------|--------|--------------------|--------|--|
| Incident | Location | Start | Finish | Deployed Resources | Detail | |
| Nil | - | - | - | - | - | |

- Weather intelligence from the Bureau of Meteorology (BoM) has been reviewed, with no significant weather impacts expected over the next several days.
- Metro North Region – Bushfire Smoke Hazard Warning**
Queensland Rural Fire Service are undertaking hazard reduction burning across Metro North commencing today, Monday 17 June. These burns are occurring at Mount Nebo, Caboolture aerodrome and may also include Boondall.
Burning at Mount Nebo will occur today and Tuesday. Westerly winds will cause smoke to blow across the Metro North region and is expected to impact Brisbane. Overnight smoke ventilation and moisture will be poor which means the smoke will not clear and will continue to sit over the region overnight and into early morning but should clear during the day.
On Wednesday there is also expected to be high amounts of smoke in the Metro North region due to aerial burnings around Mt Nebo. Metro North HHS communications will undertake community messaging via social media platforms from today, 17 June 2024 in line with Queensland Rural Fire Service messaging.

| | |
|-------------------------|---|
| Critical Infrastructure | <ul style="list-style-type: none"> Nil identified. |
|-------------------------|---|

Staff Welfare

Duress Alarm
Activations

| Incident Number | Date | Location | Detail | Outcomes/Follow up required? |
|-----------------|------|----------|--------|------------------------------|
| Nil | - | - | - | - |

Fatigue Score
Reporting

| Operational Staff Fatigue Notifications 16.06.2024 1600 hrs – 17.06.2024 0400 hrs | | | |
|---|---|---|---|
| Regions | No. Officers recording fatigue score Medium | No. Officers recording fatigue score High | Actioned |
| Far Northern | 0 | 0 | - |
| Northern | 1 | 0 | 1 x Region Notification Generated |
| Central | 0 | 0 | - |
| Darling Downs & South West | 0 | 0 | - |
| Sunshine Coast & Wide Bay | 1 | 0 | 1 x Region Notification Generated |
| Metro North | 0 | 1 | 1 x Region Notification Generated |
| Metro South | 0 | 0 | - |
| Gold Coast | 0 | 0 | - |
| State OpCen | 0 | 0 | - |
| Total | 2 | 1 | 3 x Region Notifications Generated |

Workplace
Health and
Safety
Incidents

| Incident Number | Date | Location | Detail | Outcomes/Follow up required? |
|-----------------|------|----------|--------|------------------------------|
| Nil | - | - | - | - |

COVID-19 PANDEMIC

Emerging
COVID-19
Intelligence

- Nil identified.

PPE Incidents

| Incident Number | Region | Type | Officers Involved | Notification | Outcomes/Issues/Follow up required? |
|-----------------|--------|------|-------------------|--------------|-------------------------------------|
| Nil | - | - | - | - | - |

Total number
of diagnosed
COVID-19
positive
infections

| Region | Number of staff currently diagnosed COVID-19 positive | Cumulative number of diagnosed COVID-19 positive infections |
|---------------------------------------|---|---|
| Central | 1 | 625 |
| Operations Centre | 0 | 47 |
| Frontline Operational | 1 | 559 |
| Public Service & Central Office | 0 | 19 |
| Darling Downs & South West | 0 | 523 |
| Operations Centre | 0 | 46 |
| Frontline Operational | 0 | 462 |
| Public Service & Central Office | 0 | 15 |
| Far Northern | 2 | 434 |
| Operations Centre | 0 | 62 |
| Frontline Operational | 2 | 353 |
| Public Service & Central Office | 0 | 19 |
| Gold Coast | 5 | 653 |
| Operations Centre | 0 | 98 |
| Frontline Operational | 5 | 534 |
| Public Service & Central Office | 0 | 21 |
| Health Contact Centre | 1 | 322 |
| Metro North | 4 | 908 |
| Frontline Operational | 4 | 885 |
| Public Service & Central Office | 0 | 23 |
| Metro South | 6 | 1,350 |
| Frontline Operational | 6 | 1,321 |
| Public Service & Central Office | 0 | 29 |
| Northern | 2 | 522 |
| Operations Centre | 0 | 59 |
| Frontline Operational | 2 | 442 |

| | | |
|--|-----------|--------------|
| Public Service & Central Office | | 21 |
| QASEC | 0 | 70 |
| State Headquarters | 0 | 380 |
| Frontline Operational | 0 | 112 |
| Public Service & Central Office | 0 | 268 |
| SEQ Operations Centre | 2 | 262 |
| Sunshine Coast & Wide Bay | 1 | 973 |
| Operations Centre | 0 | 75 |
| Frontline Operational | 1 | 871 |
| Public Service & Central Office | 0 | 27 |
| Operations Centre Total | 2 | 649 |
| Frontline Operational Total | 21 | 5,539 |
| Public Service & Central Office Total | 0 | 442 |
| QASEC Total | 0 | 70 |
| HCC Total | 1 | 322 |
| QAS Total | 24 | 7,022 |
| University Students | 0 | 74 |

**Data available only for university students diagnosed COVID-19 positive during university placement.*

State Operations Coordination Centre Situation Report

| Reporting Date | Reporting Time | Reporting Period | Report Reference |
|----------------|----------------|------------------|----------------------|
| 17.06.2024 | 1700 hrs | 0500-1700 hrs | DS REPORT 17.06.2024 |

Service Demand

| Incidents and Responses Trending | Total incidents and responses for the day | Date | Total | Total Comparative for same time last year | Difference (increase/decrease) |
|----------------------------------|---|---------------------------|-------|---|--------------------------------|
| | Code 1 Incidents | 17.06.2024 until 1700 hrs | 1,187 | N/A | N/A |
| | Responses – Codes 1-4 | 17.06.2024 until 1700 hrs | 3,264 | 3,282 | ▼ 18 |
| | | | | | |

| Pending Incidents | Pending incidents | Time | Number of incidents |
|-------------------|-----------------------|----------|---------------------|
| | Highest pending queue | 1059 hrs | 122 |
| | Lowest pending queue | 0726 hrs | 33 |
| | At time of report | 1700 hrs | 87 |

Level Three
Hospital
Escalations

| Region | Hospital | Time On | Time Off |
|------------------------------|-------------------------------------|---------------------|----------|
| Far Northern | Cairns Base Hospital | 1035 hrs | 1400 hrs |
| | | 1559 hrs | - |
| Central | Mackay Base Hospital | 1215 hrs | 1325 hrs |
| | | 1520 hrs | 1655 hrs |
| | Rockhampton Hospital | 1310 hrs | 1530 hrs |
| Sunshine Coast & Wide Bay | Hervey Bay Hospital | 0532 hrs | 0900 hrs |
| | Gympie General Hospital | 1210 hrs | 1610 hrs |
| Metro North | Royal Brisbane and Women's Hospital | 1315 hrs | 1517 hrs |
| | Redcliffe District Hospital | 1548 hrs | - |
| Metro South | Logan Community Hospital | 1600 hrs 16.06.2024 | - |
| | Queen Elizabeth II Hospital | 0550 hrs | 0725 hrs |
| | | 1015 hrs | - |
| | Redland Local Hospital | 0840 hrs | - |
| | Princess Alexandra Hospital | 0908 hrs | - |
| | Ipswich General Hospital | 1555 hrs | - |
| | Mater Adults Hospital | 1610 hrs | - |
| Gold Coast | Gold Coast University Hospital | 1115 hrs | - |
| | Gold Coast Hospital Robina | 1525 hrs | 1615 hrs |
| Darling Downs and South West | Toowoomba Base Hospital | 0119 hrs 16.06.2024 | - |

**Tier 3
Declarations**

- Metro South HHS – Activation at 0830 hrs, 17.06.2024
 - o The Princess Alexandra Hospital – Activation since 0830 hrs, 17.06.2024
 - o Logan Community Hospital – Activation since 0830 hrs, 17.06.2024
- Queen Elizabeth Hospital – Activation since 0830 hrs, 17.06.2024
- Redland’s Hospital – Activation since 0830 hrs, 17.06.2024
- Gold Coast University Hospital – Activation since 0800 hrs, 17.06.2024
- Gold Coast Robina Hospital - Activation since 0800 hrs, 17.06.2024
- Mount Isa Base Hospital – Activation at 1138 hrs, 17.06.2024
- Mackay Base Hospital – Continuation since 1530 hrs, 15.06.2024.
- Hervey Bay Hospital – Continuation since 0819 hrs, 10.06.2024
- Bundaberg Hospital – Continuation since 0738 hrs, 15.06.2024
- Gladstone District Hospital – Continuation since 1900 hrs, 12.06.2024
- Ipswich General Hospital – Continuation since 2100 hrs, 16.06.2024
- The Prince Charles Hospital – Continuation since 2150 hrs, 16.06.2024
- Caboolture Hospital – Continuation since 1700 hrs, 14.06.2024
- Rockhampton Hospital – Activation since 1600 hrs, 08.06.2024. Deactivation at 0900 hrs, 17.06.2024
- Townsville University Hospital – Activation since 0500 hrs, 17.06.2024. Deactivation at 1130 hrs, 17.06.2024.

**Distribution
Exceptions**

- Nil reported.

QAS Escalations

**Region
Escalations**

| Region | Level | Time On | Time Off |
|--------|-------|---------|----------|
| Nil | - | - | - |

**SEQ
Escalations**

| Region | Level | Time On | Time Off |
|-----------------------|----------------|----------------------|---------------------------|
| South East Queensland | EXTREME | 0933 hrs, 11.06.2024 | Ongoing at time of report |

| Incident Number | Date | Time of call | Response time | Location | Detail | COSE notification sent | Outcomes/ Follow up required? |
|-----------------|------------|--------------|---------------|---|--|------------------------|--|
| 19353493 | 17.06.2024 | 0849 hrs | 37 mins | Durong Darling Downs & South West | <p>RTC</p> <p>QAS attended a two vehicle road traffic incident and located two patients, with one patient reported to be unconscious.</p> <p>QAS located two patients on arrival. Patient one, a Irrelevant male, self-extricated from the vehicle with minor injuries. Patient two, a female in her Irrelevant an altered level of consciousness. The female patient was intubated on the scene and transported to the Princess Alexandra Hospital in a critical condition by Helicopter.</p> | No | - |
| 19354173 | 17.06.2024 | 1052 hrs | 25 mins | Jimbour East Darling Downs & South West | <p>RTC – Multiple Deceased Patients</p> <p>QAS called to a two vehicle road traffic incident with initial reports of four patients with multiple critical injuries and possibly deceased persons.</p> <p>On QAS arrival, confirmed two vehicles involved, high impact. A total of five patients identified.</p> <p>Vehicle one had four patients;</p> <ul style="list-style-type: none"> - 1 x Irrelevant unable to determine gender, deceased on QAS arrival - 1 x approximately Irrelevant male deceased on QAS arrival | Yes | <p>Peer Support Services activated</p> <p>Incident generating media interest</p> |

Incidents of Significance

| | | | | | | | |
|----------|------------|----------|---------|--|---|-----|---------------------------------|
| | | | | | <p>RTI 6496/24 - 1 x Irrelevant male unconscious, QAS commenced resuscitation however later declared deceased at the scene</p> <p>- 1 x approximately Irrelevant female sustained chest, abdominal and arm injuries and transported by HELO to Royal Brisbane & Women's Hospital in a critical condition.</p> <p>Vehicle two had one adult patient with back pain and transported to Dalby Hospital in a stable condition.</p> | | |
| 19355621 | 17.06.2024 | 1533 hrs | 15 mins | <p>Strathpine Metro North Region</p> | <p>Train vs Pedestrian Fatality</p> <p>QAS called to a Irrelevant male located at the Bray Park train station, who reportedly jumped in front of the passenger train, presenting with multiple significant injuries incompatible with life.</p> <p>QAS assessed two Train driver's and three first hand witnesses following the incident with nil transport required.</p> <p>Occupants of the train will be provided support services upon disembarkation as the train line was closed following the incident.</p> | Yes | Peer Support Services activated |

Operations Centre Reports

- The SOCC enacted the Statewide Urgent disconnect at 0820 hrs 17.06.2024, and escalated to the Statewide Emergency Rule at 1022 hrs 17.06.2024, which remains in place at time of report.

RSQ Rotary
 Asset
 Availability

| Location | Asset Number | Status |
|--------------|--------------|--------|
| Brisbane | 500 | Online |
| Brisbane | 533 | Online |
| Bundaberg | 522 | Online |
| Cairns | 510 | Online |
| Horn Island | 700 | Online |
| Horn Island | 701 | Online |
| Mackay | 412 | Online |
| Mackay | 422 | Online |
| Maroochydore | 511 | Online |
| Mount Isa | 400 | Online |
| Rockhampton | 300 | Online |
| Roma | 566 | Online |
| Toowoomba | 577 | Online |
| Toowoomba | 588 | Online |
| Townsville | 521 | Online |

**Information correct as of 1600 hrs, 17.06.2024.*

Emergency Management

Major Events
 and Exercises

| Event | Start | Finish | Deployed Resources | Detail |
|-------|-------|--------|--------------------|--------|
| Nil | - | - | - | - |

QAS Staff Deployment

| Incident | No. of staff actively deployed | Total deployed since commencement of incident | Authority to deploy | NOTES |
|----------|--------------------------------|---|---------------------|-------|
| Nil | - | - | - | - |

Coordination

| Area | QAS/Health State | QAS/Health Regional | QFES Regional | SDCG/SOC | DDMG | LDMG |
|--------------|------------------|---------------------|---------------|----------|------|---|
| Stand Up | QAS SOCC | - | - | - | - | - |
| Lean Forward | - | - | - | - | - | <ul style="list-style-type: none"> Wujal Wujal |

Environmental Impacts

| Incidents Involving QAS Resources on Standby | | | | | |
|--|----------|-------|--------|--------------------|--------|
| Incident | Location | Start | Finish | Deployed Resources | Detail |
| Nil | - | - | - | - | - |

- Weather intelligence from the Bureau of Meteorology (BoM) has been reviewed, with no significant weather impacts expected over the next several days.
- Metro North Region – Bushfire Smoke Hazard Warning**
Queensland Rural Fire Service are undertaking hazard reduction burning across Metro North commencing today, Monday 17 June. These burns are occurring at Mount Nebo, Caboolture aerodrome and may also include Boondall.
Burning at Mount Nebo will occur today and Tuesday. Westerly winds will cause smoke to blow across the Metro North region and is expected to impact Brisbane. Overnight smoke ventilation and moisture will be poor which means the smoke will not clear and will continue to sit over the region overnight and into early morning but should clear during the day.
On Wednesday there is also expected to be high amounts of smoke in the Metro North region due to aerial burnings around Mt Nebo.
Metro North HHS communications will undertake community messaging via social media platforms from today, 17 June 2024 in line with Queensland Rural Fire Service messaging.

Critical Infrastructure

- **ICT Major Incident Notification - Cairns OpCen - Far Northern Region - Radio Disruption - Restored**
At 1152 hrs 17.06.2024, Cairns OpCen reported they are unable to communicate with crews in the Innisfail, South Johnstone and Mission Beach area via radio channels V23, V24, V25, V26 and V32. Crews in these areas are still able to communicate locally with each other, but not with the Cairns OpCen. RES have identified the fault and are working to remediate the issue. Mobile phones and SAT PTT are operational and being utilised as a workaround and will look to activate back up channels with the OpCen in the interim to maintain communications. **Restored:** RES Cairns have been able to rectify the fault and switched all impacted channels back onto the primary path with nil further reports of instability.

Staff Welfare

Duress Alarm Activations

| Incident Number | Date | Location | Detail | Outcomes/Follow up required? |
|-----------------|------|----------|--------|------------------------------|
| Nil | - | - | - | - |

Fatigue Score Reporting

Operational Staff Fatigue Notifications 17.06.2024 0400 hrs – 17.06.2024 1600 hrs

| Regions | No. Officers recording a medium fatigue score | No. Officers recording high fatigue score | Actioned |
|----------------------------|---|---|--|
| Far Northern | 1 | 0 | 1 x Region Notification Generated |
| Northern | 0 | 0 | - |
| Central | 0 | 0 | - |
| Darling Downs & South West | 0 | 0 | - |
| Sunshine Coast & Wide Bay | 0 | 0 | - |
| Metro North | 0 | 0 | - |
| Metro South | 0 | 0 | - |
| Gold Coast | 0 | 0 | - |
| State OpCen | 0 | 0 | - |
| Total | 1 | 0 | 1 x Region Notification Generated |

Workplace Health and Safety Incidents

| Incident Number | Date | Location | Details | Outcomes/Follow up required? |
|-----------------|------|----------|---------|------------------------------|
| Nil | - | - | - | - |

COVID-19 PANDEMIC

Emerging COVID-19 Intelligence

- Nil identified.

PPE Incidents

| Incident Number | Region | Type | Officers Involved | Notification | Outcomes/Issues/Follow up required? |
|-----------------|--------|------|-------------------|--------------|-------------------------------------|
| Nil | - | - | - | - | - |

Total number of diagnosed COVID-19 positive infections

| Region | Number of staff currently diagnosed COVID-19 positive | Cumulative number of diagnosed COVID-19 positive infections |
|---------------------------------------|---|---|
| Central | 3 | 627 |
| Operations Centre | 0 | 47 |
| Frontline Operational | 3 | 561 |
| Public Service & Central Office | 0 | 19 |
| Darling Downs & South West | 1 | 524 |
| Operations Centre | 1 | 47 |
| Frontline Operational | 0 | 462 |
| Public Service & Central Office | 0 | 15 |
| Far Northern | 2 | 434 |
| Operations Centre | 0 | 62 |
| Frontline Operational | 2 | 353 |
| Public Service & Central Office | 0 | 19 |

| | | |
|--|----|-------|
| Gold Coast | 9 | 657 |
| Operations Centre | 1 | 99 |
| Frontline Operational | 8 | 537 |
| Public Service & Central Office | 0 | 21 |
| Health Contact Centre | 1 | 322 |
| Metro North | 6 | 910 |
| Frontline Operational | 6 | 887 |
| Public Service & Central Office | 0 | 23 |
| Metro South | 7 | 1,351 |
| Frontline Operational | 7 | 1,322 |
| Public Service & Central Office | 0 | 29 |
| Northern | 4 | 524 |
| Operations Centre | 1 | 60 |
| Frontline Operational | 3 | 443 |
| Public Service & Central Office | 0 | 21 |
| QASEC | 0 | 70 |
| State Headquarters | 0 | 380 |
| Frontline Operational | 0 | 112 |
| Public Service & Central Office | 0 | 268 |
| Brisbane Operations Centre | 2 | 262 |
| Sunshine Coast & Wide Bay | 6 | 978 |
| Operations Centre | 2 | 77 |
| Frontline Operational | 4 | 874 |
| Public Service & Central Office | 0 | 27 |
| Operations Centre Total | 7 | 654 |
| Frontline Operational Total | 33 | 5,551 |
| Public Service & Central Office Total | 0 | 442 |
| QASEC Total | 0 | 70 |
| HCC Total | 1 | 322 |
| QAS Total | 41 | 7,039 |

**Data available only for university students diagnosed COVID-19 positive during university placement.*

RTI Release

State Operations Coordination Centre Situation Report

| Reporting Date | Reporting Time | Reporting Period | Report Reference |
|----------------|----------------|------------------|----------------------|
| 18.06.2024 | 0500 hrs | 1700-0500 hrs | NS REPORT 17.06.2024 |

Data Integrity (0500 hrs report only)

Integrity

| Check | Status | Assessment |
|--|--------------------------------|---|
| Database load: | Data for yesterday is complete | Status should be highlighted green & indicate 'Data for yesterday is complete'. |
| (Cube) QACIR - Percentiles LASN was last built at: | 18/06/2024 3:06:00 AM | Status should be highlighted green & indicate date/time that is this morning. |
| Latest data contained in (Cube) QACIR - Percentiles LASN is: | 17/06/2024 | Status should be highlighted green & indicate yesterday's date. |

Service Demand



Number of Triple Zero Calls

| Day | Date | TSV | ROK | TWB | MAR | BNE | SPT | CNS | TOTAL |
|--------|------------|-----|-----|-----|-----|-------|-----|-----|-------|
| Monday | 17.06.2024 | 241 | 240 | 179 | 473 | 1,366 | 791 | 276 | 3,566 |

| Day | Date | Daily June 2024 Average | Daily June 2023 Average | Difference (Increase/Decrease) |
|--------|------------|-------------------------|-------------------------|--------------------------------|
| Monday | 17.06.2024 | 3,239 | 3,225 | ▲ 14 |

| | |
|----------------------------------|---|
| Operations Centre Reports | <ul style="list-style-type: none"> • Nil issues identified on review of OpCen briefs. • The <i>Statewide Emergency Rule</i> was enacted at 1022 hrs 17.06.2024 and remains in place at the time of this report. |
|----------------------------------|---|

| Grade of Service | <table border="1" style="width: 100%; text-align: center;"> <thead> <tr> <th>Day</th> <th>Date</th> <th>TSV</th> <th>ROK</th> <th>TWB</th> <th>MAR</th> <th>BNE</th> <th>SPT</th> <th>CNS</th> <th>TOTAL</th> </tr> </thead> <tbody> <tr> <td>Monday</td> <td>17.06.2024</td> <td>77.9%</td> <td>77.4%</td> <td>76.0%</td> <td>78.2%</td> <td>78.7%</td> <td>76.7%</td> <td>83.0%</td> <td>78.3%</td> </tr> </tbody> </table> | Day | Date | TSV | ROK | TWB | MAR | BNE | SPT | CNS | TOTAL | Monday | 17.06.2024 | 77.9% | 77.4% | 76.0% | 78.2% | 78.7% | 76.7% | 83.0% | 78.3% |
|-------------------------|---|-------|-------|-------|-------|-------|-------|-------|-------|-----|-------|--------|------------|-------|-------|-------|-------|-------|-------|-------|-------|
| Day | Date | TSV | ROK | TWB | MAR | BNE | SPT | CNS | TOTAL | | | | | | | | | | | | |
| Monday | 17.06.2024 | 77.9% | 77.4% | 76.0% | 78.2% | 78.7% | 76.7% | 83.0% | 78.3% | | | | | | | | | | | | |

| | | | | |
|---|--|-------|---|---|
| Incidents and Responses Trending | Total incidents and responses for the day | | | |
| | Date | Total | Total Comparative for same time last year | Difference (increase/decrease) |
| Code 1 Incidents | 17.06.2024 until 0000 hrs | 1,716 | | |
| | 18.06.2024 until 0500 hrs | 145 | | |
| Responses – Codes 1-4 | 17.06.2024 until 0000 hrs | 4,484 | 4,312 |  172 |
| | 18.06.2024 until 0500 hrs | 289 | 342 |  53 |
| | <ul style="list-style-type: none"> • <i>The iROAM Code 1 Analysis at midnight appears to be in line with recent operational demand.</i> | | | |

| | | | |
|--------------------------|-----------------------|----------|---------------------|
| Pending Incidents | Pending incidents | Time | Number of incidents |
| | Highest pending queue | 1901 hrs | 129 |
| | Lowest pending queue | 0457 hrs | 32 |
| | At time of report | 0500 hrs | 32 |

Level Three
Hospital
Escalations

| Region | Hospital | Time On | Time Off |
|---------------------------|-----------------------------------|---------------------|----------|
| Far Northern | Cairns Base Hospital | 1559 hrs | - |
| Sunshine Coast & Wide Bay | Gympie General Hospital | 1820 hrs | 2015 hrs |
| Metro North | Redcliffe District Hospital | 1548 hrs | 2113 hrs |
| | Royal Brisbane & Women's Hospital | 1737 hrs | 1835 hrs |
| | | 2000 hrs | 2305 hrs |
| | Caboolture Area Hospital | 1825 hrs | 2333 hrs |
| Metro South | Logan Community Hospital | 1600 hrs 16.06.2024 | - |
| | Queen Elizabeth II Hospital | 1015 hrs | - |
| | Redland Local Hospital | 0840 hrs | - |
| | Princess Alexandra Hospital | 0908 hrs | 0405 hrs |
| | Ipswich General Hospital | 1555 hrs | - |
| | Mater Adults Hospital | 1610 hrs | 0210 hrs |
| | Gatton Hospital | 1900 hrs | 2005 hrs |
| Gold Coast | Gold Coast University Hospital | 1115 hrs | 1710 hrs |
| | | 1905 hrs | 0005 hrs |
| | Gold Coast Hospital Robina | 2355 hrs | 0030 hrs |

| | | | |
|----------------------------|-------------------------|---------------------|---|
| Darling Downs & South West | Toowoomba Base Hospital | 0119 hrs 16.06.2024 | - |
|----------------------------|-------------------------|---------------------|---|

| | |
|--------------------------------|---|
| Tier 3 Declarations | <ul style="list-style-type: none"> • Metro South HHS – Continuation since 0830 hrs, 17.06.2024 <ul style="list-style-type: none"> ○ The Princess Alexandra Hospital – Continuation since 0830 hrs, 17.06.2024 ○ Logan Community Hospital – Continuation since 0830 hrs, 17.06.2024 ○ Queen Elizabeth Hospital – Continuation since 0830 hrs, 17.06.2024 ○ Redland Hospital – Continuation since 0830 hrs, 17.06.2024 • Gold Coast University Hospital – Continuation since 0800 hrs, 17.06.2024 • Gold Coast Robina Hospital - Continuation since 0800 hrs, 17.06.2024 • Mount Isa Base Hospital – Continuation since 1138 hrs, 17.06.2024 • Mackay Base Hospital – Continuation since 1530 hrs, 15.06.2024 • Hervey Bay Hospital – Continuation since 0819 hrs, 10.06.2024 • Bundaberg Hospital – Continuation since 0738 hrs, 15.06.2024 • Gladstone District Hospital – Continuation since 1900 hrs, 12.06.2024 • Ipswich General Hospital – Continuation since 2100 hrs, 16.06.2024 • The Prince Charles Hospital – Continuation since 2150 hrs, 16.06.2024 • Caboolture Hospital – Continuation since 1700 hrs, 14.06.2024 • Townsville University Hospital – Continuation since 0500 hrs, 17.06.2024. |
|--------------------------------|---|

| | |
|------------------------------------|---|
| Distribution Exceptions | <ul style="list-style-type: none"> • Nil identified. |
|------------------------------------|---|

QAS Escalations

| | | | | |
|-------------------------------|--------|-------|---------|----------|
| Region Escalations | Region | Level | Time On | Time Off |
| | Nil | - | - | - |

SEQ
Escalations

| Region | Level | Time On | Time Off |
|-----------------------|----------------|----------------------|---------------------------|
| South East Queensland | EXTREME | 0933 hrs, 11.06.2024 | Ongoing at time of report |

Incidents of
Significance

| Incident Number | Date | Time of call | Response time | Location | Detail | COSE notification sent | Outcomes/ Follow up required? |
|-----------------|------------|--------------|---------------|-----------------------------|--|------------------------|-------------------------------|
| 19357735 | 18.06.2024 | 0245 hrs | 12 mins | Yatala Gold Coast Region | <p>WH&S Incident – Fatality</p> <p>QAS called to reports of a large industrial metal gate that fell on a 30 year old male at a workplace, incident was unwitnessed.</p> <p>Patient was found some time later by a colleague, unresponsive, cold and not breathing, still pinned under the gate. Unable to access patient to commence CPR.</p> <p>On QAS arrival, patient in cardiac arrest, also unable to lift gate off patient. Signal 4, nil resuscitative measures commenced.</p> <p>Scene left in the care of QPS.</p> | No | - |

Reporting Period
1700 hrs 17.06.2024 – 0500 hrs 18.06.2024

| Incident Number | Date | Time of call | Response time | Priority | Location | Details | Incident Outcome | Case Status |
|-----------------|------|--------------|---------------|----------|----------|---------|------------------|-------------|
| Nil | - | - | - | - | - | - | - | - |

Retrieval Services Queensland

| Location | Asset Number | Status |
|--------------|--------------|---------|
| Brisbane | 500 | Online |
| Brisbane | 533 | Online |
| Bundaberg | 522 | Online |
| Cairns | 510 | Online |
| Horn Island | 700 | Online |
| Horn Island | 701 | Online |
| Mackay | 412 | Online |
| Mackay | 422 | Online |
| Maroochydore | 511 | Online |
| Mount Isa | 400 | Online |
| Rockhampton | 300 | Online |
| Roma | 566 | Online |
| Toowoomba | 577 | Offline |
| Toowoomba | 588 | Offline |

RSQ Rotary
Asset
Availability

Townsville

Offline

**Information correct as of 0400 hrs, 18.06.2024.*

Emergency Management

Major Events and Exercises

| Event | Start | Finish | Deployed Resources | Detail |
|-------|-------|--------|--------------------|--------|
| Nil | - | - | - | - |

QAS Staff Deployment

| Incident | No. of staff actively deployed | Total deployed since commencement of incident | Authority to deploy | NOTES |
|----------|--------------------------------|---|---------------------|-------|
| Nil | - | - | - | - |

Coordination

| Area | QAS/Health State | QAS/Health Regional | QFES Regional | SDCG/SOC | DDMG | LDMG |
|--------------|------------------|---------------------|---------------|----------|------|-------------|
| Stand Up | QAS SOCC | - | - | - | - | - |
| Lean Forward | - | - | - | - | - | Wujal Wujal |

Incidents involving QAS Resources on Standby

| Incident | Location | Start | Finish | Deployed Resources | Detail |
|----------|----------|-------|--------|--------------------|--------|
| Nil | - | - | - | - | - |

Environmental Impacts

- Weather intelligence from the Bureau of Meteorology (BoM) has been reviewed, with no significant weather impacts expected over the next several days.
- **Metro North Region – Bushfire Smoke Hazard Warning**
Rural Fire Service (RFS) are continuing hazard reduction burning across almost 2,000 Hectares in Metro North which commenced yesterday, Monday 17 June and will run for several days this week. These burns are occurring at Mount Nebo, Caboolture aerodrome and may also include Boondall.
Burning at Mount Nebo will occur again today, Tuesday 18 June. Westerly winds will cause smoke to blow across the Metro North region and is expected to impact Brisbane. Overnight smoke ventilation and moisture will be poor which means the smoke will not clear and will continue to sit over the region overnight and into early morning but should clear during the day.
On Wednesday there is also expected to be high amounts of smoke in the Metro North region due to aerial burnings around Mt Nebo. Metro North HHS communications will continue undertaking community messaging via various social media platforms in line with Queensland Rural Fire Service messaging. All agencies are monitoring smoke modelling closely to ensure messaging is targeted.

Critical Infrastructure

- Nil issues identified.

Staff Welfare

| Duress Alarm Activations | Incident Number | Date | Location | Detail | Outcomes/Follow up required? |
|--------------------------|-----------------|------|----------|--------|------------------------------|
| | Nil | - | - | - | - |

Operational Staff Fatigue Notifications 17.06.2024 1600 hrs – 18.06.2024 0400 hrs

Fatigue Score Reporting

| Regions | No. Officers recording fatigue score Medium | No. Officers recording fatigue score High | Actioned |
|----------------------------|---|---|---|
| Far Northern | 0 | 1 | 1 x Region Notification Generated |
| Northern | 0 | 0 | - |
| Central | 0 | 0 | - |
| Darling Downs & South West | 0 | 0 | - |
| Sunshine Coast & Wide Bay | 1 | 0 | 1 x Region Notification Generated |
| Metro North | 0 | 0 | - |
| Metro South | 0 | 0 | - |
| Gold Coast | 0 | 0 | - |
| State OpCen | 0 | 0 | - |
| Total | 1 | 1 | 2 x Region Notifications Generated |

| Incident Number | Date | Location | Detail | Outcomes/Follow up required? |
|-----------------|------------|--|--|---|
| 19356009 | 17.06.2024 | Logan Central Metro South Region | <p style="text-align: center;">Assault of 2 x Officers</p> <p>QAS attended a private residence for reports of an unconscious male post overdose of potential prescribed and illicit substances.</p> <p>During the initial management the patient became rapidly aggressive and struck out at two paramedics - Punching one in the arm and one in the leg as they retreated from the patient.</p> <p>The patient continued to have a fluctuating level of consciousness and agitation.</p> <p>Patient was transported in a stable condition to Logan Community Hospital with QPS and CCP escort.</p> | <p>OS attended scene.</p> <p>Officers declined to press charges at this stage.</p> <p>Both officers denied injury and declined offer of assessment.</p> <p>Priority One Activated.</p> <p>OS reported that QPS advised this patient has safety flags against him in the QPS records.</p> <p>OS has notified the OICs of both officers for follow up.</p> <p>OS also notified Directors for Safety Flag to be placed against this address with the OpCen following QPS advice.</p> |
| 19355608 | 17.06.2024 | Douglas Northern Region | <p style="text-align: center;">Manual Tasking Incident</p> <p>Single officer was undertaking an interfacility transfer from Townsville University Hospital Medical Ward to Charters Towers Health Service.</p> <p>Whilst on the ward and attempting to bring a manual stretcher to full height it collapsed. The patient was fully restrained on the stretcher at time of incident.</p> <p>The patient sustained a head and shoulder strike.</p> | <p>The patient was immediately re-assessed by hospital staff. The transfer was cancelled until further imaging could be completed.</p> <p>The officer was transported to the Mater Private Hospital for assessment by the SOS. Officer is now on certified leave until the 21.06.2024 requiring medical clearance prior to returning to work.</p> <p>The stretcher has been quarantined for investigations by the Region.</p> |

Workplace
Health and
Safety
Incidents

| | | | | |
|--|--|--|--|---|
| | | | The officer sustained a laceration injury to their forearm attempting to cease the collapse. | Officer's OIC has been notified of the incident. QAS Fleet and Equipment Manager has also been notified. |
|--|--|--|--|---|

COVID-19 PANDEMIC

Emerging COVID-19 Intelligence

- Nil identified.

PPE Incidents

| Incident Number | Region | Type | Officers Involved | Notification | Outcomes/Issues/Follow up required? |
|-----------------|--------|------|-------------------|--------------|-------------------------------------|
| Nil | - | - | - | - | - |

Total number
of diagnosed
COVID-19
positive
infections

| Region | Number of staff currently diagnosed COVID-19 positive | Cumulative number of diagnosed COVID-19 positive infections |
|---------------------------------------|---|---|
| Central | 2 | 627 |
| Operations Centre | 0 | 47 |
| Frontline Operational | 2 | 561 |
| Public Service & Central Office | 0 | 19 |
| Darling Downs & South West | 1 | 524 |
| Operations Centre | 1 | 47 |
| Frontline Operational | 0 | 462 |
| Public Service & Central Office | 0 | 15 |
| Far Northern | 2 | 434 |
| Operations Centre | 0 | 62 |
| Frontline Operational | 2 | 353 |
| Public Service & Central Office | 0 | 19 |
| Gold Coast | 6 | 657 |
| Operations Centre | 1 | 99 |
| Frontline Operational | 5 | 537 |
| Public Service & Central Office | 0 | 21 |
| Health Contact Centre | 1 | 322 |
| Metro North | 6 | 910 |
| Frontline Operational | 6 | 887 |
| Public Service & Central Office | 0 | 23 |
| Metro South | 6 | 1,351 |
| Frontline Operational | 6 | 1,322 |
| Public Service & Central Office | 0 | 29 |
| Northern | 4 | 525 |
| Operations Centre | 1 | 60 |
| Frontline Operational | 3 | 444 |


| | | |
|--|-----------|--------------|
| Public Service & Central Office | | 21 |
| QASEC | 0 | 70 |
| State Headquarters | 0 | 380 |
| Frontline Operational | 0 | 112 |
| Public Service & Central Office | 0 | 268 |
| SEQ Operations Centre | 2 | 262 |
| Sunshine Coast & Wide Bay | 6 | 978 |
| Operations Centre | 2 | 77 |
| Frontline Operational | 4 | 874 |
| Public Service & Central Office | 0 | 27 |
| Operations Centre Total | 7 | 654 |
| Frontline Operational Total | 28 | 5,551 |
| Public Service & Central Office Total | 0 | 442 |
| QASEC Total | 0 | 70 |
| HCC Total | 1 | 322 |
| QAS Total | 36 | 7,039 |
| University Students | 0 | 74 |

**Data available only for university students diagnosed COVID-19 positive during university placement.*

State Operations Coordination Centre Situation Report

| Reporting Date | Reporting Time | Reporting Period | Report Reference |
|----------------|----------------|------------------|----------------------|
| 18.06.2024 | 1700 hrs | 0500-1700 hrs | DS REPORT 18.06.2024 |

Service Demand

| Incidents and Responses Trending | Total incidents and responses for the day | Date | Total | Total Comparative for same time last year | Difference (increase/decrease) |
|----------------------------------|---|---------------------------|-------|---|--|
| | Code 1 Incidents | 18.06.2024 until 1700 hrs | 1,135 | N/A | N/A |
| | Responses – Codes 1-4 | 18.06.2024 until 1700 hrs | 3,206 | 3,186 |  20 |

| Pending Incidents | Pending incidents | Time | Number of incidents |
|-------------------|-----------------------|----------|---------------------|
| | Highest pending queue | 1139 hrs | 100 |
| | Lowest pending queue | 0727 hrs | 10 |
| | At time of report | 1700 hrs | 56 |

Level Three
Hospital
Escalations

| Region | Hospital | Time On | Time Off |
|----------------------------|-------------------------------------|----------------------|----------|
| Far Northern | Cairns Base Hospital | 1559 hrs, 17.06.2024 | 0633 hrs |
| | | 1519 hrs | - |
| Central | Rockhampton Hospital | 1455 hrs | - |
| Sunshine Coast & Wide Bay | Gympie General Hospital | 0821 hrs | 1315 hrs |
| | | 1444 hrs | 1529 hrs |
| Metro North | Royal Brisbane and Women's Hospital | 1534 hrs | - |
| Metro South | Logan Community Hospital | 1600 hrs, 16.06.2024 | - |
| | Queen Elizabeth II Hospital | 1015 hrs, 17.06.2024 | 0656 hrs |
| | | 1007 hrs | - |
| | Redland Local Hospital | 0840 hrs, 17.06.2024 | 0709 hrs |
| | | 1007 hrs | 1040 hrs |
| | | 1316 hrs | - |
| | Ipswich General Hospital | 1555 hrs, 17.06.2024 | - |
| | Princess Alexandra Hospital | 1155 hrs | - |
| Mater Adults Hospital | 1355 hrs | - | |
| Gold Coast | Gold Coast Hospital Robina | 1100 hrs | - |
| | Gold Coast University Hospital | 1612 hrs | - |
| Darling Downs & South West | Toowoomba Base Hospital | 0119 hrs, 16.06.2024 | 0600 hrs |
| | | 0914 hrs | - |

**Tier 3
Declarations**

- **Metro South HHS** – Continuation since 0830 hrs, 17.06.2024
 - The Princess Alexandra Hospital – Continuation since 0830 hrs, 17.06.2024
 - Logan Community Hospital – Continuation since 0830 hrs, 17.06.2024
 - Queen Elizabeth Hospital – Continuation since 0830 hrs, 17.06.2024
 - Redland’s Hospital – Continuation since 0830 hrs, 17.06.2024
- **Metro North HHS** – Activation at 1635 hrs, 17.06.2024
 - Royal Brisbane Women’s Hospital – Activation at 1635 hrs, 17.06.2024
 - Caboolture Hospital – Continuation since 1700 hrs, 14.06.2024
 - The Prince Charles Hospital – Continuation since 2150 hrs, 16.06.2024
- Sunshine Coast University Hospital – Activation at 1215 hrs, 18.06.2024
- Cairns Base Hospital – Activation at 0800 hrs, 18.06.2024
- Gold Coast University Hospital – Continuation since 0800 hrs, 17.06.2024
- Gold Coast Robina Hospital - Continuation since 0800 hrs, 17.06.2024
- Mount Isa Base Hospital – Continuation since 1138 hrs, 17.06.2024. Deactivated at 0234 hrs, 18.06.2024
- Mackay Base Hospital – Continuation since 1530 hrs, 15.06.2024
- Hervey Bay Hospital – Continuation since 0819 hrs, 10.06.2024. Deactivated at 1458 hrs, 18.06.2024
- Bundaberg Hospital – Continuation since 0738 hrs, 15.06.2024
- Gladstone District Hospital – Continuation since 1900 hrs, 12.06.2024
- Ipswich General Hospital – Continuation since 2100 hrs, 16.06.2024
- Townsville University Hospital – Continuation since 0500 hrs, 17.06.2024.

**Distribution
Exceptions**

- Nil reported.

QAS Escalations

**Region
Escalations**

| Region | Level | Time On | Time Off |
|--------|-------|---------|----------|
| Nil | - | - | - |