

**Tier 3  
Declarations**

- Sunshine Coast University Hospital – Continuation since 0600 hrs, 25.06.2024
- Townsville University Hospital – Continuation since 2308 hrs, 22.06.2024
- Gold Coast University Hospital – Continuation since 0800 hrs, 17.06.2024
- Gold Coast Robina Hospital - Continuation since 0800 hrs, 17.06.2024
- Mackay Base Hospital – Continuation since 2020 hrs, 20.06.2024
- Toowoomba Base Hospital – Continuation since 0830hrs, 21.06.2024
- Rockhampton Hospital – Continuation since 1700 hrs, 22.06.2024
- Caboolture Hospital – Continuation since 1025 hrs, 23.06.2024
- The Prince Charles Hospital – Continuation since 1430 hrs, 23.06.2024.
- **Metro South HHS – Continuation since 0830 hrs, 24.06.2024**
  - Princess Alexandra Hospital – Continuation since 0830 hrs, 24.06.2024
  - Logan Community Hospital – Continuation since 0830 hrs, 24.06.2024
  - Queen Elizabeth II Hospital – Continuation since 0830 hrs, 24.06.2024
  - Redland Hospital – Continuation since 0830 hrs, 24.06.2024
  - Beaudesert Hospital – Continuation since 0830 hrs, 24.06.2024
- Ipswich General Hospital – Continuation since 0830 hrs, 26.06.2024.

**Distribution  
Exceptions**

- Nil identified.

**QAS Escalations**

**Region  
Escalations**

Region	Level	Time On	Time Off
Nil	-	-	-

**SEQ  
Escalations**

Region	Level	Time On	Time Off
South East Queensland	<b>EXTREME</b>	1815 hrs, 23.06.2024	Ongoing at time of report.

Incidents of Significance	Incident Number	Date	Time of call	Response time	Location	Detail	COSE notification sent	Outcomes/ Follow up required?
	Nil	-	-	-	-	-	-	-

Case Surveillance	Reporting Period 0500 hrs 26.06.2024 – 0500 hrs 27.06.2024								
	Incident Number	Date	Time of call	Response time	Priority	Location	Details	Incident Outcome	Case Status
	Nil	-	-	-	-	-	-	-	-

Retrieval Services Queensland

RTI Released

RSQ Rotary  
Asset  
Availability

Location	Asset Number	Status
Brisbane	500	Online
Brisbane	533	Online
Bundaberg	522	Online
Cairns	510	Online
Horn Island	700	Online
Horn Island	701	Online
Mackay	412	Online
Mackay	422	Online
Maroochydore	511	Online
Mount Isa	400	Online
Rockhampton	300	Online
Roma	566	Online
Toowoomba	577	Online
Toowoomba	588	Online
Townsville	521	Online

*\*Information correct as of 0400 hrs, 27.06.2024.*

Emergency Management

Major Events  
and Exercises

Event	Start	Finish	Deployed Resources	Detail
Nil	-	-	-	-

QAS Staff Deployment	Incident	No. of staff actively deployed	Total deployed since commencement of incident	Authority to deploy	NOTES
	Nil	-	-	-	-

Coordination	Area	QAS/Health State	QAS/Health Regional	QFES Regional	SDCG/SOC	DDMG	LDMG
	Stand Up	QAS SOCC	-	-	-	-	-
	Lean Forward	-	-	-	-	-	-

Environmental Impacts	Incidents Involving QAS Resources on Standby					
	Incident	Location	Start	Finish	Deployed Resources	Detail
	Nil	-	-	-	-	-
	<ul style="list-style-type: none"> <li>Weather intelligence from the Bureau of Meteorology (BoM) has been reviewed, with no significant weather impacts expected over the next several days.</li> </ul>					

Critical Infrastructure	<ul style="list-style-type: none"> <li>Nil identified.</li> </ul>
-------------------------	---

Staff Welfare

Incident Number	Date	Location	Detail	Outcomes/Follow up required?
Duress Alarm Activations  19398503	26.06.2024	Irrelevant  Metro South Region	<p style="text-align: center;"><b>Duress Alarm Activated</b></p> <p>QAS responded to a female patient located at a private address for unknown complaint but presenting as emotionally distressed.</p> <p>Flags within case for a known aggressive patient at address, with advice to stage for QPS due to aggression history with QAS. Neighbours on scene advised QAS on arrival that QPS should attend also, however crew made verbal contact prior.</p> <p>The patient was initially complaint with QAS and stood down QPS, however during transport patient became aggressive and tried to get out of moving ambulance. QAS activated duress alarm and requested QPS code 1.</p>	<p>Nil physical injuries reported to crew.</p> <p>QAS and QPS took up with patient and patient was refused further transport against QAS advice.</p> <p>SOS attended scene.</p> <p>Welfare check completed.</p> <p>Priority One activated.</p>

Fatigue Score Reporting

<b>Operational Staff Fatigue Notifications 26.06.2024 1600 hrs – 27.06.2024 0400 hrs</b>			
<b>Regions</b>	<b>No. Officers recording fatigue score Medium</b>	<b>No. Officers recording fatigue score High</b>	<b>Actioned</b>
Far Northern	0	0	-
Northern	0	0	-
Central	0	0	-
Darling Downs & South West	0	0	-
Sunshine Coast & Wide Bay	2	1	3 x Region Notifications Generated
Metro North	0	0	-
Metro South	0	0	-
Gold Coast	1	0	1 x Region Notification Generated
State OpCen	0	0	-
<b>Total</b>	<b>3</b>	<b>1</b>	<b>4 x Region Notifications Generated</b>

Workplace Health and Safety Incidents	Incident Number	Date	Location	Outcomes/Follow up required?	
	19400383	26.06.2024	West End Metro South	<p><b>QAS Vehicle Damaged</b></p> <p>QAS attended male patient sitting on the side of the road, reportedly under the influence of drugs and alcohol.</p> <p>Whilst on scene, the patient became aggressive towards crew who retreated to the safety of the ambulance. The patient then began hitting ambulance with a skateboard.</p> <p>QPS requested to attend scene urgently.</p>	<p>Nil physical injuries reported to crew.</p> <p>QPS attended scene and patient was taken into custody.</p> <p>SOS attended scene. Welfare check completed.</p> <p>Priority One activated. Crew to complete SHE report.</p> <p>Ambulance sustained minor panel damage but is still operational.</p>

**COVID-19 PANDEMIC**

Emerging COVID-19 Intelligence	<ul style="list-style-type: none"> <li>Nil identified.</li> </ul>
--------------------------------	---

PPE Incidents	Incident Number	Region	Type	Officers Involved	Notification	Outcomes/Issues/Follow up required?
	Nil	-	-	-	-	-

Total number  
of diagnosed  
COVID-19  
positive  
infections

Region	Number of staff currently diagnosed COVID-19 positive	Cumulative number of diagnosed COVID-19 positive infections
<b>Central</b>	<b>4</b>	<b>633</b>
Operations Centre	1	48
Frontline Operational	3	566
Public Service & Central Office	0	19
<b>Darling Downs &amp; South West</b>	<b>4</b>	<b>534</b>
Operations Centre	0	47
Frontline Operational	4	472
Public Service & Central Office	0	15
<b>Far Northern</b>	<b>0</b>	<b>435</b>
Operations Centre	0	62
Frontline Operational	0	354
Public Service & Central Office	0	19
<b>Gold Coast</b>	<b>0</b>	<b>660</b>
Operations Centre	0	100
Frontline Operational	0	539
Public Service & Central Office	0	21
<b>Health Contact Centre</b>	<b>1</b>	<b>325</b>
<b>Metro North</b>	<b>6</b>	<b>926</b>
Frontline Operational	6	902
Public Service & Central Office	0	24
<b>Metro South</b>	<b>6</b>	<b>1,364</b>
Frontline Operational	6	1,335
Public Service & Central Office	0	29
<b>Northern</b>	<b>0</b>	<b>525</b>
Operations Centre	0	60
Frontline Operational	0	444




Public Service & Central Office	0	21
<b>QASEC</b>	<b>1</b>	<b>71</b>
<b>State Headquarters</b>	<b>0</b>	<b>382</b>
Frontline Operational	0	112
Public Service & Central Office	0	270
<b>SEQ Operations Centre</b>	<b>0</b>	<b>263</b>
<b>Sunshine Coast &amp; Wide Bay</b>	<b>0</b>	<b>993</b>
Operations Centre	0	81
Frontline Operational	0	885
Public Service & Central Office	0	27
<b>Operations Centre Total</b>	<b>1</b>	<b>661</b>
<b>Frontline Operational Total</b>	<b>19</b>	<b>5,609</b>
<b>Public Service &amp; Central Office Total</b>	<b>0</b>	<b>445</b>
<b>QASEC Total</b>	<b>1</b>	<b>71</b>
<b>HCC Total</b>	<b>1</b>	<b>325</b>
<b>QAS Total</b>	<b>22</b>	<b>7,111</b>
University Students	1	75

*\*Data available only for university students diagnosed COVID-19 positive during university placement.*

# State Operations Coordination Centre Situation Report

Reporting Date	Reporting Time	Reporting Period	Report Reference
27.06.2024	1700 hrs	0500-1700 hrs	DS REPORT 27.06.2024

## Service Demand

Incidents and Responses Trending	Total incidents and responses for the day	Date	Total	Total Comparative for same time last year	Difference (increase/decrease)
	Code 1 Incidents	27.06.2024 until 1700 hrs	1,195	N/A	N/A
	Responses – Codes 1-4	27.06.2024 until 1700 hrs	3,252	3,218	 34

Pending Incidents	Pending incidents	Time	Number of incidents
	Highest pending queue	1157 hrs	116
	Lowest pending queue	0716 hrs	29
	At time of report	1700 hrs	87

Level Three  
Hospital  
Escalations

Region	Hospital	Time On	Time Off
Far Northern	Cairns Base Hospital	1320 hrs	-
Central	Rockhampton Hospital	1100 hrs	-
Sunshine Coast & Wide Bay	Gympie General Hospital	1225 hrs	-
	Sunshine Coast University Hospital	1535 hrs	-
Metro South	Ipswich General Hospital	0530 hrs, 23.06.2024	-
	Logan Community Hospital	1214 hrs, 26.06.2024	0910 hrs
		1100 hrs	-
	Queen Elizabeth II Hospital	1342 hrs, 26.06.2024	-
	Princess Alexandra Hospital	1610 hrs, 26.06.2024	0638 hrs
	Redland Local Hospital	0705 hrs	0810 hrs
	Mater Adults Hospital	0940 hrs	-
Gold Coast	Gold Coast University Hospital	1325 hrs	-
	Gold Coast Hospital Robina	1325 hrs	-
Darling Downs & South West	Toowoomba Base Hospital	1216 hrs, 25.06.2024	-

**Tier 3  
Declarations**

- Sunshine Coast University Hospital – Continuation since 0600 hrs, 25.06.2024
- Townsville University Hospital – Continuation since 2308 hrs, 22.06.2024, Deactivated at 1825 hrs, 26.06.2024
- Gold Coast University Hospital – Continuation since 0800 hrs, 17.06.2024
- Gold Coast Robina Hospital - Continuation since 0800 hrs, 17.06.2024
- Mackay Base Hospital – Continuation since 2020 hrs, 20.06.2024
- Toowoomba Base Hospital – Continuation since 0830 hrs, 21.06.2024
- Rockhampton Hospital – Continuation since 1700 hrs, 22.06.2024
- Caboolture Hospital – Continuation since 1025 hrs, 23.06.2024
- The Prince Charles Hospital – Continuation since 1430 hrs, 23.06.2024
- **Metro South HHS** – Continuation since 0830 hrs, 24.06.2024, Deactivated at 1000 hrs, 27.06.2024
  - Princess Alexandra Hospital – Continuation since 0830 hrs, 24.06.2024, Deactivated at 1000 hrs, 27.06.2024
  - Logan Community Hospital – Continuation since 0830 hrs, 24.06.2024, Deactivated at 1000 hrs, 27.06.2024
  - Queen Elizabeth II Hospital – Continuation since 0830 hrs, 24.06.2024, Deactivated at 1000 hrs, 27.06.2024
  - Redland Hospital – Continuation since 0830 hrs, 24.06.2024, Deactivated at 1000 hrs, 27.06.2024
  - Beaudesert Hospital – Continuation since 0830 hrs, 24.06.2024, Deactivated at 1000 hrs, 27.06.2024
- Ipswich General Hospital – Continuation since 0830 hrs, 26.06.2024
- Queensland Children’s Hospital – Activation at 0615 hrs, 27.06.2024
- Gladstone Hospital – Activation at 0800 hrs, 27.06.2024
- Hervey Bay Hospital – Activation at 1450 hrs, 27.06.2024
- Mt Isa Hospital – Activated at 1530 hrs, 27.06.2024.

**Distribution  
Exceptions**

- Nil reported.

Region Escalations	Region	Level	Time On	Time Off
	Nil	-	-	-

SEQ Escalations	Region	Level	Time On	Time Off
	South East Queensland	<b>EXTREME</b>	1815 hrs, 23.06.2024	Ongoing at time of report

RTI Released

Incident Number	Date	Time of call	Response time	Location	Detail	COSE notification sent	Outcomes/ Follow up required?
19403263	27.06.2024	1218 hrs	16 mins	Evelyn Far Northern Region	<p align="center"><b>Multiple Paediatric Assault</b></p> <p>QAS called to reported of a 4 month old, altered level of consciousness after being <b>Irrelevant</b></p> <p>QAS on scene confirm 4 patients identified.</p> <p><b>Patient one:</b> 4 month old female reported to have been <b>Irrelevant</b></p> <p>Patient transported by Helo to Cairns Base Hospital.</p> <p><b>Patient two:</b> 2 year old male reported to be <b>Irrelevant</b>. Patient conscious and alert. Patient transported to Atherton Hospital.</p> <p><b>Patient three:</b> 3 year old female reported to be <b>Irrelevant</b></p> <p>Patient transported by Helo to Cairns Base Hospital.</p> <p><b>Patient four:</b> Unknown aged adult female patient, <b>Irrelevant</b>, presenting aggressive and agitated. Patient chemically restrained with QAS and transported to Atherton Hospital.</p>	Yes	<p>SOS performed debrief with officers.</p> <p>Peer Support activated.</p>

Incidents of Significance

19403425	27.06.2024	1249 hrs	5 mins	Southport Gold Coast Region	<p><b>Significant Motorcycle Incident</b></p> <p>QAS called to Irrelevant male, conscious with difficulty breathing after a high speed single motorcycle incident.</p> <p>QAS on scene confirm one patient with head and chest injuries with severe difficulty in breathing after hitting a tree at 120 km/ph.</p> <p>Patient transported to Gold Coast University Hospital in a critical condition with CCP and HARU on board.</p>	No	-
19404191	27.06.2024	1514 hrs	6 mins	Irrelevant Northern Region	<p><b>Public Cardiac Arrest</b></p> <p>QAS called to Irrelevant female patient unconscious and not breathing in the main street of Mount Isa. Bystander CPR commenced.</p> <p>QAS on scene confirm patient in cardiac arrest, resuscitation measures continued.</p> <p>Patient declared Life Extinct on scene and left in the care of QPS</p>	No	SOS performed debrief on scene.

**Operations  
Centre  
Reports**

- The SOCC enacted the Statewide Urgent Disconnect as of 1035 hrs, 27.06.2024.

RSQ Rotary  
 Asset  
 Availability

Location	Asset Number	Status
Brisbane	500	Online
Brisbane	533	Online
Bundaberg	522	Offline
Cairns	510	Online
Horn Island	700	Online
Horn Island	701	Online
Mackay	412	Online
Mackay	422	Online
Maroochydore	511	Online
Mount Isa	400	Online
Rockhampton	300	Online
Roma	566	Online
Toowoomba	577	Online
Toowoomba	588	Online
Townsville	521	Online

*\*Information correct as of 1600 hrs, 27.06.2024.*



Major Events and Exercises

Event	Start	Finish	Deployed Resources	Detail
Laura Races, Rodeo & Campdraft Festival Far Northern Region	26.06.2024	01.07.2024	10 x Paramedics, 2 x units, EM Operation Support Unit	Officers and EM resources have been deployed to assist with the Laura Dance Festival.  The expected attendance is 7,500, however at the 2023 event 13,000 patrons attended.
Big Red Bash Central Region	27.06.2024	09.07.2024	8 x total paramedics including 1 x SRT officer, EM Tactical Support Units	Officers have been deployed to assist with the Big Red Bash, with travel to the site commencing 27.06.2024.  Resourced deployed include 4WD Modular ambulance, 4WD Landcruiser, Emergency Response Vehicle (ERV).  Expected attendance is 3,000 including participants and patrons.

QAS Staff Deployment

Incident	No. of staff actively deployed	Total deployed since commencement of incident	Authority to deploy	NOTES
Nil	-	-	-	-

Coordination

Area	QAS/Health State	QAS/Health Regional	QFES Regional	SDCG/SOC	DDMG	LDMG
Stand Up	QAS SOCC	-	-	-	-	-
Lean Forward	-	-	-	-	-	-

Environmental Impacts

Incidents Involving QAS Resources on Standby					
Incident	Location	Start	Finish	Deployed Resources	Detail
Nil	-	-	-	-	-

- Weather intelligence from the Bureau of Meteorology (BoM) has been reviewed, with no significant weather impacts expected over the next several days.

Critical Infrastructure

- Nil identified.

Duress Alarm  
Activations

Incident Number	Date	Location	Detail	Outcomes/Follow up required?
Nil	-	-	-	-

Fatigue Score  
Reporting

**Operational Staff Fatigue Notifications 27.06.2024 0400 hrs – 27.06.2024 1600 hrs**

Regions	No. Officers recording a medium fatigue score	No. Officers recording high fatigue score	Actioned
Far Northern	0	2	2 x Region Notifications Generated
Northern	0	0	-
Central	1	0	1 x Region Notification Generated
Darling Downs & South West	0	0	-
Sunshine Coast & Wide Bay	1	0	1 x Region Notification Generated
Metro North	0	0	-
Metro South	0	0	-
Gold Coast	0	0	-
State OpCen	0	0	-
<b>Total</b>	<b>2</b>	<b>2</b>	<b>4 x Region Notifications Generated</b>

Workplace Health and Safety Incidents

Incident Number	Date	Location	Details	Outcomes/Follow up required?
Nil	-	-	-	-

**COVID-19 PANDEMIC**

Emerging COVID-19 Intelligence

- Nil identified.

PPE Incidents

Incident Number	Region	Type	Officers Involved	Notification	Outcomes/Issues/Follow up required?
Nil	-	-	-	-	-

Total  
number of  
diagnosed  
COVID-19  
positive  
infections

Region	Number of staff currently diagnosed COVID-19 positive	Cumulative number of diagnosed COVID-19 positive infections
<b>Central</b>	<b>4</b>	<b>633</b>
Operations Centre	1	48
Frontline Operational	3	566
Public Service & Central Office	0	19
<b>Darling Downs &amp; South West</b>	<b>4</b>	<b>534</b>
Operations Centre	0	47
Frontline Operational	4	472
Public Service & Central Office	0	15
<b>Far Northern</b>	<b>0</b>	<b>435</b>
Operations Centre	0	62
Frontline Operational	0	354
Public Service & Central Office	0	19
<b>Gold Coast</b>	<b>1</b>	<b>661</b>
Operations Centre	0	100
Frontline Operational	1	540
Public Service & Central Office	0	21
<b>Health Contact Centre</b>	<b>2</b>	<b>326</b>
<b>Metro North</b>	<b>6</b>	<b>926</b>
Frontline Operational	6	902
Public Service & Central Office	0	24
<b>Metro South</b>	<b>7</b>	<b>1,366</b>
Frontline Operational	7	1,337
Public Service & Central Office	0	29
<b>Northern</b>	<b>0</b>	<b>525</b>
Operations Centre	0	60
Frontline Operational	0	444
Public Service & Central Office	0	21

QASEC	1	71
State Headquarters	0	382
Frontline Operational	0	112
Public Service & Central Office	0	270
Brisbane Operations Centre	0	263
Sunshine Coast & Wide Bay	1	994
Operations Centre	0	81
Frontline Operational	1	886
Public Service & Central Office	0	27
<b>Operations Centre Total</b>	<b>1</b>	<b>661</b>
<b>Frontline Operational Total</b>	<b>22</b>	<b>5,613</b>
<b>Public Service &amp; Central Office Total</b>	<b>0</b>	<b>445</b>
<b>QASEC Total</b>	<b>1</b>	<b>71</b>
<b>HCC Total</b>	<b>2</b>	<b>326</b>
<b>QAS Total</b>	<b>26</b>	<b>7,116</b>
University Students	1	75

*\*Data available only for university students diagnosed COVID-19 positive during university placement.*

# State Operations Coordination Centre Situation Report

Reporting Date	Reporting Time	Reporting Period	Report Reference
28.06.2024	0500 hrs	1700-0500 hrs	NS REPORT 27.06.2024

## Data Integrity (0500 hrs report only)

Integrity

Check	Status	Assessment
Database load:	Data for yesterday is complete	Status should be highlighted green & indicate 'Data for yesterday is complete'.
(Cube) QACIR - Percentiles LASN was last built at:	28/06/2024 3:05:55 AM	Status should be highlighted green & indicate date/time that is this morning.
Latest data contained in (Cube) QACIR - Percentiles LASN is:	27/06/2024	Status should be highlighted green & indicate yesterday's date.

## Service Demand

Number of Triple Zero Calls

Day	Date	TSV	ROK	TWB	MAR	BNE	SPT	CNS	TOTAL
Thursday	27.06.2024	243	221	208	466	1,420	802	264	3,624
Day	Date	Daily June 2024 Average			Daily June 2023 Average			Difference (Increase/Decrease)	
Thursday	27.06.2024	3,278			3,225			▲ 53	

**Operations Centre Reports**

- The SOCC enacted the Statewide Urgent Disconnect as of 1035 hrs, 27.06.2024 and escalated to the Statewide Emergency Rule at 1846 hrs, 27.06.2024 which remains in place at time of report.

**Grade of Service**

Day	Date	TSV	ROK	TWB	MAR	BNE	SPT	CNS	TOTAL
Thursday	27.06.2024	87.4%	89.2%	81.8%	86.7%	85.9%	87.7%	87.5%	86.6%

**Incidents and Responses Trending**

Total incidents and responses for the day

	Date	Total	Total Comparative for same time last year	Difference (increase/decrease)
Code 1 Incidents	27.06.2024 until 0000 hrs	1,721		
	28.06.2024 until 0500 hrs	140		
Responses – Codes 1-4	27.06.2024 until 0000 hrs	4,465	4,233	▲ 232
	28.06.2024 until 0500 hrs	276	366	▼ 90

- The iROAM Code 1 Analysis at midnight appears to be in line with recent operational demand.

**Pending Incidents**

Pending incidents	Time	Number of incidents
Highest pending queue	2305 hrs	129
Lowest pending queue	0459 hrs	79
At time of report	0500 hrs	79



Level Three  
 Hospital  
 Escalations

Region	Hospital	Time On	Time Off
Far Northern	Cairns Base Hospital	1320 hrs	1846 hrs
		2241 hrs	0000 hrs
Central	Rockhampton Hospital	1100 hrs	1700 hrs
	Townsville University Hospital	2215 hrs	0252 hrs
Sunshine Coast & Wide Bay	Gympie General Hospital	1225 hrs	1934 hrs
	Sunshine Coast University Hospital	1535 hrs	2059 hrs
Metro North	Royal Brisbane Hospital	1815 hrs	0310 hrs
	Prince Charles Hospital	1530 hrs	2243 hrs
Metro South	Ipswich General Hospital	0530 hrs, 23.06.2024	-
	Logan Community Hospital	1100 hrs	0444 hrs
	Queen Elizabeth II Hospital	1342 hrs, 26.06.2024	-
	Princess Alexandra Hospital	1620 hrs	-
	Redland Local Hospital	1605 hrs	-
	Mater Adults Hospital	0940 hrs	-
Gold Coast	Gold Coast University Hospital	1325 hrs	1905 hrs
	Gold Coast Hospital Robina	1325 hrs	2040 hrs
Darling Downs & South West	Toowoomba Base Hospital	1216 hrs, 25.06.2024	0439 hrs

**Tier 3  
Declarations**

- Sunshine Coast University Hospital – Continuation since 0600 hrs, 25.06.2024
- Gold Coast University Hospital – Continuation since 0800 hrs, 17.06.2024
- Gold Coast Robina Hospital - Continuation since 0800 hrs, 17.06.2024
- Mackay Base Hospital – Continuation since 2020 hrs, 20.06.2024
- Toowoomba Base Hospital – Continuation since 0830 hrs, 21.06.2024
- Rockhampton Hospital – Continuation since 1700 hrs, 22.06.2024
- Caboolture Hospital – Continuation since 1025 hrs, 23.06.2024
- The Prince Charles Hospital – Continuation since 1430 hrs, 23.06.2024
- Ipswich General Hospital – Continuation since 0830 hrs, 26.06.2024
- Queensland Children’s Hospital – Continuation since 0615 hrs, 27.06.2024
- Gladstone Hospital – Continuation since 0800 hrs, 27.06.2024
- Hervey Bay Hospital – Continuation since 1450 hrs, 27.06.2024
- Mt Isa Hospital – Continuation since 1530 hrs, 27.06.2024.

**Distribution  
Exceptions**

- Nil identified.

**QAS Escalations**

**Region  
Escalations**

Region	Level	Time On	Time Off
Nil	-	-	-

**SEQ  
Escalations**

Region	Level	Time On	Time Off
South East Queensland	<b>EXTREME</b>	1815 hrs, 23.06.2024	Ongoing at time of report.

Incidents of Significance

Incident Number	Date	Time of call	Response time	Location	Detail	COSE notification sent	Outcomes/ Follow up required?
19405903	28.06.2024	2212 hrs	2 mins	Kingston Metro South Region	<p><b>Large Industrial Fire</b></p> <p>QAS called to reports of a large industrial fire located at a two-story storage facility producing heavy toxic smoke. QPS declared a PSPA for the nearby area with multiple residences in the close vicinity evacuated and approximately 25 persons located at designated evacuation centre.</p> <p>A total of two patients have been transported from the scene, Patient one, <b>Irrelevant</b> female, evacuated resident, presented with shortness of breath and was transported to Logan Community Hospital in a stable condition. Patient two, <b>Irrelevant</b> male, evacuated resident, presented with chest pain and was transported to Logan Community Hospital in a stable condition.</p>	Yes	<p>Other than the evacuated residents, nil trends in community respiratory cases have been noted.</p> <p>Incident ongoing at time of report.</p>
19406505	28.06.2024	0301 hrs	29 mins	Raglan Central Region	<p><b>RTC</b></p> <p>QAS responded to reports of a two vehicle, truck vs car collision. A total of three patients were identified at the scene.</p>	No	

Patient one, sole occupant and truck driver was initially inaccessible due to powerlines laying on top of vehicle, presented with back pain.  
Patient two, Irrelevant female, presented with abdominal pain, requiring transport to Rockhampton Hospital in a stable condition. Patient three, Irrelevant male, presented with head and arm injuries, requiring intubation at the scene, was transported to Rockhampton Hospital in a critical condition.

Case Surveillance

Reporting Period  
0500 hrs 27.06.2024 – 0500 hrs 28.06.2024

Incident Number	Date	Time of call	Response time	Priority	Location	Details	Incident Outcome	Case Status
Nil	-	-	-	-	-	-	-	-

Retrieval Services Queensland

RSQ Rotary  
Asset  
Availability

Location	Asset Number	Status
Brisbane	500	Online
Brisbane	533	Online
Bundaberg	522	Online
Cairns	510	Online
Horn Island	700	Online
Horn Island	701	Online
Mackay	412	Online
Mackay	422	Online
Maroochydore	511	Offline
Mount Isa	400	Online
Rockhampton	300	Online
Roma	566	Online
Toowoomba	577	Online
Toowoomba	588	Offline
Townsville	521	Online

*\*Information correct as of 0400 hrs, 28.06.2024.*

Major Events and Exercises	Event	Start	Finish	Deployed Resources	Detail
	Laura Races, Rodeo & Campdraft Festival Far Northern Region	26.06.2024	01.07.2024	10 x Paramedics, 2 x units, EM Operation Support Unit	Officers and EM resources have been deployed to assist with the Laura Dance Festival.  The expected attendance is 3,000.
	Big Red Bash Central Region	27.06.2024	09.07.2024	8 x total paramedics including 1 x SRT officer	Officers have been deployed to assist with the Big Red Bash, with travel to the site commencing from 27.06.2024.  Resources deployed include 4WD Modular ambulance, 4WD Landcruiser, Emergency Response Vehicle (ERV).  Expected attendance is 10,000 including participants and patrons.

QAS Staff Deployment	Incident	No. of staff actively deployed	Total deployed since commencement of incident	Authority to deploy	NOTES
	Nil	-	-	-	-

Coordination	Area	QAS/Health State	QAS/Health Regional	QFES Regional	SDCG/SOC	DDMG	LDMG
	Stand Up	QAS SOCC	-	-	-	-	-
	Lean Forward	-	-	-	-	-	-

Environmental Impacts	Incidents Involving QAS Resources on Standby					
	Incident	Location	Start	Finish	Deployed Resources	Detail
	Nil	-	-	-	-	-

- Weather intelligence from the Bureau of Meteorology (BoM) has been reviewed, with no significant weather impacts expected over the next several days.

Critical  
Infrastructure

- Nil identified.

Staff Welfare

Duress Alarm  
Activations

Incident Number	Date	Location	Detail	Outcomes/Follow up required?
Nil	-	-	-	-

RTI Released

Fatigue Score Reporting

<b>Operational Staff Fatigue Notifications 27.06.2024 1600 hrs – 28.06.2024 0400 hrs</b>			
<b>Regions</b>	<b>No. Officers recording fatigue score Medium</b>	<b>No. Officers recording fatigue score High</b>	<b>Actioned</b>
Far Northern	0	1	1 x Region Notification Generate
Northern	0	0	-
Central	0	0	-
Darling Downs & South West	0	0	-
Sunshine Coast & Wide Bay	1	2	3 x Region Notifications Generated
Metro North	0	0	-
Metro South	0	0	-
Gold Coast	0	0	-
State OpCen	0	0	-
<b>Total</b>	<b>1</b>	<b>3</b>	<b>4 x Region Notifications Generated</b>



Workplace  
Health and  
Safety  
Incidents

Incident Number	Date	Location	Details	Outcomes/Follow up required?
19404804	27.06.2024	Irrelevant Sunshine Coast and Wide Bay Region	<b>University Student Involved in RTC</b> QAS called to reports of a two vehicle head on collision where a total of three patients were identified at the scene. Patient one, Irrelevant female and Paramedic University Student, required QFES assistance with extrication from vehicle, presented with neck and hip pain and altered sensations to legs, requiring transport to Bundaberg Base Hospital in a stable condition. The additional two patients presented in stable conditions.	Region Supervisor attended scene. Region AC, DD and DCO aware of incident. Peer Support activated. SOCC Region Notification Generated.
19405881	27.06.2024	Irrelevant Darling Downs and South West Region	<b>Occupational Violence</b> QAS responded to reports of a male patient behaving erratically. Upon arrival, the patient was seen to be agitated before calming down with the crew. The patient escalated quickly on scene, grabbing the officer's shirt, pushing him into the door frame. The officer was able to retreat to the safety of the Ambulance and was able to stage at a distant location. QPS were requested code one and the patient was transported to Murgon Hospital in a stable condition.	Region Supervisor provided welfare check on officer. Officer to complete SHE Hazard Report. Officer sustained a shoulder injury and is presenting to Murgon Hospital for assessment. Officer advised will terminate shift following assessment at Hospital. Priority One activated.
19406490	28.06.2024	Irrelevant Central Region	<b>Occupational Violence</b> QAS attended a Irrelevant male who was verbally abusive towards officers while they were on scene.	Welfare check completed on officer. Officer to complete SHE Hazard Report. Officer declined assessment at Hospital following incident and continued shift.

Once at hospital after patient was transferred across to the hospital bed they appeared to deliberately kick out and struck on of the QAS officers on the shoulder.

Priority One activated.

CAD Caution Note being added to patients address.

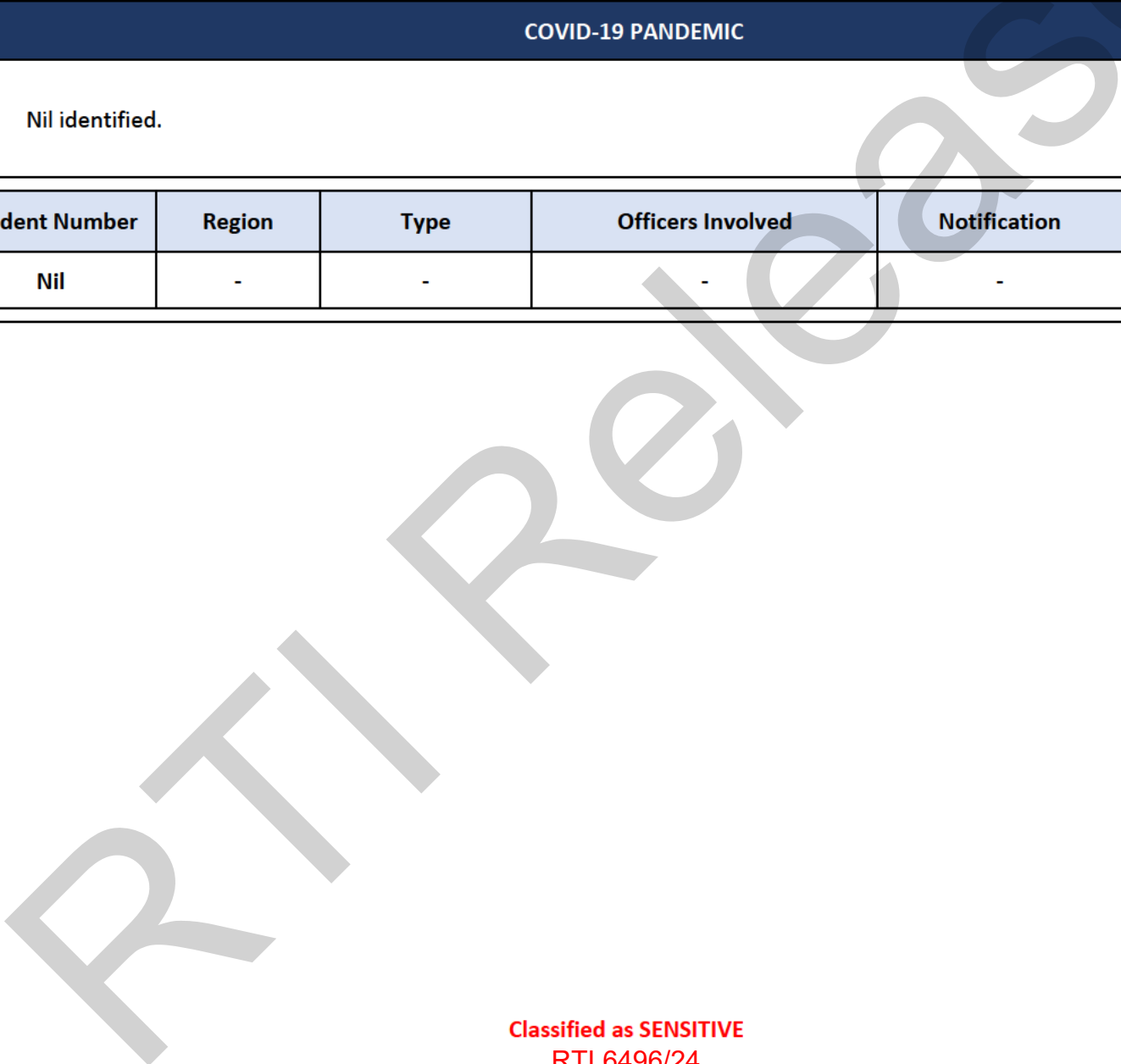
**COVID-19 PANDEMIC**

**Emerging COVID-19 Intelligence**

- Nil identified.

**PPE Incidents**

Incident Number	Region	Type	Officers Involved	Notification	Outcomes/Issues/Follow up required?
Nil	-	-	-	-	-



Total number  
of diagnosed  
COVID-19  
positive  
infections

Region	Number of staff currently diagnosed COVID-19 positive	Cumulative number of diagnosed COVID-19 positive infections
<b>Central</b>	<b>4</b>	<b>633</b>
Operations Centre	1	48
Frontline Operational	3	566
Public Service & Central Office	0	19
<b>Darling Downs &amp; South West</b>	<b>5</b>	<b>535</b>
Operations Centre	0	47
Frontline Operational	5	473
Public Service & Central Office	0	15
<b>Far Northern</b>	<b>0</b>	<b>435</b>
Operations Centre	0	62
Frontline Operational	0	354
Public Service & Central Office	0	19
<b>Gold Coast</b>	<b>1</b>	<b>661</b>
Operations Centre	0	100
Frontline Operational	1	540
Public Service & Central Office	0	21
<b>Health Contact Centre</b>	<b>2</b>	<b>326</b>
<b>Metro North</b>	<b>8</b>	<b>928</b>
Frontline Operational	8	904
Public Service & Central Office	0	24
<b>Metro South</b>	<b>6</b>	<b>1,366</b>
Frontline Operational	6	1,337
Public Service & Central Office	0	29
<b>Northern</b>	<b>0</b>	<b>525</b>
Operations Centre	0	60
Frontline Operational	0	444

Public Service & Central Office	0	21
<b>QASEC</b>	<b>0</b>	<b>71</b>
<b>State Headquarters</b>	<b>0</b>	<b>382</b>
Frontline Operational	0	112
Public Service & Central Office	0	270
<b>SEQ Operations Centre</b>	<b>0</b>	<b>263</b>
<b>Sunshine Coast &amp; Wide Bay</b>	<b>1</b>	<b>994</b>
Operations Centre	0	81
Frontline Operational	1	886
Public Service & Central Office	0	27
<b>Operations Centre Total</b>	<b>1</b>	<b>661</b>
<b>Frontline Operational Total</b>	<b>24</b>	<b>5,616</b>
<b>Public Service &amp; Central Office Total</b>	<b>0</b>	<b>445</b>
<b>QASEC Total</b>	<b>0</b>	<b>71</b>
<b>HCC Total</b>	<b>2</b>	<b>326</b>
<b>QAS Total</b>	<b>27</b>	<b>7,119</b>
University Students	0	75

*\*Data available only for university students diagnosed COVID-19 positive during university placement.*

# State Operations Coordination Centre Situation Report

Reporting Date	Reporting Time	Reporting Period	Report Reference
28.06.2024	1700 hrs	0500-1700 hrs	DS REPORT 28.06.2024

## Service Demand

Incidents and Responses Trending	Total incidents and responses for the day	Date	Total	Total Comparative for same time last year	Difference (increase/decrease)
	Code 1 Incidents	28.06.2024 until 1700 hrs	1,070	N/A	N/A
	Responses – Codes 1-4	28.06.2024 until 1700 hrs	3,116	3,154	▼ 38

Pending Incidents	Pending incidents	Time	Number of incidents
	Highest pending queue	1059 hrs	107
	Lowest pending queue	0730 hrs	34
	At time of report	1700 hrs	45

Level Three  
 Hospital  
 Escalations

Region	Hospital	Time On	Time Off
Central	Rockhampton Hospital	1335 hrs	-
	Mackay Base Hospital	1632 hrs	-
Darling Downs & South West	Toowoomba Base Hospital	1123 hrs	1450 hrs
Metro North	Redcliffe District Hospital	0850 hrs	1527 hrs
	The Prince Charles Hospital	1304 hrs	-
Metro South	Ipswich General Hospital	0530 hrs, 23.06.2024	-
	Queen Elizabeth II Hospital	1342 hrs, 26.06.2024	1225 hrs
		1549 hrs	-
	Princess Alexandra Hospital	1620 hrs, 27.06.2024	0506 hrs
		1437 hrs	-
	Redland Hospital	1605 hrs, 27.06.2024	1225 hrs
	Mater Adults Hospital	0940 hrs, 27.06.2024	-
Logan Community Hospital	0845 hrs	-	
Gold Coast	Gold Coast University Hospital	0740 hrs	0847 hrs

**Tier 3  
Declarations**

- Townsville University Hospital – Activated at 0645 hrs, 28.06.2024
- Gold Coast University Hospital – Continuation since 0800 hrs, 17.06.2024
- Gold Coast Robina Hospital – Continuation since 0800 hrs, 17.06.2024
- Mackay Base Hospital – Continuation since 2020 hrs, 20.06.2024
- Rockhampton Hospital – Continuation since 1700 hrs, 22.06.2024
- Caboolture Hospital – Continuation since 1025 hrs, 23.06.2024
- The Prince Charles Hospital – Continuation since 1430 hrs, 23.06.2024
- Sunshine Coast University Hospital – Continuation since 0600 hrs, 25.06.2024
- Ipswich General Hospital – Continuation since 0830 hrs, 26.06.2024
- Queensland Children’s Hospital – Continuation since 0615 hrs, 27.06.2024
- Gladstone Hospital – Continuation since 0800 hrs, 27.06.2024
- Hervey Bay Hospital – Continuation since 1450 hrs, 27.06.2024
- Toowoomba Base Hospital – Activated at 0830 hrs, 21.06.2024. Deactivated at 1130 hrs, 28.06.2024.

**Distribution  
Exceptions**

- Nil reported.

**QAS Escalations**

**Region  
Escalations**

Region	Level	Time On	Time Off
Nil	-	-	-

**SEQ  
Escalations**

Region	Level	Time On	Time Off
South East Queensland	<b>EXTREME</b>	1815 hrs, 23.06.2024	Ongoing at time of report

Incident Number	Date	Time of call	Response time	Location	Detail	COSE notification sent	Outcomes/ Follow up required?
19405903	28.06.2024	2212 hrs	2 mins	Kingston Metro South Region	<p><b>Large Industrial Fire – Protracted Incident</b></p> <p>Multi-agency response to a large industrial fire at a two-story storage facility producing heavy toxic smoke.</p> <p>PSPA declared by QPS for nearby area with multiple residences in the vicinity evacuated. Approximately 25 persons re-located to nearby designated place of safety.</p> <p>Residents cleared to return at 0750 hrs.</p> <p>QAS assessed a total of two patients on scene, both patients were transported to hospital in a stable condition.</p> <p>QAS remained on standby supporting QFES operations until cleared by QFES at 1235 hrs.</p>	Yes	Nil trend in community respiratory cases noted.
19406535	28.06.2024	0319 hrs	1 hr 13 mins	Warner Metro North Region	<p><b>Delayed Response</b></p> <p>0319 hrs: Called to a <b>Irrelevant</b> male complaining of significant back pain.</p> <p>0359 hrs: Call back from scene. Ongoing back pain and patient feels like they are having a panic attack and nearly fainted. Case upgraded to a 1C.</p> <p>In OpCen 5 when case was upgraded, there were 12 Code 1s and 22 Code 2s pending.</p> <p>0403 hrs: CDS reviewed case and conducted call back.</p> <p>0422 hrs: Callback from scene. Patient not</p>	No	<p>OS attended scene.</p> <p>Nil animosity towards QAS officers on scene from patient's family.</p> <p>Family appreciative of QAS efforts.</p> <p>OS completed Regional</p>

Incidents of Significance



					conscious and not breathing. CPR in progress. <b>0424 hrs:</b> First unit attached to case. Patient declared life extinct after resuscitation attempt.		Incident Notification.
19408154	28.06.2024	1106 hrs	15 mins	Rainbow Beach Sunshine Coast & Wide Bay Region	<b>Public Place Cardiac Arrest</b> Multi-agency response to a <b>Irrelevant</b> male in cardiac arrest on a dive boat, with CPR in progress. Boat docked at Rainbow Beach and patient extricated onto beach by Surf Life Saving Club. On QAS arrival, patient presented in asystole with 5 x shocks reportedly delivered by AED prior to arrival. QAS continued resuscitation measures, with patient subsequently being declared Life Extinct on scene. Patient transported to QAS Rainbow Beach Station for retrieval by Undertaker.	No	Multi-agency debrief conducted. Priority One activated.
19409200	28.06.2024	1448 hrs	31 mins	Tummaville Darling Downs & South West Region	<b>Fatal Vehicle Fire</b> Single vehicle collision into a tree with two occupants involved. Vehicle reported to be on fire with driver entrapped. Passenger of vehicle self-extricated prior to vehicle bursting into flames. Vehicle fully engulfed on arrival of emergency services.	Yes	Priority One activated. Incident generated media attention.

						<p>On QAS arrival, an unknown age and gender adult patient, driver of vehicle, presented with significant burns and was declared Life Extinct with nil resuscitation measures undertaken. Patient and scene left in care of QPS.</p> <p>A 19-year-old male, passenger of vehicle, presented conscious and alert with hip pain. Patient transported to Millmerran Hospital in a stable condition.</p>		
19409304	28.06.2024	1502 hrs	3 mins	Indooroopilly <b>Metro North Region</b>	<p><b>Significant RTC</b></p> <p>Single vehicle collision into traffic light with three occupants involved.</p> <p>On QAS arrival, one adult female, driver of vehicle, presented entrapped and with an altered level of consciousness. QFES assisted with extrication of patient from vehicle. Patient transported to the Princess Alexandra Hospital in a serious condition.</p> <p>Two passengers of the vehicle, a <b>Irrelevant</b> and a <b>Irrelevant</b>, both presented conscious with seat belt injuries.</p> <p>Both patients transported to Queensland Children's Hospital in a stable condition.</p>	No	Incident generated media attention.	
19409658	28.06.2024	1623 hrs	5 mins	Mighell <b>Far Northern Region</b>	<p><b>Stabbing</b></p> <p>QPS ICEMS request for a 50-year-old female patient presenting with central stab wounds to the chest at a private residence. CPR in progress by QPS.</p>	No	Incident ongoing at time of report.	

Operations  
 Centre  
 Reports

- The SOCC enacted the Statewide Emergency Rule at 1846 hrs, 27.06.2024 and remains in place at time of report.

Retrieval Services Queensland

RSQ Rotary  
 Asset  
 Availability

Location	Asset Number	Status
Brisbane	500	Online
Brisbane	533	Online
Bundaberg	522	Offline
Cairns	510	Online
Horn Island	700	Online
Horn Island	701	Online
Mackay	412	Online
Mackay	422	Online
Maroochydore	511	Online
Mount Isa	400	Online
Rockhampton	300	Online
Roma	566	Online
Toowoomba	577	Online
Toowoomba	588	Online
Townsville	521	Online

*\*Information correct as of 1600 hrs, 28.06.2024.*

Major Events and Exercises

Event	Start	Finish	Deployed Resources	Detail
Laura Races, Rodeo & Campdraft Festival Far Northern Region	26.06.2024	01.07.2024	10 x Paramedics, 2 x units, EM Operation Support Unit	Officers and EM resources have been deployed to assist with the Laura Dance Festival. Expected attendance is 3,000 including participants and patrons.
Big Red Bash Central Region	27.06.2024	09.07.2024	8 x total paramedics including 1 x SRT officer, EM Tactical Support Units	Officers have been deployed to assist with the Big Red Bash, with travel to the site commencing 27.06.2024. Resources deployed include 4WD Modular ambulance, 4WD Landcruiser, Emergency Response Vehicle (ERV). The expected attendance is 7,500, however at the 2023 event 13,000 patrons attended.

QAS Staff Deployment

Incident	No. of staff actively deployed	Total deployed since commencement of incident	Authority to deploy	NOTES
Nil	-	-	-	-

Coordination

Area	QAS/Health State	QAS/Health Regional	QFES Regional	SDCG/SOC	DDMG	LDMG
Stand Up	QAS SOCC	-	-	-	-	-
Lean Forward	-	-	-	-	-	-

Environmental Impacts

Incidents Involving QAS Resources on Standby					
Incident	Location	Start	Finish	Deployed Resources	Detail
Nil	-	-	-	-	-

- Weather intelligence from the Bureau of Meteorology (BoM) has been reviewed, with no significant weather impacts expected over the next several days.

Critical Infrastructure

- ICT Major Incident Notification – Rockhampton OpCen – Central Region – Radio Disruption Springsure (V70) & Clermont (V69 & V67)**  
Rockhampton OpCen experienced a radio disruption on channels Clermont (V69 and V67), and Springsure (V70). Mt Orange (V63, V64, V68, V71 and V75) was also found to be affected. Radio degradation may cause communications to be misinterpreted or lost, forcing the use of other communication methods, which can potentially cause delays. RES Rockhampton were engaged to investigate Springsure (V70), replacing a depleted battery and restoring services. RES Mackay were engaged to investigate Clermont (V69 and V67), identifying a local mains power failure. The power supply has been replaced, and testing is currently underway. RES Mackay successfully recharged the batteries servicing Mt Orange, restoring all affected channels. State OpCen SOS advises that mobiles phones and SatPTT remain operational and are available to be utilised as a workaround.

Duress Alarm  
Activations

Incident Number	Date	Location	Detail	Outcomes/Follow up required?
Nil	-	-	-	-

Fatigue Score  
Reporting

**Operational Staff Fatigue Notifications 28.06.2024 0400 hrs – 28.06.2024 1600 hrs**

Regions	No. Officers recording a medium fatigue score	No. Officers recording high fatigue score	Actioned
Far Northern	0	0	-
Northern	0	0	-
Central	0	0	-
Darling Downs & South West	0	0	-
Sunshine Coast & Wide Bay	0	2	2 x Region Notifications Generated
Metro North	0	0	-
Metro South	0	0	-
Gold Coast	0	0	-
State OpCen	0	0	-
<b>Total</b>	<b>0</b>	<b>2</b>	<b>2 x Region Notifications Generated</b>

Workplace Health and Safety Incidents

Incident Number	Date	Location	Details	Outcomes/Follow up required?
Nil	-	-	-	-

COVID-19 PANDEMIC

Emerging COVID-19 Intelligence

- Nil identified.

PPE Incidents

Incident Number	Region	Type	Officers Involved	Notification	Outcomes/Issues/Follow up required?
Nil	-	-	-	-	-

Total  
number of  
diagnosed  
COVID-19  
positive  
infections

Region	Number of staff currently diagnosed COVID-19 positive	Cumulative number of diagnosed COVID-19 positive infections
<b>Central</b>	<b>4</b>	<b>633</b>
Operations Centre	1	48
Frontline Operational	3	566
Public Service & Central Office	0	19
<b>Darling Downs &amp; South West</b>	<b>5</b>	<b>535</b>
Operations Centre	0	47
Frontline Operational	5	473
Public Service & Central Office	0	15
<b>Far Northern</b>	<b>0</b>	<b>435</b>
Operations Centre	0	62
Frontline Operational	0	354
Public Service & Central Office	0	19
<b>Gold Coast</b>	<b>1</b>	<b>661</b>
Operations Centre	0	100
Frontline Operational	1	540
Public Service & Central Office	0	21
<b>Health Contact Centre</b>	<b>2</b>	<b>326</b>
<b>Metro North</b>	<b>9</b>	<b>929</b>
Frontline Operational	9	905
Public Service & Central Office	0	24
<b>Metro South</b>	<b>6</b>	<b>1,366</b>
Frontline Operational	6	1,337
Public Service & Central Office	0	29
<b>Northern</b>	<b>1</b>	<b>526</b>
Operations Centre	0	60
Frontline Operational	1	445
Public Service & Central Office	0	21



QASEC	0	71
State Headquarters	0	382
Frontline Operational	0	112
Public Service & Central Office	0	270
Brisbane Operations Centre	0	263
Sunshine Coast & Wide Bay	1	994
Operations Centre	0	81
Frontline Operational	1	886
Public Service & Central Office	0	27
<b>Operations Centre Total</b>	<b>1</b>	<b>661</b>
<b>Frontline Operational Total</b>	<b>26</b>	<b>5,618</b>
<b>Public Service &amp; Central Office Total</b>	<b>0</b>	<b>445</b>
QASEC Total	0	71
HCC Total	2	326
QAS Total	29	7,121
University Students	0	75

*\*Data available only for university students diagnosed COVID-19 positive during university placement.*

# State Operations Coordination Centre Situation Report

Reporting Date	Reporting Time	Reporting Period	Report Reference
29.06.2024	0500 hrs	1700-0500 hrs	NS REPORT 28.06.2024

## Data Integrity (0500 hrs report only)

Integrity


Check	Status	Assessment
Database load:	Data for yesterday is complete	Status should be highlighted green & indicate 'Data for yesterday is complete'.
(Cube) QACIR - Percentiles LASN was last built at:	29/06/2024 3:05:57 AM	Status should be highlighted green & indicate date/time that is this morning.
Latest data contained in (Cube) QACIR - Percentiles LASN is:	28/06/2024	Status should be highlighted green & indicate yesterday's date.

## Service Demand

Number of Triple Zero Calls

Day	Date	TSV	ROK	TWB	MAR	BNE	SPT	CNS	TOTAL
Friday	28.06.2024	224	239	206	465	1,351	701	236	3,422

Day	Date	Daily June 2024 Average	Daily June 2023 Average	Difference (Increase/Decrease)
Friday	28.06.2024	3,283	3,225	 58

<b>Operations Centre Reports</b>	<ul style="list-style-type: none"> <li>The SOCC enacted the Statewide Emergency Rule at 1846 hrs, 27.06.2024 and remains in place at time of report.</li> </ul>
----------------------------------	---

<b>Grade of Service</b>	<b>Day</b>	<b>Date</b>	<b>TSV</b>	<b>ROK</b>	<b>TWB</b>	<b>MAR</b>	<b>BNE</b>	<b>SPT</b>	<b>CNS</b>	<b>TOTAL</b>
	Friday	28.06.2024	89.7%	82.6%	88.5%	86.7%	85.9%	87.4%	81.0%	86.1%

**Total incidents and responses for the day**

	Date	Total	Total Comparative for same time last year	Difference (increase/decrease)
<b>Code 1 Incidents</b>	28.06.2024 until 0000 hrs	1,579		
	29.06.2024 until 0500 hrs	159		
<b>Responses – Codes 1-4</b>	28.06.2024 until 0000 hrs	4,410	4,231	▲ 179
	29.06.2024 until 0500 hrs	336	410	▼ 74

- The iROAM Code 1 Analysis at midnight appears to be in line with recent operational demand.

	Pending incidents	Time	Number of incidents
<b>Pending Incidents</b>	Highest pending queue	0058 hrs	125
	Lowest pending queue	1929 hrs	51
	At time of report	0500 hrs	65

Level Three  
 Hospital  
 Escalations

Region	Hospital	Time On	Time Off
Far Northern	Cairns Base Hospital	1725 hrs	1915 hrs
Central	Rockhampton Hospital	1335 hrs	0323 hrs
	Mackay Base Hospital	1632 hrs	1855 hrs
		2147 hrs	2256 hrs
Sunshine Coast & Wide Bay	Nambour General Hospital	1825 hrs	2032 hrs
Darling Downs & South West	Toowoomba Base Hospital	1714 hrs	-
Metro North	The Prince Charles Hospital	1304 hrs	2128 hrs
	Redcliffe District Hospital	1944 hrs	2223 hrs
	Caboolture Area Hospital	2000 hrs	0245 hrs
Metro South	Ipswich General Hospital	0530 hrs, 23.06.2024	-
	Queen Elizabeth II Hospital	1549 hrs	0208 hrs
		0409 hrs	-
	Princess Alexandra Hospital	1437 hrs	0332 hrs
	Mater Adults Hospital	0940 hrs, 27.06.2024	2010 hrs
		2154 hrs	0103 hrs
		0311 hrs	-
	Logan Community Hospital	0845 hrs	2308 hrs
		0133 hrs	0416 hrs
	Redland Local Hospital	2236 hrs	2321 hrs

**Tier 3  
Declarations**

- Gold Coast University Hospital – Continuation since 0800 hrs, 17.06.2024
- Gold Coast Robina Hospital – Continuation since 0800 hrs, 17.06.2024
- Mackay Base Hospital – Continuation since 2020 hrs, 20.06.2024
- Rockhampton Hospital – Continuation since 1700 hrs, 22.06.2024
- Caboolture Hospital – Continuation since 1025 hrs, 23.06.2024
- The Prince Charles Hospital – Continuation since 1430 hrs, 23.06.2024
- Sunshine Coast University Hospital – Continuation since 0600 hrs, 25.06.2024
- Ipswich General Hospital – Continuation since 0830 hrs, 26.06.2024
- Queensland Children’s Hospital – Continuation since 0615 hrs, 27.06.2024
- Gladstone Hospital – Continuation since 0800 hrs, 27.06.2024
- Hervey Bay Hospital – Continuation since 1450 hrs, 27.06.2024
- Townsville University Hospital – Continuation since 0645 hrs, 28.06.2024.

**Distribution  
Exceptions**

- Nil identified.

**QAS Escalations**

**Region  
Escalations**

Region	Level	Time On	Time Off
Nil	-	-	-

**SEQ  
Escalations**

Region	Level	Time On	Time Off
South East Queensland	<b>EXTREME</b>	1815 hrs, 23.06.2024	Ongoing at time of report.

Incidents of  
Significance

Incident Number	Date	Time of call	Response time	Location	Detail	COSE notification sent	Outcomes/ Follow up required?
-----------------	------	--------------	---------------	----------	--------	------------------------	-------------------------------

RTI Released

**Fatal Penetrating Injury**

<b>19409658</b>	28.06.2024	1623 hrs	5 mins	Mighell <b>Far Northern Region</b>	<p>QAS responded to a QPS ICEMS request for a 50-year-old female patient who presented with central penetrating wounds to the chest at a private residence. CPR in progress by QPS.</p> <p>On arrival, resuscitation measures continued by QAS. Patient subsequently declared Life Extinct on scene and left in care of QPS.</p> <p>Following this incident, QPS requested QAS assistance to attend a multi-vehicle RTC with three patients at Sandy Creek a short time later (Incident: 19409710), which was believed to be related to the Mighell incident.</p> <p>The driver of one vehicle absconded from scene prior to QAS arrival. Two other patients on scene presented with nil injuries and were left on scene with QPS.</p> <p>QPS issued a safety alert to the Sandy Creek community while search efforts were undertaken to locate the driver.</p> <p>The person of interest was located by QPS and assessed by QAS. A <b>Irrelevant</b> male patient presented with a closed head injury, arm injuries and multiple lacerations, transported in a stable condition with QPS escort to Innisfail District Hospital.</p>	Yes	Priority One activated.
-----------------	------------	----------	--------	---	--	-----	-------------------------

						<b>RTC – Car on Fire</b>		
<b>19410398</b>	28.06.2024	1933 hrs	2 mins	<b>The Gap Metro North Region</b>	<p>QAS responded to reports of a single vehicle RTC with significant damage, vehicle on fire with unknown number of occupants.</p> <p>On QAS arrival, one female occupant was rapidly extricated from the vehicle with assistance, confirmed nil other occupants.</p> <p>The patient presented with an altered level of consciousness and was transported to Royal Brisbane Women's Hospital in a stable condition with HARU on board.</p>	Yes	Priority One activated.  Media on scene.	

RTI Released



**Bus and Pedestrian – Fatality**

19411267	28.06.2024	2335 hrs	5 mins	South Brisbane <b>Metro South Region</b>	<p>QAS responded to reports of a bus and pedestrian incident, with the pedestrian trapped beneath the bus.</p> <p>On arrival, QAS declared the patient Life Extinct, with injuries incompatible with life.</p> <p>QAS assessed the bus driver and transported them to the Royal Brisbane Women's Hospital in a stable condition with emotional distress.</p> <p>Eight passengers were aboard the bus and declined offered assessment and transport.</p> <p>Scene and patients left in the care of QPS.</p>	Yes	Priority One activated.
----------	------------	----------	--------	---	--	-----	-------------------------

19411289	28.06.2024	2342 hrs	5 mins	Mount Gravatt Metro South Region	<p><b>Alleged Stabbing</b></p> <p>QAS responded to reports of a male patient with penetrating central wounds, located at a hotel.</p> <p>On arrival, QPS on scene with a conscious male patient presenting with two penetrating abdominal wounds.</p> <p>The patient was transported to Princess Alexandra Hospital in a serious condition with HARU on board.</p> <p>QPS requested QAS further to attend for a second male patient that they had transported to the QPS station from the scene. QAS assessed a conscious male patient with minor injuries and transported to Queen Elizabeth II Hospital in a stable condition.</p>	Yes	Nil.
----------	------------	----------	--------	--	--	-----	------

Case Surveillance

Reporting Period  
0500 hrs 28.06.2024 – 0500 hrs 29.06.2024

Incident Number	Date	Time of call	Response time	Priority	Location	Details	Incident Outcome	Case Status
Nil	-	-	-	-	-	-	-	-

RSQ Rotary  
 Asset  
 Availability

Location	Asset Number	Status
Brisbane	500	Online
Brisbane	533	Online
Bundaberg	522	Online
Cairns	510	Online
Horn Island	700	Online
Horn Island	701	Online
Mackay	412	Online
Mackay	422	Online
Maroochydore	511	Offline
Mount Isa	400	Online
Rockhampton	300	Online
Roma	566	Online
Toowoomba	577	Online
Toowoomba	588	Online
Townsville	521	Online

*\*Information correct as of 0400 hrs, 29.06.2024.*

<b>Major Events and Exercises</b>	Event	Start	Finish	Deployed Resources	Detail
	Laura Races, Rodeo & Campdraft Festival Far Northern Region	26.06.2024	01.07.2024	10 x Paramedics, 2 x units, EM Operation Support Unit	Officers and EM resources have been deployed to assist with the Laura Dance Festival.  Expected attendance is 3,000 including participants and patrons.
	Big Red Bash Central Region	27.06.2024	09.07.2024	8 x total paramedics including 1 x SRT officer, EM Tactical Support Units	Officers have been deployed to assist with the Big Red Bash, with travel to the site commencing 27.06.2024.  Resources deployed include 4WD Modular ambulance, 4WD Landcruiser, Emergency Response Vehicle (ERV).  The expected attendance is 7,500, however at the 2023 event 13,000 patrons attended.

<b>QAS Staff Deployment</b>	Incident	No. of staff actively deployed	Total deployed since commencement of incident	Authority to deploy	NOTES
	Nil	-	-	-	-

<b>Coordination</b>	Area	QAS/Health State	QAS/Health Regional	QFES Regional	SDCG/SOC	DDMG	LDMG
	Stand Up	QAS SOCC	-	-	-	-	-
	Lean Forward	-	-	-	-	-	-

Incidents Involving QAS Resources on Standby

Environmental Impacts

Incident	Location	Start	Finish	Deployed Resources	Detail
Nil	-	-	-	-	-

- Weather intelligence from the Bureau of Meteorology (BoM) has been reviewed, with no significant weather impacts expected over the next several days.

Critical Infrastructure

- ICT Major Incident Notification – Rockhampton OpCen – Central Region – Radio Disruption Springsure (V70) & Clermont (V69 & V67) – Restored**  
Rockhampton OpCen experienced a radio disruption on channels Clermont (V69 and V67), and Springsure (V70). Mt Orange (V63, V64, V68, V71 and V75) was also found to be affected. Radio degradation may cause communications to be misinterpreted or lost, forcing the use of other communication methods, which can potentially cause delays. RES Rockhampton were engaged to investigate Springsure (V70), replacing a depleted battery and restoring services. RES Mackay were engaged to investigate Clermont (V69 and V67), identifying a local mains power failure. The power supply has been replaced, and testing is currently underway. RES Mackay successfully recharged the batteries servicing Mt Orange, restoring all affected channels. State OpCen SOS advises that mobiles phones and Sat PTT remain operational and are available to be utilised as a workaround.  
**Update** – Testing between Rockhampton OpCen and crews confirm that V69 is now functional. All channels impacted at the beginning of this incident are now confirmed restored. Nil further operational impacts reported.

Staff Welfare

Duress Alarm Activations

Incident Number	Date	Location	Detail	Outcomes/Follow up required?
Nil	-	-	-	-

**Operational Staff Fatigue Notifications 28.06.2024 1600 hrs – 29.06.2024 0400 hrs**

Fatigue Score Reporting

Regions	No. Officers recording fatigue score Medium	No. Officers recording fatigue score High	Actioned
Far Northern	1	0	1 x Region Notification Generated
Northern	0	0	-
Central	0	0	-
Darling Downs & South West	0	0	-
Sunshine Coast & Wide Bay	4	0	4 x Region Notifications Generated
Metro North	0	0	-
Metro South	0	0	-
Gold Coast	0	0	-
State OpCen	0	0	-
<b>Total</b>	<b>5</b>	<b>0</b>	<b>5 x Region Notifications Generated</b>

Workplace Health and Safety Incidents

Incident Number	Date	Location	Detail	Outcomes/Follow up required?
Nil	-	-	-	-

Emerging COVID-19 Intelligence	<ul style="list-style-type: none"> <li>• Nil identified.</li> </ul>
--------------------------------	---

PPE Incidents	Incident Number	Region	Type	Officers Involved	Notification	Outcomes/Issues/Follow up required?
	Nil	-	-	-	-	-

Total number of diagnosed COVID-19 positive infections	Region	Number of staff currently diagnosed COVID-19 positive	Cumulative number of diagnosed COVID-19 positive infections
	Central	3	633
	Operations Centre	1	48
	Frontline Operational	2	566
	Public Service & Central Office	0	19
	Darling Downs & South West	4	535
	Operations Centre	0	47
	Frontline Operational	4	473
	Public Service & Central Office	0	15
	Far Northern	0	435
	Operations Centre	0	62
	Frontline Operational	0	354
	Public Service & Central Office	0	19
	Gold Coast	1	661
	Operations Centre	0	100
	Frontline Operational	1	540
	Public Service & Central Office	0	21
	Health Contact Centre	2	326

<b>Metro North</b>	7	929
Frontline Operational	7	905
Public Service & Central Office	0	24
<b>Metro South</b>	6	1,367
Frontline Operational	5	1,337
Public Service & Central Office	1	30
<b>Northern</b>	1	526
Operations Centre	0	60
Frontline Operational	1	445
Public Service & Central Office	0	21
<b>QASEC</b>	0	71
<b>State Headquarters</b>	0	382
Frontline Operational	0	112
Public Service & Central Office	0	270
<b>SEQ Operations Centre</b>	0	263
<b>Sunshine Coast &amp; Wide Bay</b>	1	994
Operations Centre	0	81
Frontline Operational	1	886
Public Service & Central Office	0	27
<b>Operations Centre Total</b>	1	661
<b>Frontline Operational Total</b>	21	5,618
<b>Public Service &amp; Central Office Total</b>	1	446
<b>QASEC Total</b>	0	71
<b>HCC Total</b>	2	326
<b>QAS Total</b>	25	7,122
University Students	0	75


*\*Data available only for university students diagnosed COVID-19 positive during university placement.*



# State Operations Coordination Centre Situation Report

Reporting Date	Reporting Time	Reporting Period	Report Reference
29.06.2024	1700 hrs	0500-1700 hrs	DS REPORT 29.06.2024

## Service Demand

Incidents and Responses Trending	Total incidents and responses for the day	Date	Total	Total Comparative for same time last year	Difference (increase/decrease)
	Code 1 Incidents	29.06.2024 until 1700 hrs	1,029	N/A	N/A
	Responses – Codes 1-4	29.06.2024 until 1700 hrs	2,602	2,597	 5

Pending Incidents	Pending incidents	Time	Number of incidents
	Highest pending queue	0600 hrs	73
	Lowest pending queue	1646 hrs	24
	At time of report	1700 hrs	31

**Level Three  
Hospital  
Escalations**

Region	Hospital	Time On	Time Off
Far Northern	Cairns Base Hospital	1350 hrs	-
Sunshine Coast & Wide Bay	Gympie General Hospital	1410 hrs	1615 hrs
Metro North	Redcliffe District Hospital	1246 hrs	1500 hrs
Metro South	Ipswich General Hospital	0530 hrs, 23.06.2024	-
	Queen Elizabeth II Hospital	0409 hrs	0536 hrs
		1330 hrs	-
	Mater Adults Hospital	0311 hrs	0501 hrs
		1340 hrs	1440 hrs
Logan Community Hospital	1020 hrs	-	
Darling Downs & South West	Toowoomba Base Hospital	1714 hrs	-

**Tier 3  
Declarations**

- Gold Coast University Hospital – Continuation since 0800 hrs, 17.06.2024
- Gold Coast Robina Hospital – Continuation since 0800 hrs, 17.06.2024
- Mackay Base Hospital – Continuation since 2020 hrs, 20.06.2024
- Rockhampton Hospital – Continuation since 1700 hrs, 22.06.2024
- Caboolture Hospital – Continuation since 1025 hrs, 23.06.2024
- Sunshine Coast University Hospital – Continuation since 0600 hrs, 25.06.2024
- Ipswich General Hospital – Continuation since 0830 hrs, 26.06.2024
- Queensland Children’s Hospital – Continuation since 0615 hrs, 27.06.2024
- Gladstone Hospital – Continuation since 0800 hrs, 27.06.2024
- Hervey Bay Hospital – Continuation since 1450 hrs, 27.06.2024
- Townsville University Hospital – Continuation since 0645 hrs, 28.06.2024.

Distribution Exceptions

- Nil reported.

QAS Escalations

Region Escalations

Region	Level	Time On	Time Off
Nil	-	-	-

SEQ Escalations

Region	Level	Time On	Time Off
South East Queensland	<b>EXTREME</b>	1815 hrs, 23.06.2024	Ongoing at time of report

Incidents of Significance

Incident Number	Date	Time of call	Response time	Location	Detail	COSE notification sent	Outcomes/ Follow up required?
19412632	29.06.2024	0941 hrs	39 mins	Lower Tenthill Metro South Region	<p><b>Significant Motorbike Incident</b></p> <p>QAS called to a <b>Irrelevant</b> female patient, conscious and breathing post single motorbike crash off a jump.</p> <p>On QAS arrival, one patient presenting with face and arm injuries.</p> <p>Patient transported in a stable condition by Helo to Princess Alexandra Hospital.</p>	No	-

**Vehicle into House**

19413506	29.06.2024	1334 hrs	5 mins	Brighton Metro North Region	<p>QAS called to reports of a vehicle into a residential house, with multiple patients.</p> <p>QPS and QFES on scene. On QAS arrival four patients identified.</p> <p>Patient one, a conscious Irrelevant male driver of the vehicle, no injuries reported. Patient remained on scene.</p> <p>Patient two, a conscious Irrelevant female passenger of the vehicle, presenting with chest pain. Patient transported in a stable condition to Royal Brisbane and Women's Hospital.</p> <p>Patient three, resident of the house, a Irrelevant male. Patient reportedly struck by vehicle, presenting with an altered level of consciousness. Patient transported to The Prince Charles Hospital in a stable condition.</p> <p>Patient four, a conscious Irrelevant female presenting with Irrelevant . Patient reportedly being held by patient three at the time of the incident. Patient transported in a stable condition to Queensland Children's Hospital.</p>	No.	Incident has attracted commercial media attention.
----------	------------	----------	--------	-----------------------------------	--	-----	--

**Operations  
Centre  
Reports**

- The SOCC enacted the Statewide Emergency Rule at 1846 hrs, 27.06.2024 and it was revoked at 0700 hrs, 29.06.2024
- The SOCC enacted the Statewide Urgent Disconnect at 0930 hrs, 29.06.2024, and it was escalated to the Statewide Emergency Rule at 1104 hrs, 29.06.2024, which remains in place at time of report.

RSQ Rotary  
 Asset  
 Availability

Location	Asset Number	Status
Brisbane	500	Online
Brisbane	533	Online
Bundaberg	522	Online
Cairns	510	Online
Horn Island	700	Online
Horn Island	701	Online
Mackay	412	Online
Mackay	422	Online
Maroochydore	511	Online
Mount Isa	400	Online
Rockhampton	300	Online
Roma	566	Online
Toowoomba	577	Online
Toowoomba	588	Online
Townsville	521	Online

*\*Information correct as of 1600 hrs, 29.06.2024.*

Major Events and Exercises

Event	Start	Finish	Deployed Resources	Detail
Laura Races, Rodeo & Campdraft Festival Far Northern Region	26.06.2024	01.07.2024	10 x Paramedics, 2 x units, EM Operation Support Unit	Officers and EM resources have been deployed to assist with the Laura Dance Festival.  Expected attendance is 3,000 including participants and patrons.
Big Red Bash Central Region	27.06.2024	09.07.2024	8 x total paramedics including 1 x SRT officer, EM Tactical Support Units	Officers have been deployed to assist with the Big Red Bash, with travel to the site commencing 27.06.2024.  Resources deployed include 4WD Modular ambulance, 4WD Landcruiser, Emergency Response Vehicle (ERV).  The expected attendance is 7,500, however at the 2023 event 13,000 patrons attended.

QAS Staff Deployment

Incident	No. of staff actively deployed	Total deployed since commencement of incident	Authority to deploy	NOTES
Nil	-	-	-	-

Coordination

Area	QAS/Health State	QAS/Health Regional	QFES Regional	SDCG/SOC	DDMG	LDMG
Stand Up	QAS SOCC	-	-	-	-	-
Lean Forward	-	-	-	-	-	-

Environmental Impacts

Incidents Involving QAS Resources on Standby					
Incident	Location	Start	Finish	Deployed Resources	Detail
Nil	-	-	-	-	-

- Weather intelligence from the Bureau of Meteorology (BoM) has been reviewed, with no significant weather impacts expected over the next several days.

Critical Infrastructure

- ICT Major Incident Notification – Townsville OpCen – Northern Region – Palm Island V10 Disruption – Restored**  
Townsville OpCen reported that two-way radio communications on channel V10 with crews on Palm Island were unavailable. Degradation may cause communications to be misinterpreted or lost, forcing the use of other communication methods, which can potentially cause delays. Radio Electronics Section (RES) Townsville were engaged to investigate. FSG advised that SatPTT and mobile phones remained operational and were utilised as a workaround. RES Townsville investigations were unable to identify any issues between the Townsville OpCen and Repeater, with FSG confirming that radio communications on channel V10 self-restored.
- ICT Major Incident Notification – Statewide – QAS Downstream Apps Intermittent Disruption**  
QAS are reporting users are intermittently receiving an error message when either attempting to access or working in various applications. The applications that have been reported to be intermittently affected are iROAM1, iROAM2, PACH AAB and RBAM. Staff are intermittently unable to access any application where the data is hosted on the Data Warehouse, including a number of downstream frontline operational applications which source their information from the Data Warehouse. Database Management (DBM) have been engaged and are investigating the issue.

Staff Welfare

Duress Alarm Activations

Incident Number	Date	Location	Detail	Outcomes/Follow up required?
Nil	-	-	-	-

**Operational Staff Fatigue Notifications 29.06.2024 0400 hrs – 29.06.2024 1600 hrs**

Fatigue Score Reporting

Regions	No. Officers recording a medium fatigue score	No. Officers recording high fatigue score	Actioned
Far Northern	2	5	7 x Region Notifications Generated
Northern	0	0	-
Central	1	0	1 x Region Notification Generated
Darling Downs & South West	0	2	2 x Region Notifications Generated
Sunshine Coast & Wide Bay	1	1	2 x Region Notifications Generated
Metro North	0	0	-
Metro South	0	0	-
Gold Coast	0	0	-
State OpCen	0	0	-
<b>Total</b>	<b>4</b>	<b>8</b>	<b>12 x Region Notifications Generated</b>

Workplace Health and Safety Incidents

Incident Number	Date	Location	Details	Outcomes/Follow up required?
Nil	-	-	-	-



Emerging  
COVID-19  
Intelligence

- Nil identified.

PPE Incidents

Incident Number	Region	Type	Officers Involved	Notification	Outcomes/Issues/Follow up required?
Nil	-	-	-	-	-

RTI Release

Total  
number of  
diagnosed  
COVID-19  
positive  
infections

Region	Number of staff currently diagnosed COVID-19 positive	Cumulative number of diagnosed COVID-19 positive infections
<b>Central</b>	<b>3</b>	<b>633</b>
Operations Centre	1	48
Frontline Operational	2	566
Public Service & Central Office	0	19
<b>Darling Downs &amp; South West</b>	<b>5</b>	<b>536</b>
Operations Centre	0	47
Frontline Operational	5	474
Public Service & Central Office	0	15
<b>Far Northern</b>	<b>0</b>	<b>435</b>
Operations Centre	0	62
Frontline Operational	0	354
Public Service & Central Office	0	19
<b>Gold Coast</b>	<b>2</b>	<b>662</b>
Operations Centre	0	100
Frontline Operational	2	541
Public Service & Central Office	0	21
<b>Health Contact Centre</b>	<b>2</b>	<b>326</b>
<b>Metro North</b>	<b>7</b>	<b>929</b>
Frontline Operational	7	905
Public Service & Central Office	0	24
<b>Metro South</b>	<b>7</b>	<b>1,368</b>
Frontline Operational	6	1,338
Public Service & Central Office	1	30
<b>Northern</b>	<b>1</b>	<b>526</b>
Operations Centre	0	60
Frontline Operational	1	445
Public Service & Central Office	0	21

QASEC	0	71
State Headquarters	0	382
Frontline Operational	0	112
Public Service & Central Office	0	270
Brisbane Operations Centre	0	263
Sunshine Coast & Wide Bay	1	994
Operations Centre	0	81
Frontline Operational	1	886
Public Service & Central Office	0	27
Operations Centre Total	1	661
Frontline Operational Total	24	5,621
Public Service & Central Office Total	1	446
QASEC Total	0	71
HCC Total	2	326
QAS Total	28	7,125
University Students	0	75

*\*Data available only for university students diagnosed COVID-19 positive during university placement.*

# State Operations Coordination Centre Situation Report

Reporting Date	Reporting Time	Reporting Period	Report Reference
30.06.2024	0500 hrs	1700-0500 hrs	NS REPORT 29.06.2024

## Data Integrity (0500 hrs report only)

Integrity


Check	Status	Assessment
Database load:	Data for yesterday is complete	Status should be highlighted green & indicate 'Data for yesterday is complete'.
(Cube) QACIR - Percentiles LASN was last built at:	30/06/2024 3:05:56 AM	Status should be highlighted green & indicate date/time that is this morning.
Latest data contained in (Cube) QACIR - Percentiles LASN is:	29/06/2024	Status should be highlighted green & indicate yesterday's date.

## Service Demand

Number of Triple Zero Calls

Day	Date	TSV	ROK	TWB	MAR	BNE	SPT	CNS	TOTAL
Saturday	29.06.2024	249	272	183	515	1,133	783	285	3,420

Day	Date	Daily June 2024 Average	Daily June 2023 Average	Difference (Increase/Decrease)
Saturday	29.06.2024	3,288	3,225	 63

<b>Operations Centre Reports</b>	<ul style="list-style-type: none"> <li>The SOCC enacted the Statewide Emergency Rule at 1104 hrs, 29.06.2024, which remains in place at time of report.</li> </ul>
----------------------------------	--

<b>Grade of Service</b>	<b>Day</b>	<b>Date</b>	<b>TSV</b>	<b>ROK</b>	<b>TWB</b>	<b>MAR</b>	<b>BNE</b>	<b>SPT</b>	<b>CNS</b>	<b>TOTAL</b>
	Saturday	29.06.2024	88.4%	90.1%	82.8%	86.6%	88.0%	87.1%	85.3%	87.3%

**Total incidents and responses for the day**

	Date	Total	Total Comparative for same time last year	Difference (increase/decrease)
<b>Code 1 Incidents</b>	29.06.2024 until 0000 hrs	1,588		
	30.06.2024 until 0500 hrs	193		
<b>Responses – Codes 1-4</b>	29.06.2024 until 0000 hrs	3,916	3,700	▲ 216
	30.06.2024 until 0500 hrs	387	421	▼ 34

- The iROAM Code 1 Analysis at midnight appears to be in line with recent operational demand.

<b>Pending incidents</b>	<b>Time</b>	<b>Number of incidents</b>
Highest pending queue	0110 hrs	95
Lowest pending queue	1705 hrs	28
At time of report	0500 hrs	76

Level Three  
 Hospital  
 Escalations

Region	Hospital	Time On	Time Off
Far Northern	Cairns Base Hospital	1350 hrs	1750 hrs
		1917 hrs	2338 hrs
Central	Rockhampton Hospital	0115 hrs	-
Sunshine Coast & Wide Bay	Bundaberg Base Hospital	0230 hrs	-
Metro South	Ipswich General Hospital	0530 hrs, 23.06.2024	-
	Queen Elizabeth II Hospital	1330 hrs	1740 hrs
		2113 hrs	0207 hrs
	Logan Community Hospital	1020 hrs	-
	Mater Adults Hospital	1705 hrs	0136 hrs
	Princess Alexandra Hospital	2010 hrs	2356 hrs
0202 hrs		0426 hrs	
Darling Downs & South West	Toowoomba Base Hospital	1714 hrs	-

**Tier 3  
Declarations**

- Gold Coast University Hospital – Continuation since 0800 hrs, 17.06.2024
- Gold Coast Robina Hospital – Continuation since 0800 hrs, 17.06.2024
- Mackay Base Hospital – Continuation since 2020 hrs, 20.06.2024
- Rockhampton Hospital – Continuation since 1700 hrs, 22.06.2024
- Caboolture Hospital – Continuation since 1025 hrs, 23.06.2024
- Sunshine Coast University Hospital – Continuation since 0600 hrs, 25.06.2024
- Queensland Children’s Hospital – Continuation since 0615 hrs, 27.06.2024
- Gladstone Hospital – Continuation since 0800 hrs, 27.06.2024
- Hervey Bay Hospital – Continuation since 1450 hrs, 27.06.2024
- Townsville University Hospital – Continuation since 0645 hrs, 28.06.2024
- Ipswich General Hospital – Activation at 2000 hrs, 29.06.2024.

**Distribution  
Exceptions**

- Nil identified.

**QAS Escalations**

**Region  
Escalations**

Region	Level	Time On	Time Off
Nil	-	-	-

**SEQ  
Escalations**

Region	Level	Time On	Time Off
South East Queensland	<b>EXTREME</b>	1815 hrs, 23.06.2024	Ongoing at time of report.

Incidents of Significance

Incident Number	Date	Time of call	Response time	Location	Detail	COSE notification sent	Outcomes/ Follow up required?
19415665	29.06.2024	2304 hrs	16 mins	Toogoolawah Metro South Region	<p><b>Stabbing</b></p> <p>QAS responded to reports of a patient with a penetrating neck wound.</p> <p>On arrival, QPS were on scene providing first aid to a conscious and breathing male patient with a large laceration to their neck.</p> <p>The patient was transported in a stable condition to Princess Alexandra Hospital with CCP on board.</p>	No	Nil
19415776	29.06.2024	2339 hrs	7 mins	Kawana Central Region	<p><b>RTC – Occupants Ejected</b></p> <p>QAS responded to reports of a single vehicle into a pole with occupants ejected.</p> <p>On arrival QAS confirmed two male patients were ejected from the vehicle at high speed.</p> <p>A <b>Irrelevant</b> male patient presented with an altered level of consciousness and a closed head injury.</p> <p>A <b>Irrelevant</b> male patient presented with an altered level of consciousness and an abdominal injury.</p>	Yes	<p>SOS on scene.</p> <p>WHS incident generated for blood exposure to Officer.</p> <p>Peer support activated.</p>



						Both patients were transported to Rockhampton Hospital in a stable condition with a CCP on board.		
19415943	30.06.2024	0047 hrs	18 mins	Pimpama Gold Coast Region	<p><b>Multi-casualty RTC</b></p> <p>Reports of vehicle travelling through roundabout and crashing into wall with total of five patients, including two unconscious patients.</p> <p>Crew arriving on scene confirmed high-mechanism RTC.</p> <p>All five patients were transported to Gold Coast University Hospital, including two patients that were transported Code 1 – a patient in their 20’s with abdominal injuries and a patient in their 20’s with head injuries.</p>	No	OS on scene conducted media interview.	

**Reporting Period**

0500 hrs 29.06.2024 – 0500 hrs 30.06.2024

Case Surveillance

Incident Number	Date	Time of call	Response time	Priority	Location	Details	Incident Outcome	Case Status
Nil	-	-	-	-	-	-	-	-

RSQ Rotary  
 Asset  
 Availability

Location	Asset Number	Status
Brisbane	500	Online
Brisbane	533	Online
Bundaberg	522	Online
Cairns	510	Online
Horn Island	700	Online
Horn Island	701	Online
Mackay	412	Online
Mackay	422	Online
Maroochydore	511	Online
Mount Isa	400	Online
Rockhampton	300	Online
Roma	566	Online
Toowoomba	577	Online
Toowoomba	588	Offline
Townsville	521	Online

*\*Information correct as of 0400 hrs, 30.06.2024.*

<b>Major Events and Exercises</b>	<b>Event</b>	<b>Start</b>	<b>Finish</b>	<b>Deployed Resources</b>	<b>Detail</b>		
	Laura Races, Rodeo & Campdraft Festival Far Northern Region	26.06.2024	01.07.2024	10 x Paramedics, 2 x units, EM Operation Support Unit	Officers and EM resources have been deployed to assist with the Laura Dance Festival.  Expected attendance is 3,000 including participants and patrons.		
	Big Red Bash Central Region	27.06.2024	09.07.2024	8 x total paramedics including 1 x SRT officer, EM Tactical Support Units	Officers have been deployed to assist with the Big Red Bash, with travel to the site commencing 27.06.2024.  Resources deployed include 4WD Modular ambulance, 4WD Landcruiser, Emergency Response Vehicle (ERV).  The expected attendance is 7,500, however at the 2023 event 13,000 patrons attended.		
<b>QAS Staff Deployment</b>	<b>Incident</b>	<b>No. of staff actively deployed</b>		<b>Total deployed since commencement of incident</b>	<b>Authority to deploy</b>	<b>NOTES</b>	
	Nil	-		-	-	-	
<b>Coordination</b>	<b>Area</b>	<b>QAS/Health State</b>	<b>QAS/Health Regional</b>	<b>QFES Regional</b>	<b>SDCG/SOC</b>	<b>DDMG</b>	<b>LDMG</b>
	<b>Stand Up</b>	QAS SOCC	-	-	-	-	-
	<b>Lean Forward</b>	-	-	-	-	-	-

Incidents Involving QAS Resources on Standby

Environmental Impacts

Incident	Location	Start	Finish	Deployed Resources	Detail
Nil	-	-	-	-	-

- Weather intelligence from the Bureau of Meteorology (BoM) has been reviewed, with no significant weather impacts expected over the next several days.

Critical Infrastructure

- ICT Major Incident Notification – Statewide – QAS Downstream Apps Intermittent Disruption - Restored**  
QAS are reporting users are intermittently receiving an error message when either attempting to access or working in various applications. The applications that have been reported to be intermittently affected are iROAM1, iROAM2, PACH AAB and RBAM. Staff are intermittently unable to access any application where the data is hosted on the Data Warehouse, including a number of downstream frontline operational applications which source their information from the Data Warehouse. Database Management (DBM) have been engaged and are investigating the issue.  
**Update** - Database Management (DBM) have restarted WebLogic with users reporting being able to connect to downstream applications. The cause of the disruption remains under investigation.

Staff Welfare

Duress Alarm Activations

Incident Number	Date	Location	Detail	Outcomes/Follow up required?
Nil	-	-	-	-

Operational Staff Fatigue Notifications 29.06.2024 1600 hrs – 30.06.2024 0400 hrs

Fatigue Score Reporting

Regions	No. Officers recording fatigue score Medium	No. Officers recording fatigue score High	Actioned
Far Northern	0	0	-
Northern	0	0	-
Central	0	0	-
Darling Downs & South West	0	0	-
Sunshine Coast & Wide Bay	0	0	-
Metro North	0	0	-
Metro South	0	0	-
Gold Coast	0	0	-
State OpCen	0	0	-
<b>Total</b>	<b>0</b>	<b>0</b>	<b>0 x Region Notifications Generated</b>

**Workplace Health and Safety Incidents**

Incident Number	Date	Location	Detail	Outcomes/Follow up required?
19415776	29.06.2024	Kawana Central Region	<p align="center"><b>Blood Exposure</b></p> <p>An Officer experienced blood exposure during patient care. Eye protection worn by Officer became dislodged during patient care followed by patient spitting in Officer's face.</p>	<p>SOS conducted welfare check at Hospital at completion of incident. Officer reviewed by clinician at Hospital and continued shift. Peer Support activated.</p>

**COVID-19 PANDEMIC**

**Emerging COVID-19 Intelligence**

- Nil identified.

**PPE Incidents**

Incident Number	Region	Type	Officers Involved	Notification	Outcomes/Issues/Follow up required?
Nil	-	-	-	-	-

Total number of diagnosed COVID-19 positive infections	Region	Number of staff currently diagnosed COVID-19 positive	Cumulative number of diagnosed COVID-19 positive infections
	<b>Central</b>	2	633
	Operations Centre	1	48
	Frontline Operational	1	566
	Public Service & Central Office	0	19
	<b>Darling Downs &amp; South West</b>	3	536
	Operations Centre	0	47
	Frontline Operational	3	474
	Public Service & Central Office	0	15
	<b>Far Northern</b>	0	435
	Operations Centre	0	62
	Frontline Operational	0	354
	Public Service & Central Office	0	19
	<b>Gold Coast</b>	2	662
	Operations Centre	0	100
	Frontline Operational	2	541
	Public Service & Central Office	0	21
	<b>Health Contact Centre</b>	2	326
	<b>Metro North</b>	4	929
	Frontline Operational	4	905
	Public Service & Central Office	0	24
	<b>Metro South</b>	6	1,368
Frontline Operational	5	1,338	
Public Service & Central Office	1	30	
<b>Northern</b>	1	526	
Operations Centre	0	60	
Frontline Operational	1	445	
Public Service & Central Office	0	21	

QASEC	0	71
State Headquarters	0	382
Frontline Operational	0	112
Public Service & Central Office	0	270
SEQ Operations Centre	0	263
Sunshine Coast & Wide Bay	1	994
Operations Centre	0	81
Frontline Operational	1	886
Public Service & Central Office	0	27
<b>Operations Centre Total</b>	<b>1</b>	<b>661</b>
<b>Frontline Operational Total</b>	<b>17</b>	<b>5,621</b>
<b>Public Service &amp; Central Office Total</b>	<b>1</b>	<b>446</b>
<b>QASEC Total</b>	<b>0</b>	<b>71</b>
<b>HCC Total</b>	<b>2</b>	<b>326</b>
<b>QAS Total</b>	<b>21</b>	<b>7,125</b>
University Students	0	75


*\*Data available only for university students diagnosed COVID-19 positive during university placement.*



# State Operations Coordination Centre Situation Report

Reporting Date	Reporting Time	Reporting Period	Report Reference
30.06.2024	1700 hrs	0500-1700 hrs	DS REPORT 30.06.2024

## Service Demand

Incidents and Responses Trending	Total incidents and responses for the day	Date	Total	Total Comparative for same time last year	Difference (increase/decrease)
	Code 1 Incidents	30.06.2024 until 1700 hrs	1,090	N/A	N/A
	Responses – Codes 1-4	30.06.2024 until 1700 hrs	2,476	2,505	 29

Pending Incidents	Pending incidents	Time	Number of incidents
	Highest pending queue	0537 hrs	84
	Lowest pending queue	1531 hrs	26
	At time of report	1700 hrs	34

Level Three  
Hospital  
Escalations

Region	Hospital	Time On	Time Off
Far Northern	Cairns Base Hospital	0651 hrs	0730 hrs
Central	Rockhampton Hospital	0115 hrs	0610 hrs
		1040 hrs	-
Sunshine Coast & Wide Bay	Bundaberg Base Hospital	0230 hrs	0839 hrs
	Gympie General Hospital	0840 hrs	1129 hrs
		1450 hrs	1530 hrs
	Nambour General Hospital	1450 hrs	-
Metro North	The Prince Charles Hospital	1257 hrs	1445 hrs
Metro South	Ipswich General Hospital	0530 hrs, 23.06.2024	-
	Logan Community Hospital	1020 hrs, 29.06.2024	0708 hrs, 30.06.2024
		1140 hrs	-
	Redland Local Hospital	1240 hrs	-
	Mater Adults Hospital	1515 hrs	-
	Queen Elizabeth II Jubilee Hospital	1650 hrs	-
Darling Downs & South West	Toowoomba Base Hospital	1714 hrs, 28.06.2024	-

<b>Tier 3 Declarations</b>	<ul style="list-style-type: none"> <li>• Gold Coast University Hospital – Continuation since 0800 hrs, 17.06.2024</li> <li>• Gold Coast Robina Hospital – Continuation since 0800 hrs, 17.06.2024</li> <li>• Mackay Base Hospital – Continuation since 2020 hrs, 20.06.2024</li> <li>• Rockhampton Hospital – Continuation since 1700 hrs, 22.06.2024</li> <li>• Caboolture Hospital – Continuation since 1025 hrs, 23.06.2024</li> <li>• Sunshine Coast University Hospital – Continuation since 0600 hrs, 25.06.2024</li> <li>• Queensland Children’s Hospital – Continuation since 0615 hrs, 27.06.2024</li> <li>• Gladstone Hospital – Continuation since 0800 hrs, 27.06.2024</li> <li>• Hervey Bay Hospital – Continuation since 1450 hrs, 27.06.2024</li> <li>• Townsville University Hospital – Continuation since 0645 hrs, 28.06.2024</li> <li>• Ipswich General Hospital – Continuation since 2000 hrs, 29.06.2024.</li> </ul>
--------------------------------	---

<b>Distribution Exceptions</b>	<ul style="list-style-type: none"> <li>• Nil reported.</li> </ul>
------------------------------------	---

**QAS Escalations**

<b>Region Escalations</b>	Region	Level	Time On	Time Off
	Nil	-	-	-

<b>SEQ Escalations</b>	Region	Level	Time On	Time Off
	South East Queensland	<b>EXTREME</b>	1815 hrs, 23.06.2024	Ongoing at time of report

Incident Number	Date	Time of call	Response time	Location	Detail	COSE notification sent	Outcomes/ Follow up required?
19416510	30.06.2024	0519 hrs	13 mins	Brandon Northern Region	<p align="center"><b>Vehicle Rollover</b></p> <p>Single quadbike rollover on a private property.</p> <p>On QAS arrival, a 3[irrelevant] female patient presented with a head injury and an altered level of consciousness post an initial period of unconsciousness.</p> <p>Patient transported by road to Ayr Hospital in a serious condition for Helo retrieval. Helo declined tasking due to weather conditions.</p> <p>Patient retrieved by Flight Medical Officer and Flight CCP and was transported by road to Townsville University Hospital in a serious condition.</p>	No	OpCen conducted regular welfare checks with Flight Team during Code One transport to Townsville University Hospital.
19416659	30.06.2024	0654 hrs	42 mins	[irrelevant] Darling Downs & South West Region	<p align="center"><b>Penetrating Trauma</b></p> <p>QAS called to a [irrelevant] male reportedly impaled in the throat by a 10-12mm pig hook on a private property. Hook removed prior to call to QAS.</p> <p>Patient transported from property by private means and rendezvoused with QAS road response.</p> <p>On arrival, patient presented conscious with a penetrating wound to the neck with jugular involvement and a suspected jaw fracture.</p> <p>Patient transported by road in a critical condition to Meandarra Airport and subsequently retrieved by Helo to the Queensland Children's Hospital.</p>	No	

Incidents of Significance

19417229	30.06.2024	1024 hrs	24 mins	<p>Irrelevant Metro South Region</p>	<p><b>Siege Situation</b></p> <p>QAS requested for an adult male acting violently with a mental health condition.</p> <p>QAS attended scene with QPS and identified the requirement for chemical restraint. QPS required further units to safely physically restrain the patient. During attempts to physically restrain the patient, they broke free and barricade themselves in a bedroom.</p> <p>QPS requested QPS negotiators and PSRT to the scene to assist. QPS forced entry and facilitated loading patient onto QAS stretcher.</p> <p>Patient transported with QPS escort to Princess Alexandra Hospital without further incident.</p>	No	OS attended scene.
19417385	30.06.2024	1111 hrs	16 mins	<p>Gumlu Northern Region</p>	<p><b>Multi-Casualty Incident: Bus and Vehicle RTC</b></p> <p>Multi-agency response to a multi-casualty road traffic crash involving a greyhound bus and a vehicle towing a caravan on the Bruce Highway.</p> <p>Total of 35 patients involved:</p> <ul style="list-style-type: none"> <li>• 3 x Black</li> <li>• 2 x Red</li> <li>• 4 x Yellow</li> <li>• 26 x Green</li> </ul> <p>Total of 8 patients transported to facilities across Townsville HHS by QAS and RSQ.</p> <p>Total of 3 patients declared Life Extinct on scene and left in care of QPS.</p>	Yes	<p>Northern RACC &amp; Townsville HHS HEOC Stood Up.</p> <p>Incident generated significant media attention.</p> <p>Priority One activated.</p>

					<p>Total of 9 patients discharged from scene with advice.</p> <p>Total of 15 patients declined offer of transport, denying injuries. Transported by Greyhound to places of residence.</p>		
19417484	30.06.2024	1135 hrs	8 min	<p>Forest Hill Metro South Region</p>	<p><b>Fatal RTC</b></p> <p>QAS requested for a single vehicle into a pole and tree. Single occupant reported to be deceased with significant intrusion and damage to the vehicle.</p> <p>QAS on scene confirmed sole occupant; Irrelevant male Life Extinct with significant traumatic injuries.</p> <p>QAS self-removed from scene on identifying a Irrelevant cabin of the vehicle.</p> <p>Patient and scene left in care of QPS. Area declared a crime scene. QPS have closed Forrest Hill Road and Fernvale road until investigations have been completed.</p>	No	<p>SOS conducted debrief with crew on scene.</p> <p>Priority One Activated.</p> <p>SOS advised nil major interruption expected from road closure.</p>
19417960	30.06.2024	1355 hrs	8 mins	<p>Irrelevant Northern Region</p>	<p><b>Deceased Person in Public Location</b></p> <p>QAS requested for reports of a male person located deceased on Castle Hill. QPS advised social worker called QPS following concerns for patient's mental health and patient leaving Irrelevant</p> <p>QAS declared patient Life Extinct on arrival. Nil resuscitative measures initiated. QFES extricated the patient with support from QAS. Patient left in care of QPS.</p>	No	<p>Incident location had a similar incident on 23.06.2024.</p>

Operations  
Centre  
Reports

- The SOCC enacted the Statewide Emergency Rule at 1104 hrs, 29.06.2024, and revoked at 0940 hrs, 30.06.2024
- The SOCC enacted the Statewide Urgent Disconnect at 1135 hrs, 30.06.2024, and upgraded to Emergency Rule at 1205 hrs, 30.06.2024
- The SOCC enacted the Statewide Emergency Rule as of 1135 hrs, 30.06.2024, which remains in place at time of report.

Retrieval Services Queensland

RSQ Rotary  
Asset  
Availability

Location	Asset Number	Status
Brisbane	500	Online
Brisbane	533	Online
Bundaberg	522	Offline
Cairns	510	Online
Horn Island	700	Online
Horn Island	701	Online
Mackay	412	Online
Mackay	422	Online
Maroochydore	511	Online
Mount Isa	400	Online
Rockhampton	300	Online
Roma	566	Online
Toowoomba	577	Online
Toowoomba	588	Offline
Townsville	521	Online

*\*Information correct as of 1600 hrs, 30.06.2024.*