

- The SOCC enacted the Statewide Emergency Plan at 1915 hrs, 08.06.2024 and was revoked at 0730 hrs, 09.06.2024.

Retrieval Services Queensland

RSQ Rotary Asset  
Availability

Location	Asset Number	Status
Brisbane	500	Online
Brisbane	533	Online
Bundaberg	522	Online
Cairns	510	Online
Horn Island	700	Online
Horn Island	701	Online
Mackay	412	Online
Mackay	422	Online
Maroochydore	511	Online
Mount Isa	400	Offline
Rockhampton	300	Online
Roma	566	Online
Toowoomba	577	Offline
Toowoomba	588	Online
Townsville	521	Online

*\*Information correct as of 1600 hrs, 09.06.2024.*

<b>Major Events and Exercises</b>	<table border="1" style="width: 100%; border-collapse: collapse;"> <thead> <tr> <th style="width: 15%;">Event</th> <th style="width: 10%;">Start</th> <th style="width: 10%;">Finish</th> <th style="width: 25%;">Deployed Resources</th> <th colspan="3" style="width: 35%;">Detail</th> </tr> </thead> <tbody> <tr> <td style="text-align: center;">Nil</td> <td style="text-align: center;">-</td> <td style="text-align: center;">-</td> <td style="text-align: center;">-</td> <td colspan="3" style="text-align: center;">-</td> </tr> </tbody> </table>						Event	Start	Finish	Deployed Resources	Detail			Nil	-	-	-	-									
Event	Start	Finish	Deployed Resources	Detail																							
Nil	-	-	-	-																							
<b>QAS Staff Deployment</b>	<table border="1" style="width: 100%; border-collapse: collapse;"> <thead> <tr> <th style="width: 20%;">Incident</th> <th style="width: 15%;">No. of staff actively deployed</th> <th style="width: 20%;">Total deployed since commencement of incident</th> <th style="width: 10%;">Authority to deploy</th> <th colspan="3" style="width: 30%;">NOTES</th> </tr> </thead> <tbody> <tr> <td style="text-align: center;">Nil</td> <td style="text-align: center;">-</td> <td style="text-align: center;">-</td> <td style="text-align: center;">-</td> <td colspan="3" style="text-align: center;">-</td> </tr> </tbody> </table>						Incident	No. of staff actively deployed	Total deployed since commencement of incident	Authority to deploy	NOTES			Nil	-	-	-	-									
Incident	No. of staff actively deployed	Total deployed since commencement of incident	Authority to deploy	NOTES																							
Nil	-	-	-	-																							
<b>Coordination</b>	<table border="1" style="width: 100%; border-collapse: collapse;"> <thead> <tr> <th style="width: 10%;">Area</th> <th style="width: 15%;">QAS/Health State</th> <th style="width: 15%;">QAS/Health Regional</th> <th style="width: 15%;">QFES Regional</th> <th style="width: 10%;">SDCG/SOC</th> <th style="width: 10%;">DDMG</th> <th style="width: 15%;">LDMG</th> </tr> </thead> <tbody> <tr> <td style="background-color: #ff0000; color: white; text-align: center;">Stand Up</td> <td style="text-align: center;">QAS SOCC</td> <td style="text-align: center;">-</td> <td style="text-align: center;">-</td> <td style="text-align: center;">-</td> <td style="text-align: center;">-</td> <td style="text-align: center;">-</td> </tr> <tr> <td style="background-color: #ffcc00; text-align: center;">Lean Forward</td> <td style="text-align: center;">-</td> <td style="text-align: center;">-</td> <td style="text-align: center;">-</td> <td style="text-align: center;">-</td> <td style="text-align: center;">-</td> <td style="text-align: center;">• Wujal Wujal</td> </tr> </tbody> </table>						Area	QAS/Health State	QAS/Health Regional	QFES Regional	SDCG/SOC	DDMG	LDMG	Stand Up	QAS SOCC	-	-	-	-	-	Lean Forward	-	-	-	-	-	• Wujal Wujal
Area	QAS/Health State	QAS/Health Regional	QFES Regional	SDCG/SOC	DDMG	LDMG																					
Stand Up	QAS SOCC	-	-	-	-	-																					
Lean Forward	-	-	-	-	-	• Wujal Wujal																					
<b>Environmental Impacts</b>	<table border="1" style="width: 100%; border-collapse: collapse;"> <thead> <tr> <th colspan="7" style="text-align: center; background-color: #d9e1f2;">Incidents Involving QAS Resources on Standby</th> </tr> <tr> <th style="width: 15%;">Incident</th> <th style="width: 15%;">Location</th> <th style="width: 10%;">Start</th> <th style="width: 10%;">Finish</th> <th style="width: 15%;">Deployed Resources</th> <th colspan="2" style="width: 35%;">Detail</th> </tr> </thead> <tbody> <tr> <td style="text-align: center;">Nil</td> <td style="text-align: center;">-</td> <td style="text-align: center;">-</td> <td style="text-align: center;">-</td> <td style="text-align: center;">-</td> <td colspan="2" style="text-align: center;">-</td> </tr> </tbody> </table> <ul style="list-style-type: none"> <li>Weather intelligence from the Bureau of Meteorology (BoM) has been reviewed, with no significant weather impacts expected over the next several days.</li> </ul>						Incidents Involving QAS Resources on Standby							Incident	Location	Start	Finish	Deployed Resources	Detail		Nil	-	-	-	-	-	
Incidents Involving QAS Resources on Standby																											
Incident	Location	Start	Finish	Deployed Resources	Detail																						
Nil	-	-	-	-	-																						

Critical Infrastructure

- Nil reported.

Staff Welfare

Duress Alarm Activations

Incident Number	Date	Location	Detail	Outcomes/Follow up required?
Nil	-	-	-	-

Fatigue Score Reporting

Operational Staff Fatigue Notifications 9.06.2024 0400 hrs – 9.06.2024 1600 hrs

Regions	No. Officers recording a medium fatigue score	No. Officers recording high fatigue score	Actioned
Far Northern	0	2	2 x Region Notifications Generated
Northern	0	0	-
Central	0	0	-
Darling Downs & South West	1	0	1 x Region Notification Generated
Sunshine Coast & Wide Bay	0	0	-
Metro North	0	0	-
Metro South	0	0	-
Gold Coast	0	0	-
State OpCen	0	0	-
<b>Total</b>	<b>1</b>	<b>2</b>	<b>3 x Region Notifications Generated</b>

Workplace  
Health and  
Safety Incidents

Incident Number	Date	Location	Details	Outcomes/Follow up required?
Nil	-	-	-	-

COVID-19 PANDEMIC

Emerging COVID-19 Intelligence

- Nil identified.

PPE Incidents

Incident Number	Region	Type	Officers Involved	Notification	Outcomes/Issues/Follow up required?
Nil	-	-	-	-	-

Total number of diagnosed COVID-19 positive infections

Region	Number of staff currently diagnosed COVID-19 positive	Cumulative number of diagnosed COVID-19 positive infections
Central	2	622
Operations Centre	1	47
Frontline Operational	1	556
Public Service & Central Office	0	19
Darling Downs & South West	4	520
Operations Centre	0	45

Frontline Operational	RTI 6496/24	460
Public Service & Central Office	Page 195 of 705	15
<b>Far Northern</b>	<b>1</b>	<b>430</b>
Operations Centre	0	61
Frontline Operational	1	350
Public Service & Central Office	0	19
<b>Gold Coast</b>	<b>9</b>	<b>645</b>
Operations Centre	7	98
Frontline Operational	2	526
Public Service & Central Office	0	21
<b>Health Contact Centre</b>	<b>0</b>	<b>321</b>
<b>Metro North</b>	<b>1</b>	<b>903</b>
Frontline Operational	1	880
Public Service & Central Office	0	23
<b>Metro South</b>	<b>5</b>	<b>1,340</b>
Frontline Operational	5	1,311
Public Service & Central Office	0	29
<b>Northern</b>	<b>0</b>	<b>520</b>
Operations Centre	0	59
Frontline Operational	0	440
Public Service & Central Office	0	21
<b>QASEC</b>	<b>0</b>	<b>70</b>
<b>State Headquarters</b>	<b>3</b>	<b>379</b>
Frontline Operational	2	112
Public Service & Central Office	1	267
<b>Brisbane Operations Centre</b>	<b>0</b>	<b>260</b>
<b>Sunshine Coast &amp; Wide Bay</b>	<b>3</b>	<b>968</b>
Operations Centre	0	74
Frontline Operational	3	867
Public Service & Central Office	0	27

Operations Centre Total	RTI 6496/24	644
Frontline Operational Total	Page 196 of 705	5,502
Public Service & Central Office Total	1	441
QASEC Total	0	70
HCC Total	0	321
QAS Total	28	6,978
University Students	0	74

*\*Data available only for university students diagnosed COVID-19 positive during university placement.*

RTI Released

# State Operations Coordination Centre Situation Report

Reporting Date	Reporting Time	Reporting Period	Report Reference
10.06.2024	0500 hrs	1700-0500 hrs	NS REPORT 09.06.2024

## Data Integrity (0500 hrs report only)

Integrity

Check	Status	Assessment
Database load:	Data for yesterday is complete	Status should be highlighted green & indicate 'Data for yesterday is complete'.
(Cube) QACIR - Percentiles LASN was last built at:	10/06/2024 3:05:37 AM	Status should be highlighted green & indicate date/time that is this morning.
Latest data contained in (Cube) QACIR - Percentiles LASN is:	09/06/2024	Status should be highlighted green & indicate yesterday's date.

## Service Demand

Number of Triple Zero Calls

Day	Date	TSV	ROK	TWB	MAR	BNE	SPT	CNS	TOTAL
Sunday	09.06.2024	230	253	163	442	1,086	742	171	3,087

Day	Date	Daily June 2024 Average	Daily June 2023 Average	Difference (Increase/Decrease)
Sunday	09.06.2024	3,180	3,225	▼ 45

<b>Operations Centre Reports</b>	<ul style="list-style-type: none"> <li>The SOCC enacted the <i>Statewide Urgent Disconnect</i> at 2040 hrs, 09.06.2024 and it was revoked again at 0140 hrs, 10.06.2024.</li> </ul>
----------------------------------	---

<b>Grade of Service</b>	<table border="1" style="width: 100%; text-align: center;"> <thead> <tr> <th>Day</th> <th>Date</th> <th>TSV</th> <th>ROK</th> <th>TWB</th> <th>MAR</th> <th>BNE</th> <th>SPT</th> <th>CNS</th> <th>TOTAL</th> </tr> </thead> <tbody> <tr> <td>Sunday</td> <td>09.06.2024</td> <td>92.2%</td> <td>87.5%</td> <td>92.8%</td> <td>93.5%</td> <td>93.2%</td> <td>90.0%</td> <td>90.7%</td> <td>91.7%</td> </tr> </tbody> </table>	Day	Date	TSV	ROK	TWB	MAR	BNE	SPT	CNS	TOTAL	Sunday	09.06.2024	92.2%	87.5%	92.8%	93.5%	93.2%	90.0%	90.7%	91.7%
Day	Date	TSV	ROK	TWB	MAR	BNE	SPT	CNS	TOTAL												
Sunday	09.06.2024	92.2%	87.5%	92.8%	93.5%	93.2%	90.0%	90.7%	91.7%												

<b>Incidents and Responses Trending</b>	<b>Total incidents and responses for the day</b>				
	<b>Date</b>	<b>Total</b>	<b>Total Comparative for same time last year</b>	<b>Difference (increase/decrease)</b>	
Code 1 Incidents	09.06.2024 until 0000 hrs	1,521			
	10.06.2024 until 0500 hrs	156			
Responses – Codes 1-4	09.06.2024 until 0000 hrs	3,464	3,509	▼ 45	
	10.06.2024 until 0500 hrs	333	365	▼ 32	
	<ul style="list-style-type: none"> <li>The iROAM Code 1 Analysis at midnight appears to be in line with recent operational demand.</li> </ul>				

<b>Pending Incidents</b>	<b>Pending incidents</b>	<b>Time</b>	<b>Number of incidents</b>
	Highest pending queue	2247 hrs	64
	Lowest pending queue	1701 hrs	25
	At time of report	0500 hrs	31



Level Three Hospital Escalations	Region	Hospital	Time On	Time Off
	Sunshine Coast & Wide Bay	Bundaberg Base Hospital	2132 hrs	0410 hrs
	Metro South	Ipswich General Hospital	1635 hrs	-
		Queen Elizabeth II Hospital	1320 hrs	1743 hrs
			0448 hrs	-
		Logan Community Hospital	1458 hrs	0214 hrs
		Redland Hospital	1855 hrs	0042 hrs
			0343 hrs	-
	Gold Coast	Gold Coast University Hospital	2134 hrs	2200 hrs
			0043 hrs	0120 hrs
Darling Downs & South West	Toowoomba Base Hospital	1735 hrs	-	

Tier 3 Declarations	<ul style="list-style-type: none"> <li>Rockhampton Hospital – Continuation since 1600 hrs, 08.06.2024</li> <li>Royal Brisbane &amp; Women's Hospital – Continuation since 0630 hrs, 04.06.2024</li> </ul>
------------------------	---

Distribution Exceptions	<ul style="list-style-type: none"> <li>Nil identified.</li> </ul>
----------------------------	---

## QAS Escalations

Region Escalations	Region	Level	Time On	Time Off
	Nil	-	-	-

SEQ Escalations	Region		Level	Time On		Time Off	
		South East Queensland		<b>EXTREME</b>	2305 hrs, 08.06.2024		Ongoing at time of report.

Incidents of Significance	Incident Number	Date	Time of call	Response time	Location	Detail	COSE notification sent	Outcomes/ Follow up required?
		19318775	10.06.2024	0036 hrs	13 mins	Runaway Bay Gold Coast Region	<p><b>Fall from Height - Fatality</b></p> <p>QAS responded to reports of a female patient who fell from the 25<sup>th</sup> floor of a residential high rise building into the water below.</p> <p>On QAS arrival, an <b>Irrelevant</b> female patient was located and declared life extinct on scene with nil resuscitative measures commenced.</p> <p>Patient was left on scene in the care of QPS.</p>	No
	19319031	10.06.2024	0322 hrs	10 mins	Pallara Metro South Region	<p><b>High Mechanism RTC</b></p> <p>Multiple QAS units responded to a single vehicle high mechanism RTC, reportedly rolled up to six times and hit a tree.</p> <p>On QAS arrival, two patients identified.</p> <p><b>Patient 1:</b> RED - Female patient driver of the car, unrestrained and ejected from the vehicle. Initially in cardiac arrest with CPR in progress. ROSC achieved with QAS. Patient was transported Code1 in a critical</p>	No	<p>Ongoing with no further details available at time of report.</p> <p>Peer Support Activated.</p>

Condition with CCP and MO on board to the Princess Alexandra Hospital.  
**Patient 2: GREEN** - Male patient, the passenger, self-extricated from the vehicle prior to QAS arrival.  
 Transported Code1 in a stable condition to the Princess Alexandra Hospital.

**Reporting Period**

1700 hrs 09.06.2024 – 0500 hrs 10.06.2024

**Case Surveillance**

Incident Number	Date	Time of call	Response time	Priority	Location	Details	Incident Outcome	Case Status
Nil	-	-	-	-	-	-	-	-

RSQ Rotary  
Asset  
Availability

Location	Asset Number	Status
Brisbane	500	Offline
Brisbane	533	Offline
Bundaberg	522	Online
Cairns	510	Online
Horn Island	700	Online
Horn Island	701	Online
Mackay	412	Online
Mackay	422	Online
Maroochydore	511	Online
Mount Isa	400	Offline
Rockhampton	300	Online
Roma	566	Online
Toowoomba	577	Online
Toowoomba	588	Online
Townsville	521	Online

*\*Information correct as of 0400 hrs, 10.06.2024.*

<b>Major Events and Exercises</b>	<b>Event</b>	<b>Start</b>	<b>Finish</b>	<b>Deployed Resources</b>	<b>Detail</b>		
	Nil	-	-	-	-		
<b>QAS Staff Deployment</b>	<b>Incident</b>	<b>No. of staff actively deployed</b>	<b>Total deployed since commencement of incident</b>	<b>Authority to deploy</b>	<b>NOTES</b>		
	Nil	-	-	-	-		
<b>Coordination</b>	<b>Area</b>	<b>QAS/Health State</b>	<b>QAS/Health Regional</b>	<b>QFES Regional</b>	<b>SDCG/SOC</b>	<b>DDMG</b>	<b>LDMG</b>
	Stand Up	QAS SOCC	-	-	-	-	-
	Lean Forward	-	-	-	-	-	Wujal Wujal
<b>Environmental Impacts</b>	<b>Incidents Involving QAS Resources on Standby</b>						
	<b>Incident</b>	<b>Location</b>	<b>Start</b>	<b>Finish</b>	<b>Deployed Resources</b>	<b>Detail</b>	
	Nil	-	-	-	-	-	
<ul style="list-style-type: none"> <li>Weather intelligence from the Bureau of Meteorology (BoM) has been reviewed, with no significant weather impacts expected over the next several days.</li> </ul>							

Critical Infrastructure

- Nil reported.

Staff Welfare

Duress Alarm Activations

Incident Number	Date	Location	Detail	Outcomes/Follow up required?
Nil	-	-	-	-

Fatigue Score Reporting

<u>Operational Staff Fatigue Notifications 09.06.2024 1600 hrs – 10.06.2024 0400 hrs</u>			
Regions	No. Officers recording fatigue score Medium	No. Officers recording fatigue score High	Actioned
Far Northern	1	0	1 x Region Notification Generated
Northern	0	0	-
Central	0	0	-
Darling Downs & South West	0	0	-
Sunshine Coast & Wide Bay	0	0	-
Metro North	0	0	-
Metro South	0	0	-
Gold Coast	1	0	1 x Region Notification Generated
State OpCen	0	0	-
<b>Total</b>	<b>2</b>	<b>0</b>	<b>2 x Region Notifications Generated</b>

	Incident Number	Date	Location	Detail	Outcomes/Follow up required?
<p>Workplace Health and Safety Incidents</p>	<p>19317412</p>	<p>09.06.2024</p>	<p>Cairns City Far Northern Region</p>	<p><b>Ambulance Unit Fire</b></p> <p>Officers opened rear doors of the ambulance to load stretcher with a patient when they noticed smoke bellowing from trimming.</p> <p>Crew managed to extinguish the source with the unit's fire extinguisher and isolated wiring harness from rear taillight.</p> <p>Nil injuries reported to officers or patient. No persons located on board vehicle at time of incident. Vehicle was towed back to Cairns Station. Second unit responded and transported patient to Cairns Base Hospital.</p>	<p>Second unit transported initial patient from case 19317412 to Cairns Base Hospital with primary care officer.</p>

COVID-19 PANDEMIC

<p>Emerging COVID-19 Intelligence</p>	<ul style="list-style-type: none"> <li>• Nil identified.</li> </ul>				
---------------------------------------	---	--	--	--	--

PPE Incidents

Incident Number	Region	Type	Officers Involved	Notification	Outcomes/Issues/Follow up required?
Nil	-	-	-	-	-

Total number of diagnosed COVID-19 positive infections

Region	Number of staff currently diagnosed COVID-19 positive	Cumulative number of diagnosed COVID-19 positive infections
<b>Central</b>	<b>2</b>	<b>622</b>
Operations Centre	1	47
Frontline Operational	1	556
Public Service & Central Office	0	19
<b>Darling Downs &amp; South West</b>	<b>4</b>	<b>520</b>
Operations Centre	0	45
Frontline Operational	4	460
Public Service & Central Office	0	15
<b>Far Northern</b>	<b>0</b>	<b>430</b>
Operations Centre	0	61
Frontline Operational	0	350
Public Service & Central Office	0	19
<b>Gold Coast</b>	<b>7</b>	<b>646</b>
Operations Centre	5	98
Frontline Operational	2	527
Public Service & Central Office	0	21
<b>Health Contact Centre</b>	<b>0</b>	<b>321</b>




<b>Metro North</b>		<b>903</b>
Frontline Operational	0	880
Public Service & Central Office	0	23
<b>Metro South</b>	<b>3</b>	<b>1,340</b>
Frontline Operational	3	1,311
Public Service & Central Office	0	29
<b>Northern</b>	<b>0</b>	<b>520</b>
Operations Centre	0	59
Frontline Operational	0	440
Public Service & Central Office	0	21
<b>QASEC</b>	<b>0</b>	<b>70</b>
<b>State Headquarters</b>	<b>2</b>	<b>379</b>
Frontline Operational	2	112
Public Service & Central Office	0	267
<b>SEQ Operations Centre</b>	<b>0</b>	<b>260</b>
<b>Sunshine Coast &amp; Wide Bay</b>	<b>3</b>	<b>968</b>
Operations Centre	0	74
Frontline Operational	3	867
Public Service & Central Office	0	27
<b>Operations Centre Total</b>	<b>6</b>	<b>644</b>
<b>Frontline Operational Total</b>	<b>15</b>	<b>5,503</b>
<b>Public Service &amp; Central Office Total</b>	<b>0</b>	<b>441</b>
<b>QASEC Total</b>	<b>0</b>	<b>70</b>
<b>HCC Total</b>	<b>0</b>	<b>321</b>
<b>QAS Total</b>	<b>21</b>	<b>6,979</b>
University Students	0	74

*\*Data available only for university students diagnosed COVID-19 positive during university placement.*

# State Operations Coordination Centre Situation Report

Reporting Date	Reporting Time	Reporting Period	Report Reference
10.06.2024	1700 hrs	0500-1700 hrs	DS REPORT 10.06.2024

## Service Demand

Incidents and Responses Trending	Total incidents and responses for the day	Date	Total	Total Comparative for same time last year	Difference (increase/decrease)
	Code 1 Incidents	10.06.2024 until 1700 hrs	1,120	N/A	N/A
	Responses – Codes 1-4	10.06.2024 until 1700 hrs	3,321	3,282	 39

Pending Incidents	Pending incidents	Time	Number of incidents
	Highest pending queue	1354 hrs	94
	Lowest pending queue	0722 hrs	11
	At time of report	1700 hrs	50

Level Three  
Hospital  
Escalations

Region	Hospital	Time On	Time Off
Far Northern	Cairns Base Hospital	1236 hrs	-
Central	Rockhampton Hospital	0800 hrs	0815 hrs
		1518 hrs	-
	Gladstone Hospital	1357 hrs	1500 hrs
	Mackay Base Hospital	1625 hrs	-
Sunshine Coast & Wide Bay	Bundaberg Base Hospital	0645 hrs	0759 hrs
	Gympie General Hospital	1602 hrs	-
Metro North	Redcliffe District Hospital	1511 hrs	1606 hrs
Metro South	Ipswich General Hospital	1635 hrs	-
	Queen Elizabeth II Hospital	1320 hrs	0625 hrs
		1327 hrs	-
	Logan Community Hospital	0938 hrs	-
	Redland Local Hospital	0348 hrs	0724 hrs
	Mater Adults Hospital	1159 hrs	-
	Princess Alexandra Hospital	1250 hrs	1525 hrs
Gold Coast	Gold Coast University Hospital	1240 hrs	-

	Gold Coast Hospital Robina	1320 hrs	-
Darling Downs & South West	Toowoomba Base Hospital	1735 hrs	0747 hrs
		1440 hrs	-

**Tier 3  
Declarations**

- Royal Brisbane and Women's Hospital – Continuation since 0630 hrs, 04.06.2024
- Rockhampton Hospital – Continuation since 1600 hrs, 08.06.2024
- Mount Isa Base Hospital – Continuation since 1051 hrs, 09.06.2024
- The Prince Charles Hospital – Continuation since 1501 hrs, 09.06.2024
- Townsville University Hospital – Activation at 0600 hrs, 10.06.2024
- Mackay Base Hospital – Activation at 0630 hrs, 10.06.2024
- Bundaberg Base Hospital – Activation at 0648 hrs, 10.06.2024
- Hervey Bay Hospital – Activation at 0819 hrs, 10.06.2024.

**Distribution  
Exceptions**

- Nil reported.

**QAS Escalations**

**Region  
Escalations**

Region	Level	Time On	Time Off
Metro South	MODERATE	0920 hrs	1045 hrs

SEQ Escalations

Region	Level	Time On	Time Off
South East Queensland	EXTREME	2305 hrs, 08.06.2024	0722 hrs, 10.06.2024
	NORMAL	0722 hrs, 10.06.2024	1000 hrs
	MODERATE	1000 hrs	1045 hrs
	EXTREME	1045 hrs	Ongoing at time of report

Incidents of Significance

Incident Number	Date	Time of call	Response time	Location	Detail	COSE notification sent	Outcomes/ Follow up required?
Nil	-	-	-	-	-	-	-

Operations Centre Reports

- The SOCC enacted the Statewide Urgent Disconnect as of 1105 hrs, 10.06.2024, and remains in place at the time of report.

RSQ Rotary  
 Asset  
 Availability

Location	Asset Number	Status
Brisbane	500	Online
Brisbane	533	Online
Bundaberg	522	Online
Cairns	510	Online
Horn Island	700	Online
Horn Island	701	Online
Mackay	412	Online
Mackay	422	Online
Maroochydore	511	Offline
Mount Isa	400	Offline
Rockhampton	300	Online
Roma	566	Online
Toowoomba	577	Online
Toowoomba	588	Online
Townsville	521	Online

*\*Information correct as of 1600 hrs, 10.06.2024.*

Emergency Management

Major Events  
 and Exercises

Event	Start	Finish	Deployed Resources	Detail
Nil	-	-	-	-

QAS Staff Deployment

Incident	No. of staff actively deployed	Total deployed since commencement of incident	Authority to deploy	NOTES
Nil	-	-	-	-

Coordination

Area	QAS/Health State	QAS/Health Regional	QFES Regional	SDCG/SOC	DDMG	LDMG
Stand Up	QAS SOCC	-	-	-	-	-
Lean Forward	-	-	-	-	-	<ul style="list-style-type: none"> <li>Wujal Wujal</li> </ul>

Environmental Impacts

Incidents Involving QAS Resources on Standby					
Incident	Location	Start	Finish	Deployed Resources	Detail
Nil	-	-	-	-	-

- Weather intelligence from the Bureau of Meteorology (BoM) has been reviewed, with no significant weather impacts expected over the next several days.

Critical Infrastructure

- Nil reported.

Duress Alarm Activations	Incident Number	Date	Location	Detail	Outcomes/Follow up required?
	Nil	-	-	-	-

Fatigue Score Reporting	<u>Operational Staff Fatigue Notifications 10.06.2024 0400 hrs – 10.06.2024 1600 hrs</u>			
	Regions	No. Officers recording a medium fatigue score	No. Officers recording high fatigue score	Actioned
	Far Northern	0	0	-
	Northern	0	0	-
	Central	0	1	1 x Region Notification Generated
	Darling Downs & South West	0	2	2 x Region Notifications Generated
	Sunshine Coast & Wide Bay	0	0	-
	Metro North	0	0	-
	Metro South	0	0	-
	Gold Coast	0	0	-
	State OpCen	0	0	-
	<b>Total</b>	<b>0</b>	<b>3</b>	<b>3 x Region Notifications Generated</b>

Workplace Health and Safety Incidents	Incident Number	Date	Location	Details	Outcomes/Follow up required?
	Nil	-	-	-	-



Emerging  
 COVID-19  
 Intelligence

- Nil identified.

PE Incidents

Incident Number	Region	Type	Officers Involved	Notification	Outcomes/Issues/Follow up required?
Nil	-	-	-	-	-

Total number  
 of diagnosed  
 COVID-19  
 positive  
 infections

Region	Number of staff currently diagnosed COVID-19 positive	Cumulative number of diagnosed COVID-19 positive infections
<b>Central</b>	<b>3</b>	<b>623</b>
Operations Centre	1	47
Frontline Operational	2	557
Public Service & Central Office	0	19
<b>Darling Downs &amp; South West</b>	<b>7</b>	<b>523</b>
Operations Centre	1	46
Frontline Operational	6	462
Public Service & Central Office	0	15
<b>Far Northern</b>	<b>0</b>	<b>430</b>
Operations Centre	0	61
Frontline Operational	0	350
Public Service & Central Office	0	19
<b>Gold Coast</b>	<b>7</b>	<b>646</b>
Operations Centre	5	98
Frontline Operational	2	527
Public Service & Central Office	0	21
<b>Health Contact Centre</b>	<b>0</b>	<b>321</b>

<b>Metro North</b>	<b>0</b>	<b>903</b>
Frontline Operational	0	880
Public Service & Central Office	0	23
<b>Metro South</b>	<b>4</b>	<b>1,341</b>
Frontline Operational	4	1,312
Public Service & Central Office	0	29
<b>Northern</b>	<b>0</b>	<b>520</b>
Operations Centre	0	59
Frontline Operational	0	440
Public Service & Central Office	0	21
<b>QASEC</b>	<b>0</b>	<b>70</b>
<b>State Headquarters</b>	<b>3</b>	<b>380</b>
Frontline Operational	2	112
Public Service & Central Office	1	268
<b>Brisbane Operations Centre</b>	<b>0</b>	<b>260</b>
<b>Sunshine Coast &amp; Wide Bay</b>	<b>5</b>	<b>970</b>
Operations Centre	0	74
Frontline Operational	5	869
Public Service & Central Office	0	27
<b>Operations Centre Total</b>	<b>7</b>	<b>645</b>
<b>Frontline Operational Total</b>	<b>21</b>	<b>5,509</b>
<b>Public Service &amp; Central Office Total</b>	<b>1</b>	<b>442</b>
<b>QASEC Total</b>	<b>0</b>	<b>70</b>
<b>HCC Total</b>	<b>0</b>	<b>321</b>
<b>QAS Total</b>	<b>29</b>	<b>6,987</b>
University Students	0	74

*\*Data available only for university students diagnosed COVID-19 positive during university placement.*

# State Operations Coordination Centre Situation Report

Reporting Date	Reporting Time	Reporting Period	Report Reference
11.06.2024	0500 hrs	1700-0500 hrs	NS REPORT 10.06.2024

## Data Integrity (0500 hrs report only)

Integrity

Check	Status	Assessment
Database load:	Data for yesterday is complete	Status should be highlighted green & indicate 'Data for yesterday is complete'.
(Cube) QACIR - Percentiles LASN was last built at:	11/06/2024 3:07:00 AM	Status should be highlighted green & indicate date/time that is this morning.
Latest data contained in (Cube) QACIR - Percentiles LASN is:	10/06/2024	Status should be highlighted green & indicate yesterday's date.

## Service Demand

Number of Triple Zero Calls

Day	Date	TSV	ROK	TWB	MAR	BNE	SPT	CNS	TOTAL
Monday	10.06.2024	216	241	169	502	1,139	688	252	3,207

Day	Date	Daily June 2024 Average	Daily June 2023 Average	Difference (Increase/Decrease)
Monday	10.06.2024	3,182	3,225	▼ 43

<b>Operations Centre Reports</b>	<ul style="list-style-type: none"> <li>The SOCC enacted the Statewide Urgent Disconnect as of 1105 hrs, 10.06.2024 and was escalated to the Statewide Emergency Rule.</li> <li>The SOCC escalated to the Statewide Emergency Rule at 1820 hrs, 10.06.2024 and revoked it at 2137 hrs, 10.06.2024.</li> </ul>
----------------------------------	--

<b>Grade of Service</b>	<b>Day</b>	<b>Date</b>	<b>TSV</b>	<b>ROK</b>	<b>TWB</b>	<b>MAR</b>	<b>BNE</b>	<b>SPT</b>	<b>CNS</b>	<b>TOTAL</b>
	Monday	10.06.2024	89.9%	89.0%	90.6%	92.7%	92.5%	91.7%	89.5%	91.6%

**Total incidents and responses for the day**

	Date	Total	Total Comparative for same time last year	Difference (increase/decrease)
<b>Code 1 Incidents</b>	10.06.2024 until 0000 hrs	1,612		
	11.06.2024 until 0500 hrs	127		
<b>Responses – Codes 1-4</b>	10.06.2024 until 0000 hrs	4,523	4,312	211
	11.06.2024 until 0500 hrs	314	342	28

- The iROAM Code 1 Analysis at midnight appears to be in line with recent operational demand.

<b>Pending incidents</b>	<b>Time</b>	<b>Number of incidents</b>
Highest pending queue	2205 hrs	66
Lowest pending queue	0435 hrs	22
At time of report	0500 hrs	24

## Hospital and Health Services

	Region	Hospital	Time On	Time Off
Level Three Hospital Escalations	Far Northern	Cairns Base Hospital	1236 hrs	2218 hrs
	Central	Rockhampton Hospital	1518 hrs	2345 hrs
		Mackay Base Hospital	1625 hrs	1950 hrs
	Sunshine Coast & Wide Bay	Bundaberg Base Hospital	1900 hrs	0400 hrs
		Gympie General Hospital	1602 hrs	2258 hrs
		Nambour General Hospital	1832 hrs	2234 hrs
	Metro North	Redcliffe District Hospital	2255 hrs	0122 hrs
		Royal Brisbane & Women's Hospital	1750 hrs	2004 hrs
	Metro South	Ipswich General Hospital	1635 hrs	-
		Queen Elizabeth II Hospital	1327 hrs	-
		Princess Alexandra Hospital	0000 hrs	-
		Logan Community Hospital	0938 hrs	-
		Mater Adults Hospital	1159 hrs	0101 hrs
			0402 hrs	0429 hrs
		Redland Hospital	1820 hrs	0334 hrs
Gold Coast	Gold Coast University Hospital	1240 hrs	2118 hrs	

	Gold Coast Hospital Robina	1320 hrs	1715 hrs
Darling Downs & South West	Toowoomba Base Hospital	1440 hrs	1740 hrs
		2158 hrs	0233 hrs

<b>Tier 3 Declarations</b>	<ul style="list-style-type: none"> <li>• Royal Brisbane and Women's Hospital – Continuation since 0630 hrs, 04.06.2024</li> <li>• Rockhampton Hospital – Continuation since 1600 hrs, 08.06.2024</li> <li>• Mount Isa Base Hospital – Continuation since 1051 hrs, 09.06.2024</li> <li>• The Prince Charles Hospital – Continuation since 1501 hrs, 09.06.2024</li> <li>• Townsville University Hospital – Continuation since 0600 hrs, 10.06.2024</li> <li>• Mackay Base Hospital – Continuation since 0630 hrs, 10.06.2024</li> <li>• Bundaberg Base Hospital – Continuation since 0648 hrs, 10.06.2024</li> <li>• Hervey Bay Hospital – Continuation since 0819 hrs, 10.06.2024.</li> </ul>
<b>Distribution Exceptions</b>	<ul style="list-style-type: none"> <li>• Nil identified.</li> </ul>

**QAS Escalations**

<b>Region Escalations</b>	<b>Region</b>	<b>Level</b>	<b>Time On</b>	<b>Time Off</b>
	Nil	-	-	-

<b>SEQ Escalations</b>	<b>Region</b>	<b>Level</b>	<b>Time On</b>	<b>Time Off</b>
	South East Queensland	<b>EXTREME</b>	1045 hrs, 10.06.2024	Ongoing at time of report

Incident Number	Date	Time of call	Response time	Location	Detail	COSE notification sent	Outcomes/ Follow up required?
19322848	10.06.2024	1854 hrs	7 mins	Brisbane Airport Metro North Region	<p><b>Public Cardiac Arrest</b></p> <p>QAS responded to reports of a <sup>irrelevant</sup> <b>Irrelevant</b> male unresponsive in the taxi drop off area at the Brisbane Domestic Terminal.</p> <p>Bystander commenced CPR with AED utilised. On arrival QAS continued resuscitation measures.</p> <p>Patient Declared Life Extinct following resuscitation measures. Due to busy public location QPS requested to assist with scene.</p>	Yes	Peer support services activated
19323038	10.06.2024	1959 hrs	21 mins	Wellcamp Darling Downs and South West Region	<p><b>Light Aircraft Emergency</b></p> <p>QAS responded to reports of a light aircraft with potential landing gear damage after striking an animal on take-off.</p> <p>QAS, QFES and QPS responded to Wellcamp Airport staging location for emergency landing.</p> <p>The light aircraft landed safely with two occupants on board.</p> <p>QAS services were declined, with neither occupant of aircraft reporting injuries.</p>	Yes	-

Incidents of Significance

Case Surveillance	Incident Number	Date	Time of call	Response time	Priority	Location	Details	Incident Outcome	Case Status
	Nil	-	-	-	-	-	-	-	-

**Retrieval Services Queensland**

RSQ Rotary Asset Availability	Location	Asset Number	Status
	Brisbane	500	Online
	Brisbane	533	Online
	Bundaberg	522	Online
	Cairns	510	Offline
	Horn Island	700	Online
	Horn Island	701	Online
	Mackay	412	Online
	Mackay	422	Online
	Maroochydore	511	Online
	Mount Isa	400	Offline
	Rockhampton	300	Online
	Roma	566	Online
	Toowoomba	577	Online
	Toowoomba	588	Online
Townsville	521	Online	

*\*Information correct as of 0400 hrs, 11.06.2024.*



Major Events and Exercises	<table border="1"> <thead> <tr> <th>Event</th> <th>Start</th> <th>Finish</th> <th>Deployed Resources</th> <th>Detail</th> </tr> </thead> <tbody> <tr> <td>Nil</td> <td>-</td> <td>-</td> <td>-</td> <td>-</td> </tr> </tbody> </table>	Event	Start	Finish	Deployed Resources	Detail	Nil	-	-	-	-											
	Event	Start	Finish	Deployed Resources	Detail																	
Nil	-	-	-	-																		
QAS Staff Deployment	<table border="1"> <thead> <tr> <th>Incident</th> <th>No. of staff actively deployed</th> <th>Total deployed since commencement of incident</th> <th>Authority to deploy</th> <th>NOTES</th> </tr> </thead> <tbody> <tr> <td>Nil</td> <td>-</td> <td>-</td> <td>-</td> <td>-</td> </tr> </tbody> </table>	Incident	No. of staff actively deployed	Total deployed since commencement of incident	Authority to deploy	NOTES	Nil	-	-	-	-											
Incident	No. of staff actively deployed	Total deployed since commencement of incident	Authority to deploy	NOTES																		
Nil	-	-	-	-																		
Coordination	<table border="1"> <thead> <tr> <th>Area</th> <th>QAS/Health State</th> <th>QAS/Health Regional</th> <th>QFES Regional</th> <th>SDCG/SOC</th> <th>DDMG</th> <th>LDMG</th> </tr> </thead> <tbody> <tr> <td>Stand Up</td> <td>QAS SOCC</td> <td>-</td> <td>-</td> <td>-</td> <td>-</td> <td>-</td> </tr> <tr> <td>Lean Forward</td> <td>-</td> <td>-</td> <td>-</td> <td>-</td> <td>-</td> <td>Wujal Wujal</td> </tr> </tbody> </table>	Area	QAS/Health State	QAS/Health Regional	QFES Regional	SDCG/SOC	DDMG	LDMG	Stand Up	QAS SOCC	-	-	-	-	-	Lean Forward	-	-	-	-	-	Wujal Wujal
Area	QAS/Health State	QAS/Health Regional	QFES Regional	SDCG/SOC	DDMG	LDMG																
Stand Up	QAS SOCC	-	-	-	-	-																
Lean Forward	-	-	-	-	-	Wujal Wujal																
Environmental Impacts	<table border="1"> <thead> <tr> <th colspan="7">Incidents Involving QAS Resources on Standby</th> </tr> <tr> <th>Incident</th> <th>Location</th> <th>Start</th> <th>Finish</th> <th>Deployed Resources</th> <th>Detail</th> </tr> </thead> <tbody> <tr> <td>Nil</td> <td>-</td> <td>-</td> <td>-</td> <td>-</td> <td>-</td> </tr> </tbody> </table> <ul style="list-style-type: none"> <li>Weather intelligence from the Bureau of Meteorology (BoM) has been reviewed, with no significant weather impacts expected over the next several days.</li> </ul>	Incidents Involving QAS Resources on Standby							Incident	Location	Start	Finish	Deployed Resources	Detail	Nil	-	-	-	-	-		
Incidents Involving QAS Resources on Standby																						
Incident	Location	Start	Finish	Deployed Resources	Detail																	
Nil	-	-	-	-	-																	
Critical Infrastructure	<ul style="list-style-type: none"> <li>Nil reported.</li> </ul>																					

Duress Alarm Activations	Incident Number	Date	Location	Detail	Outcomes/Follow up required?
		Nil	-	-	-

Fatigue Score Reporting	<u>Operational Staff Fatigue Notifications 10.06.2024 1600 hrs – 11.06.2024 0400 hrs</u>			
	Regions	No. Officers recording fatigue score Medium	No. Officers recording fatigue score High	Actioned
	Far Northern	0	0	-
	Northern	0	0	-
	Central	0	0	-
	Darling Downs & South West	0	0	-
	Sunshine Coast & Wide Bay	1	0	1 x Region Notification Generated
	Metro North	0	0	-
	Metro South	0	0	-
	Gold Coast	0	0	-
	State OpCen	0	0	-
	<b>Total</b>	<b>1</b>	<b>0</b>	<b>1 x Region Notification Generated</b>

Workplace  
Health and  
Safety  
Incidents

Incident Number	Date	Location	Detail	Outcomes/Follow up required?
Nil	-	-	-	-

COVID-19 PANDEMIC

Emerging  
COVID-19  
Intelligence

- Nil identified.

PPE Incidents

Incident Number	Region	Type	Officers Involved	Notification	Outcomes/Issues/Follow up required?
Nil	-	-	-	-	-

Total number  
of diagnosed  
COVID-19  
positive  
infections

Region	Number of staff currently diagnosed COVID-19 positive	Cumulative number of diagnosed COVID-19 positive infections
<b>Central</b>	<b>2</b>	<b>623</b>
Operations Centre	0	47
Frontline Operational	2	557
Public Service & Central Office	0	19
<b>Darling Downs &amp; South West</b>	<b>5</b>	<b>523</b>
Operations Centre	1	46
Frontline Operational	4	462
Public Service & Central Office	0	15
<b>Far Northern</b>	<b>0</b>	<b>430</b>
Operations Centre	0	61
Frontline Operational	0	350
Public Service & Central Office	0	19
<b>Gold Coast</b>	<b>4</b>	<b>646</b>
Operations Centre	2	98
Frontline Operational	2	527
Public Service & Central Office	0	21
<b>Health Contact Centre</b>	<b>0</b>	<b>321</b>
<b>Metro North</b>	<b>0</b>	<b>903</b>
Frontline Operational	0	880
Public Service & Central Office	0	23
<b>Metro South</b>	<b>4</b>	<b>1,341</b>
Frontline Operational	4	1,312
Public Service & Central Office	0	29
<b>Northern</b>	<b>0</b>	<b>520</b>
Operations Centre	0	59
Frontline Operational	0	440

Public Service & Central Office		21
<b>QASEC</b>	<b>0</b>	<b>70</b>
<b>State Headquarters</b>	<b>3</b>	<b>380</b>
Frontline Operational	2	112
Public Service & Central Office	1	268
<b>SEQ Operations Centre</b>	<b>0</b>	<b>260</b>
<b>Sunshine Coast &amp; Wide Bay</b>	<b>4</b>	<b>970</b>
Operations Centre	0	74
Frontline Operational	4	869
Public Service & Central Office	0	27
<b>Operations Centre Total</b>	<b>3</b>	<b>645</b>
<b>Frontline Operational Total</b>	<b>18</b>	<b>5,509</b>
<b>Public Service &amp; Central Office Total</b>	<b>1</b>	<b>442</b>
<b>QASEC Total</b>	<b>0</b>	<b>70</b>
<b>HCC Total</b>	<b>0</b>	<b>321</b>
<b>QAS Total</b>	<b>22</b>	<b>6,987</b>
University Students	0	74


*\*Data available only for university students diagnosed COVID-19 positive during university placement.*

# State Operations Coordination Centre Situation Report

Reporting Date	Reporting Time	Reporting Period	Report Reference
11.06.2024	1700 hrs	0500-1700 hrs	DS REPORT 11.06.2024

## Service Demand

### Incidents and Responses Trending

Total incidents and responses for the day	Date	Total	Total Comparative for same time last year	Difference (increase/decrease)
Code 1 Incidents	11.06.2024 until 1700 hrs	1,099	N/A	N/A
Responses – Codes 1-4	11.06.2024 until 1700 hrs	3,236	3,186	 50

### Pending Incidents

Pending incidents	Time	Number of incidents
Highest pending queue	1217 hrs	115
Lowest pending queue	0814 hrs	11
At time of report	0500 hrs	76

Level Three  
Hospital  
Escalations

Region	Hospital	Time On	Time Off
Far Northern	Cairns Base Hospital	1603 hrs	1647 hrs
Central Region	Rockhampton Hospital	0715 hrs	-
Metro North	Royal Brisbane and Women's Hospital	1025 hrs	-
Metro South	Ipswich General Hospital	1635 hrs	1055 hrs
		1350 hrs	-
	Queen Elizabeth II Hospital	1327 hrs	0735 hrs
		1503 hrs	-
	Princess Alexandra Hospital	0000 hrs	0850 hrs
		1514 hrs	-
	Logan Community Hospital	0938 hrs	-
	Redland Local Hospital	0924 hrs	1120 hrs
	Mater Adults Hospital	1448 hrs	-
Darling Downs and South West	Toowoomba Base Hospital	1314 hrs	-
Gold Coast	Gold Coast University Hospital	0932 hrs	1410 hrs

<b>Tier 3 Declarations</b>	<ul style="list-style-type: none"> <li>• Rockhampton Hospital – Continuation since 1600 hrs, 08.06.2024</li> <li>• Mount Isa Base Hospital – Continuation since 1051 hrs, 09.08.2024</li> <li>• Townsville University Hospital – Continuation since 0600 hrs, 10.06.2024</li> <li>• Mackay Base Hospital – Continuation since 0630 hrs, 10.06.2024</li> <li>• Hervey Bay Hospital – Continuation since 0819 hrs, 10.06.2024</li> <li>• Ipswich General Hospital – Continuation since 1735 hrs, 10.06.2024</li> <li>• Cairns Base Hospital – Activation at 0800 hrs, 11.06.2024</li> <li>• Metro North HHS – Activation at 1347 hrs, 11.06.2024             <ul style="list-style-type: none"> <li>○ Royal Brisbane and Women's Hospital – Continuation since 0630 hrs, 04.06.2024</li> <li>○ The Prince Charles Hospital – Continuation since 1501 hrs, 09.06.2024</li> <li>○ Redcliffe Hospital – Activation at 1347 hrs, 11.06.2024.</li> </ul> </li> </ul>
--------------------------------	---

<b>Distribution Exceptions</b>	<ul style="list-style-type: none"> <li>• Nil reported.</li> </ul>
------------------------------------	---

**QAS Escalations**

	Region	Level	Time On	Time Off
<b>Region Escalations</b>	Gold Coast Region	MODERATE	0850 hrs	0933 hrs

	Region	Level	Time On	Time Off
<b>SEQ Escalations</b>	South East Queensland	EXTREME	1045 hrs	0714 hrs, 11.06.2024
		NORMAL	0714 hrs	0914 hrs
		MODERATE	0914 hrs	0933 hrs
		EXTREME	0933 hrs	Ongoing at time of report



Incident Number	Date	Time of call	Response time	Location	Detail	COSE notification sent	Outcomes/ Follow up required?
-	11.06.2024	-	-	Southport Gold Coast Region	<p><b>Suspicious Package</b></p> <p>Suspicious package located by Gold Coast University Hospital staff within the Emergency Department initially, which was then relocated to near the ambulance bays by Security.</p> <p>Access to the Emergency Department was reduced. Load share of patients to Gold Coast Hospital Robina during incident co-ordinated by SOS and PACH. Patients who required Gold Coast University Hospital care were able to continue to destination.</p> <p>QPS and QFES attended scene. Package removed by QFES – unknown item type but nil risk to community reported.</p>	Yes	<p>Nil injuries or patient detriment reported.</p> <p>SOS attended hospital.</p>
19326521	11.06.2024	1407 hrs	21 mins	Foreshores Sunshine Coast & Wide Bay Region	<p><b>Fatal RTC</b></p> <p>Off-duty FCCP reported a significant truck and vehicle incident on the Bruce Highway.</p> <p>Officer advised two patients involved. Approximately <b>Irrelevant</b> female patient entrapped and life extinct with nil resuscitation measures. Unknown age or gender truck driver mobilising with minor leg injury, left in the care of employer on scene with advice.</p> <p>QPS and QFES on scene. All lanes of the highway remain closed while incident cleared, diversions in place.</p>	Yes	Priority One activated.

Incidents of Significance

Operations  
Centre  
Reports

- The SOCC enacted the Statewide Urgent Disconnect as of 1018 hrs, 11.06.2024, escalated to the Statewide Emergency Rule at 1116 hrs, 11.06.2024 and remains in place at time of report.

Retrieval Services Queensland

RSQ Rotary  
Asset  
Availability

Location	Asset Number	Status
Brisbane	500	Online
Brisbane	533	Online
Bundaberg	522	Online
Cairns	510	Online
Horn Island	700	Online
Horn Island	701	Online
Mackay	412	Online
Mackay	422	Online
Maroochydore	511	Offline
Mount Isa	400	Offline
Rockhampton	300	Online
Roma	566	Online
Toowoomba	577	Offline
Toowoomba	588	Online
Townsville	521	Online

*\*Information correct as of 1600 hrs, 11.06.2024.*

Major Events and Exercises	Event	Start	Finish	Deployed Resources	Detail
		Nil	-	-	-

QAS Staff Deployment	Incident	No. of staff actively deployed	Total deployed since commencement of incident	Authority to deploy	NOTES
		Nil	-	-	-

Coordination	Area	QAS/Health State	QAS/Health Regional	QFES Regional	SDCG/SOC	DDMG	LDMG
	Stand Up	QAS SOCC	-	-	-	-	-
	Lean Forward	-	-	-	-	-	<ul style="list-style-type: none"> <li>Wujal Wujal</li> </ul>

Environmental Impacts	Incidents Involving QAS Resources on Standby					
	Incident	Location	Start	Finish	Deployed Resources	Detail
		Nil	-	-	-	-

- Weather intelligence from the Bureau of Meteorology (BoM) has been reviewed, with no significant weather impacts expected over the next several days.

Critical Infrastructure	<ul style="list-style-type: none"> <li><b>ICT Major Incident - Toowoomba OpCen - Darling Downs and South West Region - Radio Disruptions Taroom CH V51 - Restored.</b> Toowoomba OpCen were unable to communicate with local crews in Taroom via radio channel V51. Local crews in Taroom were able to hear the OpCen and each other via V51. RES Toowoomba sent a radio test tone from Taroom and have confirmed it is working at the OpCen Toowoomba. OpCen have confirmed radio communications with Taroom on channel V51 is restored.</li> </ul>
-------------------------	--

Duress Alarm Activations

Incident Number	Date	Location	Detail	Outcomes/Follow up required?
Nil	-	-	-	-

Fatigue Score Reporting

<u>Operational Staff Fatigue Notifications 11.06.2024 0400 hrs – 11.06.2024 1600 hrs</u>			
Regions	No. Officers recording a medium fatigue score	No. Officers recording high fatigue score	Actioned
Far Northern	0	1	1 x Region Notification Generated
Northern	0	0	-
Central	0	0	-
Darling Downs & South West	0	0	-
Sunshine Coast & Wide Bay	0	0	-
Metro North	0	0	-
Metro South	0	0	-
Gold Coast	1	0	1 x Region Notification Generated
State OpCen	0	0	-
<b>Total</b>	<b>1</b>	<b>1</b>	<b>2 x Region Notifications Generated</b>

Workplace Health and Safety Incidents

Incident Number	Date	Location	Details	Outcomes/Follow up required?
Nil	-	-	-	-

Emerging  
 COVID-19  
 Intelligence

- Nil identified.

PPE Incidents

Incident Number	Region	Type	Officers Involved	Notification	Outcomes/Issues/Follow up required?
Nil	-	-	-	-	-

Total number  
 of diagnosed  
 COVID-19  
 positive  
 infections

Region	Number of staff currently diagnosed COVID-19 positive	Cumulative number of diagnosed COVID-19 positive infections
<b>Central</b>	<b>3</b>	<b>624</b>
Operations Centre	0	47
Frontline Operational	3	558
Public Service & Central Office	0	19
<b>Darling Downs &amp; South West</b>	<b>5</b>	<b>523</b>
Operations Centre	1	46
Frontline Operational	4	462
Public Service & Central Office	0	15
<b>Far Northern</b>	<b>0</b>	<b>431</b>
Operations Centre	0	62
Frontline Operational	0	350
Public Service & Central Office	0	19
<b>Gold Coast</b>	<b>5</b>	<b>647</b>
Operations Centre	2	98
Frontline Operational	3	528
Public Service & Central Office	0	21

<b>Health Contact Centre</b>	0	321
<b>Metro North</b>	0	903
Frontline Operational	0	880
Public Service & Central Office	0	23
<b>Metro South</b>	5	1,342
Frontline Operational	5	1,313
Public Service & Central Office	0	29
<b>Northern</b>	0	520
Operations Centre	0	59
Frontline Operational	0	440
Public Service & Central Office	0	21
<b>QASEC</b>	0	70
<b>State Headquarters</b>	3	380
Frontline Operational	2	112
Public Service & Central Office	1	268
<b>Brisbane Operations Centre</b>	0	260
<b>Sunshine Coast &amp; Wide Bay</b>	6	972
Operations Centre	1	75
Frontline Operational	5	870
Public Service & Central Office	0	27
<b>Operations Centre Total</b>	4	647
<b>Frontline Operational Total</b>	22	5,513
<b>Public Service &amp; Central Office Total</b>	1	442
<b>QASEC Total</b>	0	70
<b>HCC Total</b>	0	321
<b>QAS Total</b>	27	6,993
University Students	0	74

*\*Data available only for university students diagnosed COVID-19 positive during university placement.*

# State Operations Coordination Centre Situation Report

Reporting Date	Reporting Time	Reporting Period	Report Reference
12.06.2024	0500 hrs	1700-0500 hrs	NS REPORT 11.06.2024

## Data Integrity (0500 hrs report only)

Integrity

Check	Status	Assessment
Database load:	Data for yesterday is complete	Status should be highlighted green & indicate 'Data for yesterday is complete'.
(Cube) QACIR - Percentiles LASN was last built at:	12/06/2024 3:06:00 AM	Status should be highlighted green & indicate date/time that is this morning.
Latest data contained in (Cube) QACIR - Percentiles LASN is:	11/06/2024	Status should be highlighted green & indicate yesterday's date.

## Service Demand

Number of Triple Zero Calls

Day	Date	TSV	ROK	TWB	MAR	BNE	SPT	CNS	TOTAL
Tuesday	11.06.2024	213	260	184	446	1,225	875	207	3,410

Day	Date	Daily June 2024 Average	Daily June 2023 Average	Difference (Increase/Decrease)
Tuesday	11.06.2024	3,203	3,225	▼ 22

<b>Operations Centre Reports</b>	<ul style="list-style-type: none"> <li>The SOCC enacted the Statewide Urgent Disconnect as of 1018 hrs, 11.06.2024, escalated to the Statewide Emergency Rule at 1116 hrs, 11.06.2024 and remains in place at time of report.</li> </ul>
----------------------------------	--

<b>Grade of Service</b>	<b>Day</b>	<b>Date</b>	<b>TSV</b>	<b>ROK</b>	<b>TWB</b>	<b>MAR</b>	<b>BNE</b>	<b>SPT</b>	<b>CNS</b>	<b>TOTAL</b>
	Tuesday	11.06.2024	88.8%	85.9%	82.4%	86.5%	87.2%	86.9%	87.5%	86.8%

**Total incidents and responses for the day**

	Date	Total	Total Comparative for same time last year	Difference (increase/decrease)
<b>Code 1 Incidents</b>	11.06.2024 until 0000 hrs	1,603		
	12.06.2024 until 0500 hrs	144		
<b>Responses – Codes 1-4</b>	11.06.2024 until 0000 hrs	4,474	4,181	▲ 293
	12.06.2024 until 0500 hrs	316	360	▼ 44

- The iROAM Code 1 Analysis at midnight appears to be in line with recent operational demand.

<b>Pending incidents</b>	<b>Time</b>	<b>Number of incidents</b>
Highest pending queue	1802 hrs	120
Lowest pending queue	0455 hrs	28
At time of report	0500 hrs	33



## Hospital and Health Services

Level Three  
Hospital  
Escalations

Region	Hospital	Time On	Time Off
Central	Rockhampton Hospital	0715 hrs	0103 hrs
	Mackay Base Hospital	1823 hrs	2127 hrs
Sunshine Coast	Bundaberg Base Hospital	2104 hrs	-
	Hervey Bay Hospital	07452 hrs	2048 hrs
Metro North	Caboolture Area Hospital	1925 hrs	2320 hrs
	Redcliffe District Hospital	2150 hrs	0427 hrs
	Royal Brisbane & Women's Hospital	1025 hrs	2340 hrs
Metro South	Ipswich General Hospital	1350 hrs	-
	Queen Elizabeth II Hospital	1503 hrs	-
	Princess Alexandra Hospital	1514 hrs	2155 hrs
		0223 hrs	-
	Logan Community Hospital	0938 hrs	-
	Mater Adults Hospital	1448 hrs	-
	Redland Hospital	1717 hrs	1924 hrs
2103 hrs		0140 hrs	
Gold Coast	Gold Coast University Hospital	2026 hrs	0039 hrs
	Gold Coast Hospital Robina Hospital	2334 hrs	0140 hrs
Darling Downs & South West	Toowoomba Base Hospital	1314 hrs	0146 hrs

Classified as SENSITIVE

RTI 6496/24

Page 239 of 705

<b>Tier 3 Declarations</b>	<ul style="list-style-type: none"> <li>• Rockhampton Hospital – Continuation since 1600 hrs, 08.06.2024</li> <li>• Mount Isa Base Hospital – Continuation since 1051 hrs, 09.06.2024</li> <li>• Townsville University Hospital – Continuation since 0600 hrs, 10.06.2024</li> <li>• Mackay Base Hospital – Continuation since 0630 hrs, 10.06.2024</li> <li>• Hervey Bay Hospital – Continuation since 0819 hrs, 10.06.2024</li> <li>• Ipswich General Hospital – Continuation since 1735 hrs, 10.06.2024</li> <li>• Cairns Base Hospital – Continuation since 0800 hrs, 11.06.2024</li> <li>• Metro North HHS – Continuation since 1347 hrs, 11.06.2024                             <ul style="list-style-type: none"> <li>• Royal Brisbane and Women's Hospital – Continuation since 0630 hrs, 04.06.2024</li> <li>• The Prince Charles Hospital – Continuation since 1501 hrs, 09.06.2024</li> <li>• Redcliffe Hospital – Continuation since 1347 hrs, 11.06.2024.</li> </ul> </li> </ul>
--------------------------------	--

<b>Distribution Exceptions</b>	<ul style="list-style-type: none"> <li>• Nil identified.</li> </ul>
------------------------------------	---

**QAS Escalations**

<b>Region Escalations</b>	Region	Level	Time On	Time Off
	Nil	-	-	-

<b>SEQ Escalations</b>	Region	Level	Time On	Time Off
	South East Queensland	EXTREME	0933 hrs, 11.06.2024	Ongoing at time of report

<b>Incidents of Significance</b>	Incident Number	Date	Time of call	Response time	Location	Detail	COSE notification sent	Outcomes/ Follow up required?
	Nil	-	-	-	-	-	-	-

Case Surveillance	Incident Number	Date	Time of call	Response time	Priority	Location	Details	Incident Outcome	Case Status
	Nil	-	-	-	-	-	-	-	-

**Retrieval Services Queensland**

RSQ Rotary Asset Availability	Location	Asset Number	Status
	Brisbane	500	Online
	Brisbane	533	Online
	Bundaberg	522	Online
	Cairns	510	Online
	Horn Island	700	Online
	Horn Island	701	Online
	Mackay	412	Offline
	Mackay	422	Online
	Maroochydore	511	Online
	Mount Isa	400	Offline
	Rockhampton	300	Online
	Roma	566	Online
	Toowoomba	577	Online
	Toowoomba	588	Online
Townsville	521	Online	

*\*Information correct as of 0400 hrs, 12.06.2024.*

Major Events and Exercises	<table border="1"> <thead> <tr> <th>Event</th> <th>Start</th> <th>Finish</th> <th>Deployed Resources</th> <th>Detail</th> </tr> </thead> <tbody> <tr> <td>Nil</td> <td>-</td> <td>-</td> <td>-</td> <td>-</td> </tr> </tbody> </table>	Event	Start	Finish	Deployed Resources	Detail	Nil	-	-	-	-											
	Event	Start	Finish	Deployed Resources	Detail																	
Nil	-	-	-	-																		
QAS Staff Deployment	<table border="1"> <thead> <tr> <th>Incident</th> <th>No. of staff actively deployed</th> <th>Total deployed since commencement of incident</th> <th>Authority to deploy</th> <th>NOTES</th> </tr> </thead> <tbody> <tr> <td>Nil</td> <td>-</td> <td>-</td> <td>-</td> <td>-</td> </tr> </tbody> </table>	Incident	No. of staff actively deployed	Total deployed since commencement of incident	Authority to deploy	NOTES	Nil	-	-	-	-											
Incident	No. of staff actively deployed	Total deployed since commencement of incident	Authority to deploy	NOTES																		
Nil	-	-	-	-																		
Coordination	<table border="1"> <thead> <tr> <th>Area</th> <th>QAS/Health State</th> <th>QAS/Health Regional</th> <th>QFES Regional</th> <th>SDCG/SOC</th> <th>DDMG</th> <th>LDMG</th> </tr> </thead> <tbody> <tr> <td>Stand Up</td> <td>QAS SOCC</td> <td>-</td> <td>-</td> <td>-</td> <td>-</td> <td>-</td> </tr> <tr> <td>Lean Forward</td> <td>-</td> <td>-</td> <td>-</td> <td>-</td> <td>-</td> <td>Wujal Wujal</td> </tr> </tbody> </table>	Area	QAS/Health State	QAS/Health Regional	QFES Regional	SDCG/SOC	DDMG	LDMG	Stand Up	QAS SOCC	-	-	-	-	-	Lean Forward	-	-	-	-	-	Wujal Wujal
Area	QAS/Health State	QAS/Health Regional	QFES Regional	SDCG/SOC	DDMG	LDMG																
Stand Up	QAS SOCC	-	-	-	-	-																
Lean Forward	-	-	-	-	-	Wujal Wujal																
Environmental Impacts	<table border="1"> <thead> <tr> <th colspan="7">Incidents Involving QAS Resources on Standby</th> </tr> <tr> <th>Incident</th> <th>Location</th> <th>Start</th> <th>Finish</th> <th>Deployed Resources</th> <th>Detail</th> </tr> </thead> <tbody> <tr> <td>Nil</td> <td>-</td> <td>-</td> <td>-</td> <td>-</td> <td>-</td> </tr> </tbody> </table> <ul style="list-style-type: none"> <li>Weather intelligence from the Bureau of Meteorology (BoM) has been reviewed, with no significant weather impacts expected over the next several days.</li> </ul>	Incidents Involving QAS Resources on Standby							Incident	Location	Start	Finish	Deployed Resources	Detail	Nil	-	-	-	-	-		
Incidents Involving QAS Resources on Standby																						
Incident	Location	Start	Finish	Deployed Resources	Detail																	
Nil	-	-	-	-	-																	
Critical Infrastructure	<ul style="list-style-type: none"> <li>Nil reported.</li> </ul>																					

Duress Alarm Activations	Incident Number	Date	Location	Detail	Outcomes/Follow up required?
	Nil	-	-	-	-

Fatigue Score Reporting	<u>Operational Staff Fatigue Notifications 11.06.2024 1600 hrs – 12.06.2024 0400 hrs</u>			
	Regions	No. Officers recording fatigue score Medium	No. Officers recording fatigue score High	Actioned
	Far Northern	1	0	1 x Region Notification Generated
	Northern	0	0	-
	Central	0	0	-
	Darling Downs & South West	0	0	-
	Sunshine Coast & Wide Bay	1	3	4 x Region Notification Generated
	Metro North	0	0	-
	Metro South	0	0	-
	Gold Coast	0	0	-
	State OpCen	0	0	-
	<b>Total</b>	<b>2</b>	<b>3</b>	<b>5 x Region Notifications Generated</b>

Workplace  
Health and  
Safety  
Incidents

Incident Number	Date	Location	Detail	Outcomes/Follow up required?
Nil	-	-	-	-

COVID-19 PANDEMIC

Emerging  
COVID-19  
Intelligence

- Nil identified.

PPE Incidents

Incident Number	Region	Type	Officers Involved	Notification	Outcomes/Issues/Follow up required?
Nil	-	-	-	-	-

Total number  
of diagnosed  
COVID-19  
positive  
infections

Region	Number of staff currently diagnosed COVID-19 positive	Cumulative number of diagnosed COVID-19 positive infections
<b>Central</b>	<b>3</b>	<b>624</b>
Operations Centre	0	47
Frontline Operational	3	558
Public Service & Central Office	0	19
<b>Darling Downs &amp; South West</b>	<b>4</b>	<b>523</b>
Operations Centre	1	46
Frontline Operational	3	462
Public Service & Central Office	0	15
<b>Far Northern</b>	<b>0</b>	<b>431</b>
Operations Centre	0	62
Frontline Operational	0	350
Public Service & Central Office	0	19
<b>Gold Coast</b>	<b>3</b>	<b>647</b>
Operations Centre	1	98
Frontline Operational	2	528
Public Service & Central Office	0	21
<b>Health Contact Centre</b>	<b>0</b>	<b>321</b>
<b>Metro North</b>	<b>0</b>	<b>903</b>
Frontline Operational	0	880
Public Service & Central Office	0	23
<b>Metro South</b>	<b>4</b>	<b>1,342</b>
Frontline Operational	4	1,313
Public Service & Central Office	0	29
<b>Northern</b>	<b>0</b>	<b>520</b>
Operations Centre	0	59
Frontline Operational	0	440

Public Service & Central Office		21
<b>QASEC</b>	<b>0</b>	<b>70</b>
<b>State Headquarters</b>	<b>2</b>	<b>380</b>
Frontline Operational	1	112
Public Service & Central Office	1	268
<b>SEQ Operations Centre</b>	<b>0</b>	<b>260</b>
<b>Sunshine Coast &amp; Wide Bay</b>	<b>5</b>	<b>972</b>
Operations Centre	1	75
Frontline Operational	4	870
Public Service & Central Office	0	27
<b>Operations Centre Total</b>	<b>3</b>	<b>647</b>
<b>Frontline Operational Total</b>	<b>17</b>	<b>5,513</b>
<b>Public Service &amp; Central Office Total</b>	<b>1</b>	<b>442</b>
<b>QASEC Total</b>	<b>0</b>	<b>70</b>
<b>HCC Total</b>	<b>0</b>	<b>321</b>
<b>QAS Total</b>	<b>21</b>	<b>6,993</b>
University Students	0	440


*\*Data available only for university students diagnosed COVID-19 positive during university placement.*



# State Operations Coordination Centre Situation Report

Reporting Date	Reporting Time	Reporting Period	Report Reference
12.06.2024	1700 hrs	0500-1700 hrs	DS REPORT 12.06.2024

## Service Demand

Incidents and Responses Trending	Total incidents and responses for the day	Date	Total	Total Comparative for same time last year	Difference (increase/decrease)
	Code 1 Incidents	12.06.2024 until 1700 hrs	1,133	N/A	N/A
	Responses – Codes 1-4	12.06.2024 until 1700 hrs	3,334	3,206	 128

Pending Incidents	Pending incidents	Time	Number of incidents
	Highest pending queue	1200 hrs	119
	Lowest pending queue	0738 hrs	14
	At time of report	1700 hrs	49

Level Three  
 Hospital  
 Escalations

Region	Hospital	Time On	Time Off
Central	Rockhampton Hospital	0930 hrs	1048 hrs
		1345 hrs	-
Sunshine Coast Region	Bundaberg Base Hospital	2104 hrs	0557 hrs
		1505 hrs	-
	Hervey Bay Hospital	0623 hrs	0718 hrs
Metro North	The Prince Charles Hospital	1219 hrs	-
	Caboolture Area Hospital	1335 hrs	1412 hrs
	Royal Brisbane and Women's Hospital	1458 hrs	-
	Redcliffe District Hospital	1542 hrs	-
Metro South	Ipswich General Hospital	1350 hrs	-
	Redland Local Hospital	1508 hrs	-
	Queen Elizabeth II Hospital	1503 hrs	-
	Princess Alexandra Hospital	0223 hrs	0759 hrs
		1306 hrs	1540 hrs
	Logan Community Hospital	0938 hrs	-
	Mater Adults Hospital	1448 hrs	0605 hrs
		1217 hrs	-

Gold Coast	Gold Coast Hospital Robina	1533 hrs	1650 hrs
Darling Downs and South West	Toowoomba Base Hospital	0946 hrs	-

<b>Tier 3 Declarations</b>	<ul style="list-style-type: none"> <li>• Rockhampton Hospital – Continuation since 1600 hrs, 08.06.2024</li> <li>• Townsville University Hospital – Continuation since 0600 hrs, 10.06.2024</li> <li>• Mackay Base Hospital – Continuation since 0630 hrs, 10.06.2024</li> <li>• Hervey Bay Hospital – Continuation since 0819 hrs, 10.06.2024</li> <li>• Ipswich General Hospital – Continuation since 1735 hrs, 10.06.2024</li> <li>• Metro North HHS – Continuation since 1347 hrs, 11.06.2024               <ul style="list-style-type: none"> <li>○ Royal Brisbane and Women's Hospital – Continuation since 0630 hrs, 04.06.2024</li> <li>○ The Prince Charles Hospital – Continuation since 1501 hrs, 09.06.2024</li> <li>○ Redcliffe Hospital – Activation at 1347 hrs, 11.06.2024</li> <li>○ Caboolture Hospital – Activation at 0700 hrs, 12.06.2024.</li> </ul> </li> <li>• Bundaberg Base Hospital – Activation at 2224 hrs, 11.06.2024</li> <li>• Sunshine Coast University Hospital – Activated at 0630 hrs, 12.06.2024, Deactivated 1500 hrs, 12.06.2024</li> <li>• Mount Isa Base Hospital - Activated at 1015 hrs, 12.06.2024, Deactivated 1500 hrs, 12.06.2024</li> <li>• Cairns Base Hospital – Activated at 0800 hrs, 11.06.2024, Deactivated 1145 hrs, 12.06.2024.</li> </ul>
--------------------------------	--

<b>Distribution Exceptions</b>	<ul style="list-style-type: none"> <li>• Nil reported.</li> </ul>
------------------------------------	---

**QAS Escalations**

<b>Region Escalations</b>	<b>Region</b>	<b>Level</b>	<b>Time On</b>	<b>Time Off</b>
	Nil	-	-	-



SEQ  
Escalations

Region	Level	Time On	Time Off
South East Queensland	<b>EXTREME</b>	0933 hrs, 11.06.2024	Ongoing at time of report

Incidents of  
Significance

Incident Number	Date	Time of call	Response time	Location	Detail	COSE notification sent	Outcomes/ Follow up required?
19329609	12.06.2024	0750 hrs	11 mins	Acacia Ridge Metro South Region	<p><b>Vehicle and Motorcycle Incident</b></p> <p>QAS called to RTC involving a vehicle and motorcycle with the rider reported to have been run over by the vehicle.</p> <p>Rider of motorcycle, a <b>Irrelevant</b> male, conscious and breathing, sustained chest and abdominal injuries.</p> <p>Patient transported Code One to the Princess Alexandra Hospital with Dr and HARU on board.</p> <p>Driver of vehicle not reported to be assessed or transported.</p> <p>Multiple resources attended, including 1 x ACP crew, CCP, HARU, FCCP and Supervisor.</p>	No.	Nil.

Operations  
Centre  
Reports

- The SOCC enacted the Statewide Emergency Rule at 1116 hrs, 11.06.2024, it was revoked at 0600 hrs, 12.06.2024
- The SOCC enacted the Statewide Urgent Disconnect at 1045 hrs, 12.06.2024, escalated to the Statewide Emergency Rule at 1113 hrs, and remains in place at time of report.

RSQ Rotary  
 Asset  
 Availability

Location	Asset Number	Status
Brisbane	500	Online
Brisbane	533	Online
Bundaberg	522	Online
Cairns	510	Online
Horn Island	700	Online
Horn Island	701	Online
Mackay	412	Online
Mackay	422	Online
Maroochydore	511	Online
Mount Isa	400	Offline
Rockhampton	300	Online
Roma	566	Online
Toowoomba	577	Online
Toowoomba	588	Online
Townsville	521	Online

*\*Information correct as of 1600 hrs, 12.06.2024.*

Emergency Management

Major Events  
 and Exercises

Event	Start	Finish	Deployed Resources	Detail
Nil	-	-	-	-

QAS Staff Deployment	Incident	No. of staff actively deployed	Total deployed since commencement of incident	Authority to deploy	NOTES
	Nil	-	-	-	-

Coordination	Area	QAS/Health State	QAS/Health Regional	QFES Regional	SDCG/SOC	DDMG	LDMG
	Stand Up	QAS SOCC	-	-	-	-	-
	Lean Forward	-	-	-	-	-	<ul style="list-style-type: none"> <li>Wujal Wujal</li> </ul>

Incidents Involving QAS Resources on Standby						
Incident	Location	Start	Finish	Deployed Resources	Detail	
Nil	-	-	-	-	-	
<ul style="list-style-type: none"> <li>Weather intelligence from the Bureau of Meteorology (BoM) has been reviewed, with no significant weather impacts expected over the next several days.</li> </ul>						

Critical Infrastructure	<ul style="list-style-type: none"> <li>Nil reported</li> </ul>
-------------------------	--

**Staff Welfare**

Duress Alarm Activations	Incident Number	Date	Location	Detail	Outcomes/Follow up required?
	Nil	-	-	-	-

**Operational Staff Fatigue Notifications 12.06.2024 0400 hrs – 12.06.2024 1600 hrs**

Fatigue Score Reporting

Regions	No. Officers recording a medium fatigue score	No. Officers recording high fatigue score	Actioned
Far Northern	0	0	-
Northern	0	0	-
Central	0	0	-
Darling Downs & South West	0	0	-
Sunshine Coast & Wide Bay	0	0	-
Metro North	0	0	-
Metro South	0	0	-
Gold Coast	0	0	-
State OpCen	0	0	-
<b>Total</b>	<b>0</b>	<b>0</b>	<b>0 x Region Notifications Generated</b>

Workplace Health and Safety Incidents

Incident Number	Date	Location	Details	Outcomes/Follow up required?
Nil	-	-	-	-

COVID-19 PANDEMIC

- Nil identified.

PPE Incidents

Incident Number	Region	Type	Officers Involved	Notification	Outcomes/Issues/Follow up required?
Nil	-	-	-	-	-

Total  
number of  
diagnosed  
COVID-19  
positive  
infections

Region	Number of staff currently diagnosed COVID-19 positive	Cumulative number of diagnosed COVID-19 positive infections
<b>Central</b>	<b>3</b>	<b>624</b>
Operations Centre	0	47
Frontline Operational	3	558
Public Service & Central Office	0	19
<b>Darling Downs &amp; South West</b>	<b>4</b>	<b>523</b>
Operations Centre	1	46
Frontline Operational	3	462
Public Service & Central Office	0	15
<b>Far Northern</b>	<b>0</b>	<b>431</b>
Operations Centre	0	62
Frontline Operational	0	350
Public Service & Central Office	0	19
<b>Gold Coast</b>	<b>5</b>	<b>649</b>
Operations Centre	1	98
Frontline Operational	4	530
Public Service & Central Office	0	21
<b>Health Contact Centre</b>	<b>0</b>	<b>321</b>
<b>Metro North</b>	<b>1</b>	<b>904</b>



Frontline Operational	1	881
Public Service & Central Office	0	23
<b>Metro South</b>	<b>6</b>	<b>1,344</b>
Frontline Operational	6	1,315
Public Service & Central Office	0	29
<b>Northern</b>	<b>1</b>	<b>521</b>
Operations Centre	0	59
Frontline Operational	1	441
Public Service & Central Office	0	21
<b>QASEC</b>	<b>0</b>	<b>70</b>
<b>State Headquarters</b>	<b>2</b>	<b>380</b>
Frontline Operational	1	112
Public Service & Central Office	1	268
<b>Brisbane Operations Centre</b>	<b>0</b>	<b>260</b>
<b>Sunshine Coast &amp; Wide Bay</b>	<b>5</b>	<b>972</b>
Operations Centre	1	75
Frontline Operational	4	870
Public Service & Central Office	0	27
<b>Operations Centre Total</b>	<b>3</b>	<b>647</b>
<b>Frontline Operational Total</b>	<b>23</b>	<b>5,519</b>
<b>Public Service &amp; Central Office Total</b>	<b>1</b>	<b>442</b>
<b>QASEC Total</b>	<b>0</b>	<b>70</b>
<b>HCC Total</b>	<b>0</b>	<b>321</b>
<b>QAS Total</b>	<b>27</b>	<b>6,999</b>
University Students	0	74

*\*Data available only for university students diagnosed COVID-19 positive during university placement.*

# State Operations Coordination Centre Situation Report

Reporting Date	Reporting Time	Reporting Period	Report Reference
13.06.2024	0500 hrs	1700-0500 hrs	NS REPORT 12.06.2024

## Data Integrity (0500 hrs report only)

Integrity

Check	Status	Assessment
Database load:	Data for yesterday is complete	Status should be highlighted green & indicate 'Data for yesterday is complete'.
(Cube) QACIR - Percentiles LASN was last built at:	13/06/2024 3:05:49 AM	Status should be highlighted green & indicate date/time that is this morning.
Latest data contained in (Cube) QACIR - Percentiles LASN is:	12/06/2024	Status should be highlighted green & indicate yesterday's date.

## Service Demand

Number of Triple Zero Calls

Day	Date	TSV	ROK	TWB	MAR	BNE	SPT	CNS	TOTAL
Wednesday	12.06.2024	239	241	186	458	1,146	745	200	3,215

Day	Date	Daily June 2024 Average	Daily June 2023 Average	Difference (Increase/Decrease)
Wednesday	12.06.2024	3,204	3,225	▼ 21

<b>Operations Centre Reports</b>	<ul style="list-style-type: none"> <li>The SOCC enacted the Statewide Urgent Disconnect at 1045 hrs, 12.06.2024, escalated to the Statewide Emergency Rule at 1113 hrs, revoked at 2100 hrs, 12.06.2024.</li> </ul>
----------------------------------	---

<b>Grade of Service</b>	<b>Day</b>	<b>Date</b>	<b>TSV</b>	<b>ROK</b>	<b>TWB</b>	<b>MAR</b>	<b>BNE</b>	<b>SPT</b>	<b>CNS</b>	<b>TOTAL</b>
	Wednesday	12.06.2024	91.8%	86.7%	87.8%	90.8%	90.1%	90.2%	86.7%	89.7%

**Total incidents and responses for the day**

	Date	Total	Total Comparative for same time last year	Difference (increase/decrease)
Code 1 Incidents	12.06.2024 until 0000 hrs	1,644		
	13.06.2024 until 0500 hrs	156		
Responses – Codes 1-4	12.06.2024 until 0000 hrs	4,571	4,223	348
	13.06.2024 until 0500 hrs	285	359	74

- The iROAM Code 1 Analysis at midnight appears to be in line with recent operational demand.

	Pending incidents	Time	Number of incidents
Pending Incidents	Highest pending queue	0003 hrs	77
	Lowest pending queue	0500 hrs	34
	At time of report	0500 hrs	34

Level Three  
Hospital  
Escalations

Region	Hospital	Time On	Time Off
Far Northern	Cairns Base Hospital	1821 hrs	1955 hrs
Central	Rockhampton Hospital	1345 hrs	1815 hrs
Sunshine Coast and Wide Bay Region	Bundaberg Base Hospital	1505 hrs	0147 hrs
	Nambour General Hospital	1845 hrs	2129 hrs
Metro North	Caboolture Area Hospital	1849 hrs	1944 hrs
	The Prince Charles Hospital	1219 hrs	1905 hrs
	Royal Brisbane and Women's Hospital	1458 hrs	2000 hrs
	Redcliffe District Hospital	1542 hrs	2127 hrs
Metro South	Ipswich General Hospital	1350 hrs	-
	Princess Alexandra Hospital	2018 hrs	-
	Redland Local Hospital	1508 hrs	0014 hrs
		0440 hrs	-
	Queen Elizabeth II Hospital	1503 hrs	1923 hrs
		0218 hrs	-
	Logan Community Hospital	0938 hrs	-
	Mater Adults Hospital	1217 hrs	-

Gold Coast	Gold Coast University Hospital	1701 hrs	-
	Gold Coast Hospital Robina Campus	2110 hrs	2155 hrs
Darling Downs and South West	Toowoomba Base Hospital	0946 hrs	2030 hrs
		2330 hrs	0452 hrs

Tier 3 Declarations	<ul style="list-style-type: none"> <li>• Rockhampton Hospital – Continuation since 1600 hrs, 08.06.2024</li> <li>• Townsville University Hospital – Continuation since 0600 hrs, 10.06.2024</li> <li>• Mackay Base Hospital – Continuation since 0630 hrs, 10.06.2024</li> <li>• Hervey Bay Hospital – Continuation since 0819 hrs, 10.06.2024</li> <li>• Ipswich General Hospital – Continuation since 1735 hrs, 10.06.2024</li> <li>• Metro North HHS – Continuation since 1347 hrs, 11.06.2024                             <ul style="list-style-type: none"> <li>○ Royal Brisbane and Women's Hospital – Continuation since 0630 hrs, 04.06.2024</li> <li>○ The Prince Charles Hospital – Continuation since 1501 hrs, 09.06.2024</li> <li>○ Redcliffe Hospital – Continuation since 1347 hrs, 11.06.2024</li> <li>○ Caboolture Hospital – Continuation since 0700 hrs, 12.06.2024</li> </ul> </li> <li>• Bundaberg Base Hospital – Continuation since 2224 hrs, 11.06.2024.</li> </ul>
------------------------	---

Distribution Exceptions	<ul style="list-style-type: none"> <li>• Nil identified.</li> </ul>
----------------------------	---

**QAS Escalations**

Region Escalations	Region	Level	Time On	Time Off
	Nil	-	-	-

SEQ Escalations	Region	Level	Time On	Time Off
	South East Queensland	EXTREME	0933 hrs, 11.06.2024	Ongoing at time of report

Incidents of Significance	Incident Number	Date	Time of call	Response time	Location	Detail	COSE notification sent	Outcomes/ Follow up required?
	Nil	-	-	-	-	-	-	-

Case Surveillance	Incident Number	Date	Time of call	Response time	Priority	Location	Details	Incident Outcome	Case Status
	Nil	-	-	-	-	-	-	-	-

**Retrieval Services Queensland**

RSQ Rotary Asset Availability	Location	Asset Number	Status
	Brisbane	500	Online
	Brisbane	533	Offline
	Bundaberg	522	Online
	Cairns	510	Online
	Horn Island	700	Online
	Horn Island	701	Online
	Mackay	412	Online
	Mackay	422	Online
	Maroochydore	511	Online
	Mount Isa	400	Offline
	Rockhampton	300	Online
	Roma	566	Online
	Toowoomba	577	Online
	Toowoomba	588	Offline
Townsville	521	Offline	

*\*Information correct as of 0400 hrs, 13.06.2024.*

<b>Major Events and Exercises</b>	Event	Start	Finish	Deployed Resources	Detail
	Nil	-	-	-	-

<b>QAS Staff Deployment</b>	Incident	No. of staff actively deployed	Total deployed since commencement of incident	Authority to deploy	NOTES
	Nil	-	-	-	-

<b>Coordination</b>	Area	QAS/Health State	QAS/Health Regional	QFES Regional	SDCG/SOC	DDMG	LDMG
	Stand Up	QAS SOCC	-	-	-	-	-
	Lean Forward	-	-	-	-	-	Wujal Wujal

<b>Environmental Impacts</b>	Incidents Involving QAS Resources on Standby					
	Incident	Location	Start	Finish	Deployed Resources	Detail
	Nil	-	-	-	-	-

- Weather intelligence from the Bureau of Meteorology (BoM) has been reviewed, with no significant weather impacts expected over the next several days.

<b>Critical Infrastructure</b>	<ul style="list-style-type: none"> <li>• Nil reported.</li> </ul>
--------------------------------	---

Duress Alarm Activations

Incident Number	Date	Location	Detail	Outcomes/Follow up required?
Nil	-	-	-	-

Fatigue Score Reporting

<u>Operational Staff Fatigue Notifications 12.06.2024 1600 hrs – 13.06.2024 0400 hrs</u>			
Regions	No. Officers recording fatigue score Medium	No. Officers recording fatigue score High	Actioned
Far Northern	0	0	-
Northern	0	0	-
Central	0	0	-
Darling Downs & South West	0	0	-
Sunshine Coast & Wide Bay	0	0	-
Metro North	0	0	-
Metro South	0	0	-
Gold Coast	1	0	1 x Region Notification Generated
State OpCen	0	0	-
<b>Total</b>	<b>1</b>	<b>0</b>	<b>1 x Region Notification Generated</b>



Workplace Health and Safety Incidents

Incident Number	Date	Location	Detail	Outcomes/Follow up required?
-	12.06.2024	Caboolture Hospital	Officers were walking back to their respective vehicles at Caboolture Hospital when a male who had reportedly just been released from Caboolture Hospital MH drove his car into the QAS parking area at high speed and proceeded to do skids and burnouts, nearly hitting both officers, as well as nearly hitting multiple QAS vehicles.	QPS and CAH security attended and identified the male driver. Officers taken inside Caboolture Hospital by HLT OS and offered support. SHE reports completed and initial QPS statements given. Officers opted to complete their shifts. Priority One activated.

COVID-19 PANDEMIC

Emerging COVID-19 Intelligence

- Nil identified.

PPE Incidents

Incident Number	Region	Type	Officers Involved	Notification	Outcomes/Issues/Follow up required?
Nil	-	-	-	-	-

Total number  
of diagnosed  
COVID-19  
positive  
infections

Region	Number of staff currently diagnosed COVID-19 positive	Cumulative number of diagnosed COVID-19 positive infections
<b>Central</b>	<b>2</b>	<b>624</b>
Operations Centre	0	47
Frontline Operational	2	558
Public Service & Central Office	0	19
<b>Darling Downs &amp; South West</b>	<b>2</b>	<b>523</b>
Operations Centre	1	46
Frontline Operational	1	462
Public Service & Central Office	0	15
<b>Far Northern</b>	<b>0</b>	<b>431</b>
Operations Centre	0	62
Frontline Operational	0	350
Public Service & Central Office	0	19
<b>Gold Coast</b>	<b>4</b>	<b>649</b>
Operations Centre	0	98
Frontline Operational	4	530
Public Service & Central Office	0	21
<b>Health Contact Centre</b>	<b>0</b>	<b>321</b>
<b>Metro North</b>	<b>1</b>	<b>904</b>
Frontline Operational	1	881
Public Service & Central Office	0	23
<b>Metro South</b>	<b>5</b>	<b>1,344</b>
Frontline Operational	5	1,315
Public Service & Central Office	0	29
<b>Northern</b>	<b>1</b>	<b>521</b>
Operations Centre	0	59
Frontline Operational	1	441


Public Service & Central Office		21
<b>QASEC</b>	<b>0</b>	<b>70</b>
<b>State Headquarters</b>	<b>2</b>	<b>380</b>
Frontline Operational	1	112
Public Service & Central Office	1	268
<b>SEQ Operations Centre</b>	<b>0</b>	<b>260</b>
<b>Sunshine Coast &amp; Wide Bay</b>	<b>4</b>	<b>972</b>
Operations Centre	1	75
Frontline Operational	3	870
Public Service & Central Office	0	27
<b>Operations Centre Total</b>	<b>2</b>	<b>647</b>
<b>Frontline Operational Total</b>	<b>18</b>	<b>5,519</b>
<b>Public Service &amp; Central Office Total</b>	<b>1</b>	<b>442</b>
<b>QASEC Total</b>	<b>0</b>	<b>70</b>
<b>HCC Total</b>	<b>0</b>	<b>321</b>
<b>QAS Total</b>	<b>21</b>	<b>6,999</b>
University Students	0	74

*\*Data available only for university students diagnosed COVID-19 positive during university placement.*

# State Operations Coordination Centre Situation Report

Reporting Date	Reporting Time	Reporting Period	Report Reference
13.06.2024	1700 hrs	0500-1700 hrs	DS REPORT 13.06.2024

## Service Demand

Incidents and Responses Trending	Total incidents and responses for the day	Date	Total	Total Comparative for same time last year	Difference (increase/decrease)
	Code 1 Incidents	13.06.2024 until 1700 hrs	1,062	N/A	N/A
	Responses – Codes 1-4	13.06.2024 until 1700 hrs	3,143	3,218	 75

Pending Incidents	Pending incidents	Time	Number of incidents
	Highest pending queue	1200 hrs	80
	Lowest pending queue	0745 hrs	18
	At time of report	1700 hrs	53

Level Three  
 Hospital  
 Escalations

Region	Hospital	Time On	Time Off
Sunshine Coast and Wide Bay	Hervey Bay Hospital	1400 hrs	1416 hrs
Metro North	Royal Brisbane and Women's Hospital	1408 hrs	-
Metro South	Mater Adults Hospital	1032 hrs	-
	Ipswich General Hospital	1350 hrs, 11.06.2024	-
	Princess Alexandra Hospital	2018 hrs, 12.06.2024	0909 hrs
		1557 hrs	-
	Redland Local Hospital	0430 hrs	0530 hrs
		1210 hrs	-
	Queen Elizabeth II Hospital	0218 hrs	1116 hrs
		1312 hrs	-
	Logan Community Hospital	0938 hrs, 10.06.2024	0710 hrs
		1121 hrs	-
Mater Adults Hospital	1217 hrs, 12.06.2024	0506 hrs	
Gold Coast	Gold Coast University Hospital	1701 hrs, 12.06.2024	0642 hrs
		1620 hrs	-
Darling Downs and South West	Toowoomba Base Hospital	0656 hrs	0940 hrs
		1500 hrs	-

**Tier 3  
Declarations**

- Rockhampton Hospital – Continuation since 1600 hrs, 08.06.2024
- Mackay Base Hospital – Continuation since 0630 hrs, 10.06.2024
- Hervey Bay Hospital – Continuation since 0819 hrs, 10.06.2024
- Metro North HHS – Continuation since 1347 hrs, 11.06.2024
  - Royal Brisbane and Women's Hospital – Continuation since 0630 hrs, 04.06.2024
  - Redcliffe Hospital – Continuation since 1347 hrs, 11.06.2024
  - Caboolture Hospital – Continuation since 0700 hrs, 12.06.2024.
- Gladstone District Hospital – Continuation since 1900 hrs, 12.06.2024
- Gold Coast University Hospital – Activated at 0800 hrs, 13.06.2024
- Gold Coast Hospital Robina Campus – Activated at 0800 hrs, 13.06.2024
- Ipswich General Hospital – Activated at 1735 hrs, 10.06.2024, Deactivated at 0900 hrs, 13.06.2024
- The Prince Charles Hospital – Activate at 1501 hrs, 09.06.2024, Deactivated at 1252 hrs, 13.06.2024
- Townsville University Hospital – Activated at 0600 hrs, 10.06.2024, Deactivated at 1440 hrs, 13.06.2024
- Bundaberg Base Hospital – Activated at 2224 hrs, 11.06.2024, Deactivated at 1520 hrs, 13.06.2024.

**Distribution  
Exceptions**

- Nil reported.

**QAS Escalations**

**Region  
Escalations**

Region	Level	Time On	Time Off
Nil	-	-	-

**SEQ  
Escalations**

Region	Level	Time On	Time Off
South East Queensland	<b>EXTREME</b>	0933 hrs, 11.06.2024	Ongoing at time of report

Incidents of Significance

Incident Number	Date	Time of call	Response time	Location	Detail	COSE notification sent	Outcomes/ Follow up required?
19332750	12.06.2024	0824 hrs	48 mins	Irrelevant Far Northern Region	<p><b>QPS Standby</b></p> <p>ICEMS request from QPS to standby for a search for a Irrelevant male reported missing since lunch time on 12.06.2024.</p> <p>Nil QAS response required on 12.06.24.</p> <p>Coordinated QPS search commenced at 0700 hrs today involving QPS and SES.</p> <p>Missing person located at 0926hrs. Irrelevant male patient, nil injuries transported in a stable condition Cairns Base Hospital.</p> <p>QAS remained on scene until search party returned to command post.</p>	No.	Incident has potential to attract media attention.
19336031	13.06.2024	1208 hrs	11 mins	Southport Gold Coast Region	<p><b>Gas/Fumes Multi Casualty Incident</b></p> <p>QAS responded to reports of nitrogen gas leak at a private medical clinic.</p> <p>50 persons evacuated from the building.</p> <p>QFES and QPS on scene.</p> <p>Nitrogen gas leak isolated to the medical centre carpark. QFES advised nitrogen leak from overfilled gas bottle, area declared safe.</p> <p>Nil patients presented to QAS.</p>	No.	Incident has potential to attract media attention.
19337175	13.06.2024	1609 hrs	18 mins	Burleigh Heads	<b>Two-vehicle RTC – Police Pursuit</b>	No.	Ongoing at time of report.

					<p>Gold Coast Region RTI 6496/24 Page 270 of 705</p> <p>QAS responded to an ICEMS request from QPS, two-RTC during a police pursuit. One female patient reported to be entrapped.</p> <p>On QAS arrival, paramedics confirm two persons involved, minor injuries.</p> <p>Paramedics remain on scene at time of report.</p>		
--	--	--	--	--	--	--	--

Operations  
Centre  
Reports

- The SOCC enacted the Statewide Urgent Disconnect at 1028 hrs, 13.06.2024, and remains in place at time of report.

Retrieval Services Queensland

RTI Released



RSQ Rotary  
Asset  
Availability

Location	Asset Number	Status
Brisbane	500	Online
Brisbane	533	Online
Bundaberg	522	Online
Cairns	510	Online
Horn Island	700	Online
Horn Island	701	Online
Mackay	412	Online
Mackay	422	Online
Maroochydore	511	Online
Mount Isa	400	Offline
Rockhampton	300	Online
Roma	566	Online
Toowoomba	577	Offline
Toowoomba	588	Offline
Townsville	521	Online

*\*Information correct as of 1600 hrs, 13.06.2024.*

Emergency Management

Major Events  
and Exercises

Event	Start	Finish	Deployed Resources	Detail
Nil	-	-	-	-

QAS Staff Deployment	Incident	No. of staff actively deployed	Total deployed since commencement of incident	Authority to deploy	NOTES
	Nil	-	-	-	-

Area	QAS/Health State	QAS/Health Regional	QFES Regional	SDCG/SOC	DDMG	LDMG
Stand Up	QAS SOCC	-	-	-	-	-
Lean Forward	-	-	-	-	-	<ul style="list-style-type: none"> <li>Wujal Wujal</li> </ul>

Incidents Involving QAS Resources on Standby						
Incident	Location	Start	Finish	Deployed Resources	Detail	
Nil	-	-	-	-	-	

- Weather intelligence from the Bureau of Meteorology (BoM) has been reviewed, with no significant weather impacts expected over the next several days.

- ICT Major Incident Notification - Southport OpCen – Gold Coast Region – Unplanned OpCen Power Outage – Restored  
At 1120 hrs, 13.06.2024 Southport Operations Centre reported an unplanned power outage. Operations Centre operated on generator for approximately 15-20 minutes before the mains power was restored. Nil operational impacts were reported during the outage.

**Staff Welfare**

Duress Alarm Activations	Incident Number	Date	Location	Detail	Outcomes/Follow up required?
	Nil	-	-	-	-

**Operational Staff Fatigue Notifications 13.06.2024 0400 hrs – 13.06.2024 1600 hrs**

Fatigue Score Reporting

Regions	No. Officers recording a medium fatigue score	No. Officers recording high fatigue score	Actioned
Far Northern	0	0	-
Northern	0	0	-
Central	0	0	-
Darling Downs & South West	0	0	-
Sunshine Coast & Wide Bay	0	0	-
Metro North	0	0	-
Metro South	0	0	-
Gold Coast	1	0	1 x Region Notification Generated
State OpCen	0	0	-
<b>Total</b>	<b>1</b>	<b>0</b>	<b>1 x Region Notification Generated</b>

Workplace Health and Safety Incidents

Incident Number	Date	Location	Details	Outcomes/Follow up required?
Nil	-	-	-	-

COVID-19 PANDEMIC

- Nil identified.

PPE Incidents

Incident Number	Region	Type	Officers Involved	Notification	Outcomes/Issues/Follow up required?
Nil	-	-	-	-	-

Total  
number of  
diagnosed  
COVID-19  
positive  
infections

Region	Number of staff currently diagnosed COVID-19 positive	Cumulative number of diagnosed COVID-19 positive infections
<b>Central</b>	2	624
Operations Centre	0	47
Frontline Operational	2	558
Public Service & Central Office	0	19
<b>Darling Downs &amp; South West</b>	2	523
Operations Centre	1	46
Frontline Operational	1	462
Public Service & Central Office	0	15
<b>Far Northern</b>	1	432
Operations Centre	0	62
Frontline Operational	1	351
Public Service & Central Office	0	19
<b>Gold Coast</b>	7	652
Operations Centre	0	98
Frontline Operational	7	533
Public Service & Central Office	0	21
<b>Health Contact Centre</b>	1	322
<b>Metro North</b>	1	904

Frontline Operational	1	881
Public Service & Central Office	0	23
<b>Metro South</b>	<b>6</b>	<b>1,345</b>
Frontline Operational	6	1,316
Public Service & Central Office	0	29
<b>Northern</b>	<b>1</b>	<b>521</b>
Operations Centre	0	59
Frontline Operational	1	441
Public Service & Central Office	0	21
<b>QASEC</b>	<b>0</b>	<b>70</b>
<b>State Headquarters</b>	<b>2</b>	<b>380</b>
Frontline Operational	1	112
Public Service & Central Office	1	268
<b>Brisbane Operations Centre</b>	<b>1</b>	<b>261</b>
<b>Sunshine Coast &amp; Wide Bay</b>	<b>4</b>	<b>972</b>
Operations Centre	1	75
Frontline Operational	3	870
Public Service & Central Office	0	27
<b>Operations Centre Total</b>	<b>3</b>	<b>648</b>
<b>Frontline Operational Total</b>	<b>23</b>	<b>5,524</b>
<b>Public Service &amp; Central Office Total</b>	<b>1</b>	<b>442</b>
<b>QASEC Total</b>	<b>0</b>	<b>70</b>
<b>HCC Total</b>	<b>1</b>	<b>322</b>
<b>QAS Total</b>	<b>28</b>	<b>7,006</b>
University Students	0	74

*\*Data available only for university students diagnosed COVID-19 positive during university placement.*

# State Operations Coordination Centre Situation Report

Reporting Date	Reporting Time	Reporting Period	Report Reference
14.06.2024	0500 hrs	1700-0500 hrs	NS REPORT 13.06.2024

## Data Integrity (0500 hrs report only)

Integrity

Check	Status	Assessment
Database load:	Data for yesterday is complete	Status should be highlighted green & indicate 'Data for yesterday is complete'.
(Cube) QACIR - Percentiles LASN was last built at:	14/06/2024 3:05:54 AM	Status should be highlighted green & indicate date/time that is this morning.
Latest data contained in (Cube) QACIR - Percentiles LASN is:	13/06/2024	Status should be highlighted green & indicate yesterday's date.

## Service Demand

Number of Triple Zero Calls

Day	Date	TSV	ROK	TWB	MAR	BNE	SPT	CNS	TOTAL
Thursday	13.06.2024	241	230	176	433	1,183	718	252	3,233

Day	Date	Daily June 2024 Average	Daily June 2023 Average	Difference (Increase/Decrease)
Thursday	13.06.2024	3,206	3,225	▼ 19

<b>Operations Centre Reports</b>	<ul style="list-style-type: none"> <li>The SOCC enacted the Statewide Urgent Disconnect at 1028 hrs, 13.06.2024, revoked at 2109 hrs, 13.06.2024.</li> </ul>
----------------------------------	--

<b>Grade of Service</b>	<b>Day</b>	<b>Date</b>	<b>TSV</b>	<b>ROK</b>	<b>TWB</b>	<b>MAR</b>	<b>BNE</b>	<b>SPT</b>	<b>CNS</b>	<b>TOTAL</b>
	Thursday	13.06.2024	94.3%	89.7%	89.8%	93.2%	92.4%	90.1%	92.6%	91.8%

**Total incidents and responses for the day**

	Date	Total	Total Comparative for same time last year	Difference (increase/decrease)
<b>Code 1 Incidents</b>	13.06.2024 until 0000 hrs	1,561		
	14.06.2024 until 0500 hrs	147		
<b>Responses – Codes 1-4</b>	13.06.2024 until 0000 hrs	4,349	4,233	▲ 116
	14.06.2024 until 0500 hrs	300	366	▼ 66

- The iROAM Code 1 Analysis at midnight appears to be in line with recent operational demand.

	Pending incidents	Time	Number of incidents
<b>Pending Incidents</b>	Highest pending queue	1902 hrs	75
	Lowest pending queue	0323 hrs	26
	At time of report	0500 hrs	34

Level Three  
Hospital  
Escalations

Region	Hospital	Time On	Time Off
Sunshine Coast and Wide Bay	Hervey Bay Hospital	0123 hrs	0217 hrs
Metro North	Royal Brisbane and Women's Hospital	1408 hrs	1822 hrs
Metro South	Mater Adults Hospital	1032 hrs	1915 hrs
		2318 hrs	-
	Ipswich General Hospital	1350 hrs, 11.06.2024	-
	Princess Alexandra Hospital	1557 hrs	0006 hrs
		0219 hrs	-
	Redland Local Hospital	1210 hrs	0030 hrs
	Queen Elizabeth II Hospital	1312 hrs	1930 hrs
		0414 hrs	-
Logan Community Hospital	1121 hrs	-	
Gold Coast	Gold Coast University Hospital	1620 hrs	0100 hrs
	Gold Coast Hospital Robina	0200 hrs	0246 hrs
Darling Downs and South West	Toowoomba Base Hospital	1500 hrs	0118 hrs



<p><b>Tier 3 Declarations</b></p>	<ul style="list-style-type: none"> <li>• Rockhampton Hospital – Continuation since 1600 hrs, 08.06.2024</li> <li>• Mackay Base Hospital – Continuation since 0630 hrs, 10.06.2024</li> <li>• Hervey Bay Hospital – Continuation since 0819 hrs, 10.06.2024</li> <li>• Metro North HHS – Continuation since 1347 hrs, 11.06.2024                         <ul style="list-style-type: none"> <li>○ Royal Brisbane and Women’s Hospital – Continuation since 0630 hrs, 04.06.2024</li> <li>○ Redcliffe Hospital – Continuation since 1347 hrs, 11.06.2024</li> <li>○ Caboolture Hospital – Continuation since 0700 hrs, 12.06.2024.</li> </ul> </li> <li>• Gladstone District Hospital – Continuation since 1900 hrs, 12.06.2024</li> <li>• Gold Coast University Hospital – Continuation since 0800 hrs, 13.06.2024</li> <li>• Gold Coast Hospital Robina Campus – Continuation since at 0800 hrs, 13.06.2024</li> </ul>
---------------------------------------	--

<p><b>Distribution Exceptions</b></p>	<ul style="list-style-type: none"> <li>• Nil identified.</li> </ul>
---	---

**QAS Escalations**

<p><b>Region Escalations</b></p>	<table border="1" style="width: 100%; text-align: center;"> <thead> <tr> <th style="width: 33%;">Region</th> <th style="width: 17%;">Level</th> <th style="width: 20%;">Time On</th> <th style="width: 30%;">Time Off</th> </tr> </thead> <tbody> <tr> <td>Nil</td> <td>-</td> <td>-</td> <td>-</td> </tr> </tbody> </table>	Region	Level	Time On	Time Off	Nil	-	-	-
Region	Level	Time On	Time Off						
Nil	-	-	-						

<p><b>SEQ Escalations</b></p>	<table border="1" style="width: 100%; text-align: center;"> <thead> <tr> <th style="width: 33%;">Region</th> <th style="width: 17%;">Level</th> <th style="width: 20%;">Time On</th> <th style="width: 30%;">Time Off</th> </tr> </thead> <tbody> <tr> <td>South East Queensland</td> <td style="background-color: red; color: white;"><b>EXTREME</b></td> <td>0933 hrs, 11.06.2024</td> <td>Ongoing at time of report</td> </tr> </tbody> </table>	Region	Level	Time On	Time Off	South East Queensland	<b>EXTREME</b>	0933 hrs, 11.06.2024	Ongoing at time of report
Region	Level	Time On	Time Off						
South East Queensland	<b>EXTREME</b>	0933 hrs, 11.06.2024	Ongoing at time of report						

Incident Number	Date	Time of call	Response time	Location	Detail	COSE notification sent	Outcomes/ Follow up required?
19337175	13.06.2024	1609 hrs	18 mins	Burleigh Heads Gold Coast Region	<p><b>Two-vehicle RTC – Police Pursuit</b></p> <p>QAS responded to an ICEMS request from QPS, two-vehicle RTC during a police pursuit. One female patient reported to be entrapped.</p> <p>On QAS arrival, paramedics confirm two persons involved, minor injuries.</p> <p>Paramedics remain on scene at time of report.</p>	No	-
19337289	13.06.2024	1626 hrs	6 mins	Albion Metro North	<p><b>Fatal House Fire</b></p> <p>QAS called to a residential unit on fire, with persons unaccounted for.</p> <p>QFES and QPS on Scene.</p> <p>On QAS arrival, unit alight, fully engulfed.</p> <p>Two patients identified.</p> <p>Patient one, conscious <b>Irrelevant</b> female, suffering facial burns with airway involvement.</p> <p>Patient transported in a serious condition to Royal Brisbane and Women's Hospital with CCP on board.</p> <p>Patient two, confirmed Life Extinct on scene and left in the care of QPS</p>	Yes	<p>Peer Support Activated.</p> <p>Operational Debrief performed.</p> <p>Commercial media on scene, interview performed by Supervisor on scene.</p>

Incidents of Significance

19337706	13.06.2024	1809 hrs	15 mins	Bonogin <b>Gold Coast Region</b>	<p><b>Machinery Rollover Fatality</b></p> <p>Reports from private residential acreage that a <b>Irrelevant</b> male patient was deceased following a lawn mower rollover incident.</p> <p>Lawn mower weighing several tonnes slid down 10 metre embankment and was on top of patient.</p> <p>QAS arriving on scene confirmed patient life extinct.</p> <p>Scene left in care of QPS.</p>	Yes	-
19338314	13.06.2024	2119 hrs	20 mins	Cedar Creek <b>Gold Coast Region</b>	<p><b>RTC Fatality</b></p> <p><b>Irrelevant</b> male involved in a single vehicle RTC reported as entrapped, possibly deceased</p> <p>Patient declared deceased following QAS arrival.</p>	Yes	<p>A previous call for assistance is believed to be related to this incident (19337616). The patient was reported to be erratic <b>Irrelevant</b></p> <p>During the initial incident, call backs were completed by the <b>Irrelevant</b></p> <p>was dispatched</p>

								to attend, however the patient absconded from scene before QAS or QPS arrival. QPS were continuing efforts to locate the patient following this.
19339028	13.06.2024	0304 hrs	19 mins	Marian Central Region	<p><b>Deceased Patient at Roadworks Site</b></p> <p>73-year-old male patient found under a road bridge located at roadworks, unconscious and not breathing with a head injury. Patient is a roadworker and was found by colleagues who did not witness incident.</p> <p>Resuscitation was commenced however the patient was declared life extinct following QAS arrival.</p>	Yes	Operational Debrief performed.	

Case Surveillance

Reporting Period  
1700 hrs 13.06.2024 – 0500 hrs 14.06.2024

Incident Number	Date	Time of call	Response time	Priority	Location	Details	Incident Outcome	Case Status
Nil	-	-	-	-	-	-	-	-

RSQ Rotary Asset Availability	Location	Asset Number	Status
	Brisbane	500	Online
	Brisbane	533	Offline
	Bundaberg	522	Online
	Cairns	510	Online
	Horn Island	700	Online
	Horn Island	701	Online
	Mackay	412	Online
	Mackay	422	Online
	Maroochydore	511	Offline
	Mount Isa	400	Offline
	Rockhampton	300	Online
	Roma	566	Online
	Toowoomba	577	Online
	Toowoomba	588	Online
Townsville	521	Offline	

*\*Information correct as of 0400 hrs, 14.06.2024.*

**Emergency Management**

Major Events and Exercises	Event	Start	Finish	Deployed Resources	Detail
	Nil	-	-	-	-

<b>QAS Staff Deployment</b>	<table border="1" style="width: 100%; border-collapse: collapse;"> <thead> <tr> <th style="width: 20%;">Incident</th> <th style="width: 20%;">No. of staff actively deployed</th> <th style="width: 20%;">Total deployed since commencement of incident</th> <th style="width: 15%;">Authority to deploy</th> <th style="width: 25%;">NOTES</th> </tr> </thead> <tbody> <tr> <td style="text-align: center;">Nil</td> <td style="text-align: center;">-</td> <td style="text-align: center;">-</td> <td style="text-align: center;">-</td> <td style="text-align: center;">-</td> </tr> </tbody> </table>					Incident	No. of staff actively deployed	Total deployed since commencement of incident	Authority to deploy	NOTES	Nil	-	-	-	-												
Incident	No. of staff actively deployed	Total deployed since commencement of incident	Authority to deploy	NOTES																							
Nil	-	-	-	-																							
<b>Coordination</b>	<table border="1" style="width: 100%; border-collapse: collapse;"> <thead> <tr> <th style="width: 10%;">Area</th> <th style="width: 15%;">QAS/Health State</th> <th style="width: 15%;">QAS/Health Regional</th> <th style="width: 15%;">QFES Regional</th> <th style="width: 15%;">SDCG/SOC</th> <th style="width: 10%;">DDMG</th> <th style="width: 10%;">LDMG</th> </tr> </thead> <tbody> <tr> <td style="background-color: #ff0000; color: white;">Stand Up</td> <td style="text-align: center;">QAS SOCC</td> <td style="text-align: center;">-</td> <td style="text-align: center;">-</td> <td style="text-align: center;">-</td> <td style="text-align: center;">-</td> <td style="text-align: center;">-</td> </tr> <tr> <td style="background-color: #ffcc00;">Lean Forward</td> <td style="text-align: center;">-</td> <td style="text-align: center;">-</td> <td style="text-align: center;">-</td> <td style="text-align: center;">-</td> <td style="text-align: center;">-</td> <td style="text-align: center;">Wujal Wujal</td> </tr> </tbody> </table>						Area	QAS/Health State	QAS/Health Regional	QFES Regional	SDCG/SOC	DDMG	LDMG	Stand Up	QAS SOCC	-	-	-	-	-	Lean Forward	-	-	-	-	-	Wujal Wujal
Area	QAS/Health State	QAS/Health Regional	QFES Regional	SDCG/SOC	DDMG	LDMG																					
Stand Up	QAS SOCC	-	-	-	-	-																					
Lean Forward	-	-	-	-	-	Wujal Wujal																					
<b>Environmental Impacts</b>	<table border="1" style="width: 100%; border-collapse: collapse;"> <thead> <tr> <th colspan="7" style="text-align: center; background-color: #d9e1f2;">Incidents Involving QAS Resources on Standby</th> </tr> <tr> <th style="width: 15%;">Incident</th> <th style="width: 15%;">Location</th> <th style="width: 10%;">Start</th> <th style="width: 10%;">Finish</th> <th style="width: 20%;">Deployed Resources</th> <th colspan="2" style="width: 30%;">Detail</th> </tr> </thead> <tbody> <tr> <td style="text-align: center;">Nil</td> <td style="text-align: center;">-</td> <td style="text-align: center;">-</td> <td style="text-align: center;">-</td> <td style="text-align: center;">-</td> <td colspan="2" style="text-align: center;">-</td> </tr> </tbody> </table> <ul style="list-style-type: none"> <li>Weather intelligence from the Bureau of Meteorology (BoM) has been reviewed, with no significant weather impacts expected over the next several days.</li> </ul>						Incidents Involving QAS Resources on Standby							Incident	Location	Start	Finish	Deployed Resources	Detail		Nil	-	-	-	-	-	
Incidents Involving QAS Resources on Standby																											
Incident	Location	Start	Finish	Deployed Resources	Detail																						
Nil	-	-	-	-	-																						
<b>Critical Infrastructure</b>	<ul style="list-style-type: none"> <li><b>ICT Major Incident Notification – Southport OpCen - Gold Coast Region – Unexpected OpCen Mains Power Outage – Restored</b> At 1812 hrs Southport unexpectedly lost mains power for the second time today. UPS and generators immediately commenced operation. Energex website confirms they are aware of issue relating to known power outages to the area and are currently investigating. State OpCen SOS confirms mains power has been restored without any operational impact. A generator issue identified after the completion of the incident will continue to be investigated by technicians during business hours.</li> </ul>																										

- **ICT Major Incident Notification – Toowoomba OpCen Darling Downs and South West Region – Communities in Isolation**  
Telstra have advised that the communities of Injune, Muckadilla, Beilba, Roma, Durham Downs, Wallumbilla North, Baroondah, Taroom and Windorah are in isolation due to loss of 3G & 4G services from a power outage at their Roma Exchange site. The SOCC OpCen SOS advised radios and alternate network mobile phones remain operational. Power Technician is currently en route from Gatton to Roma Exchange site.

**Staff Welfare**

Duress Alarm Activations	Incident Number	Date	Location	Detail	Outcomes/Follow up required?
	Nil	-	-	-	-

Fatigue Score Reporting	<u>Operational Staff Fatigue Notifications 13.06.2024 1600 hrs – 14.06.2024 0400 hrs</u>			
	Regions	No. Officers recording fatigue score Medium	No. Officers recording fatigue score High	Actioned
	Far Northern	1	0	1 x Region Notification Generated
	Northern	0	0	-
	Central	0	0	-
	Darling Downs & South West	0	0	-
	Sunshine Coast & Wide Bay	0	0	-
	Metro North	0	0	-
	Metro South	0	0	-
	Gold Coast	1	0	1 x Region Notification Generated
	State OpCen	0	0	-
	<b>Total</b>	<b>0</b>	<b>0</b>	<b>2 x Region Notifications Generated</b>