

QAS Staff Deployment	Incident	No. of staff actively deployed	Total deployed since commencement of incident	Authority to deploy	NOTES		
	Nil	-	-	-	-		
Coordination	Area	QAS/Health State	QAS/Health Regional	QFES Regional	SDCG/SOC	DDMG	LDMG
	Stand Up	QAS SOCC	-	-	-	-	-
	Lean Forward	-	-	-	-	-	-
Environmental Impacts	Incidents Involving QAS Resources on Standby						
	Incident	Location	Start	Finish	Deployed Resources	Detail	
	Nil	-	-	-	-	-	
	<ul style="list-style-type: none"> <li>Weather intelligence from the Bureau of Meteorology (BoM) has been reviewed, with no significant weather impacts expected over the next several days.</li> </ul>						
Critical Infrastructure	<ul style="list-style-type: none"> <li>Nil reported.</li> </ul>						
Staff Welfare							
Duress Alarm Activations	Incident Number	Date	Location	Detail		Outcomes/Follow up required?	
	Nil	-	-	-		-	

## Operational Staff Fatigue Notifications 22.06.2024 0400 hrs – 22.06.2024 1600 hrs

## Fatigue Score Reporting

Regions	No. Officers recording a medium fatigue score	No. Officers recording high fatigue score	Actioned
Far Northern	4	0	4 x Region Notifications Generated
Northern	0	0	-
Central	0	0	-
Darling Downs & South West	0	0	-
Sunshine Coast & Wide Bay	0	0	-
Metro North	0	1	1 x Region Notification Generated
Metro South	0	0	-
Gold Coast	0	0	-
State OpCen	0	0	-
<b>Total</b>	<b>4</b>	<b>1</b>	<b>5 x Region Notifications Generated</b>

## Workplace Health and Safety Incidents

Incident Number	Date	Location	Details	Outcomes/Follow up required?
19378670	22.06.2024	QAS Maroochydore Station Sunshine Coast & Wide Bay	<p><b>Manual Tasking Incident</b></p> <p>Officer sustained back injury whilst attempting to remove operational kit from vehicle at end of Emergency Availability period, prior to commencement of rostered days off.</p> <p>Officer transported by OS and CCP to Buderim Private Hospital for medical assessment.</p>	<p>SOS in attendance at time of incident.</p> <p>SHE Report to be completed.</p> <p>DCO appraised of incident in real time.</p>

19378785	22.06.2024	Manunda Far Northern Region	<p style="text-align: center;"><b>RTI 6496/24</b> <b>Page 478 of 705</b></p> <p style="text-align: center;"><b>Occupational Violence Incident</b></p> <p>QAS attended a male patient, reported to be intoxicated with QPS on scene. During incident, the patient escalated in aggressive behavior, resulting in an officer being struck in the jaw by the patient.</p> <p>The patient was chemically restrained by QAS and transported Code 1 to Cairns Base Hospital with CCP and QPS escort.</p>	<p>SOS conducted debrief at hospital with attending officers.</p> <p>Officer injured was assessed at Cairns Base Hospital. Was happy and suitable to continue shift.</p> <p>SHE Report to be completed.</p> <p>Priority One Activated.</p>
19379077	22.06.2024	Atkinsons Dam Metro South Region	<p style="text-align: center;"><b>Workplace Injury</b></p> <p>QAS attended a female patient post significant RTC. During management of the patient on scene, an officer sustained an arm injury from barbed wire fence.</p> <p>The patient was transported to Princess Alexandra Hospital by Helo without complication.</p>	<p>SOS completed a welfare check on the officer.</p> <p>Officer remained in good spirits and continued shift following assessment and treatment at Gatton Hospital.</p> <p>SHE Report to be completed.</p>
19380189	22.06.2024	Agnes Water Sunshine Coast & Wide Bay Region	<p style="text-align: center;"><b>Occupational Violence Incident</b></p> <p>QAS attended a female patient presenting with mental health issues and heightened behavior. First resource on scene comprised of a single officer and QFES officer assisting with driving.</p> <p>Whilst on scene, the patient escalated and struck the QFES officer.</p> <p>QFES officer declined QAS medical assessment, denying injuries or pain.</p>	<p>QPS attended scene.</p> <p>Priority One Activated.</p> <p>OS performed debrief.</p> <p>SOS conducted a welfare check and notified QFES of incident.</p>

**COVID-19 PANDEMIC**

Emerging  
COVID-19  
Intelligence

- Nil identified.

PPE Incidents

Incident Number	Region	Type	Officers Involved	Notification	Outcomes/Issues/Follow up required?
Nil	-	-	-	-	-

Total  
number of  
diagnosed  
COVID-19  
positive  
infections

Region	Number of staff currently diagnosed COVID-19 positive	Cumulative number of diagnosed COVID-19 positive infections
<b>Central</b>	<b>4</b>	<b>629</b>
Operations Centre	0	47
Frontline Operational	4	563
Public Service & Central Office	0	19
<b>Darling Downs &amp; South West</b>	<b>7</b>	<b>530</b>
Operations Centre	1	47
Frontline Operational	6	468
Public Service & Central Office	0	15
<b>Far Northern</b>	<b>1</b>	<b>435</b>
Operations Centre	0	62
Frontline Operational	1	354
Public Service & Central Office	0	19
<b>Gold Coast</b>	<b>7</b>	<b>660</b>
Operations Centre	2	100
Frontline Operational	5	539
Public Service & Central Office	0	21
<b>Health Contact Centre</b>	<b>2</b>	<b>324</b>
<b>Metro North</b>	<b>9</b>	<b>919</b>
Frontline Operational	8	895
Public Service & Central Office	1	24
<b>Metro South</b>	<b>0</b>	<b>1,358</b>



Frontline Operational	8	1,329
Public Service & Central Office	0	29
<b>Northern</b>	<b>2</b>	<b>525</b>
Operations Centre	1	60
Frontline Operational	1	444
Public Service & Central Office	0	21
<b>QASEC</b>	<b>0</b>	<b>70</b>
<b>State Headquarters</b>	<b>1</b>	<b>381</b>
Frontline Operational	0	112
Public Service & Central Office	1	269
<b>Brisbane Operations Centre</b>	<b>1</b>	<b>263</b>
<b>Sunshine Coast &amp; Wide Bay</b>	<b>17</b>	<b>993</b>
Operations Centre	5	81
Frontline Operational	12	885
Public Service & Central Office	0	27
<b>Operations Centre Total</b>	<b>10</b>	<b>660</b>
<b>Frontline Operational Total</b>	<b>45</b>	<b>5,589</b>
<b>Public Service &amp; Central Office Total</b>	<b>2</b>	<b>444</b>
<b>QASEC Total</b>	<b>0</b>	<b>70</b>
<b>HCC Total</b>	<b>2</b>	<b>324</b>
<b>QAS Total</b>	<b>65</b>	<b>7,087</b>
University Students	0	74

*\*Data available only for university students diagnosed COVID-19 positive during university placement.*

# State Operations Coordination Centre Situation Report

Reporting Date	Reporting Time	Reporting Period	Report Reference
23.06.2024	0500 hrs	1700-0500 hrs	NS REPORT 22.06.2024

## Data Integrity (0500 hrs report only)

Integrity


Check	Status	Assessment
Database load:	Data for yesterday is complete	Status should be highlighted green & indicate 'Data for yesterday is complete'.
(Cube) QACIR - Percentiles LASN was last built at:	23/06/2024 3:05:54 AM	Status should be highlighted green & indicate date/time that is this morning.
Latest data contained in (Cube) QACIR - Percentiles LASN is:	22/06/2024	Status should be highlighted green & indicate yesterday's date.

## Service Demand

Number of Triple Zero Calls

Day	Date	TSV	ROK	TWB	MAR	BNE	SPT	CNS	TOTAL
Saturday	22.06.2024	233	225	202	445	1,101	763	233	3,202

Day	Date	Daily June 2024 Average	Daily June 2023 Average	Difference (Increase/Decrease)
Saturday	22.06.2024	3,268	3,225	 43

<b>Operations Centre Reports</b>	<ul style="list-style-type: none"> <li>The Statewide Emergency Rule was enacted at 1135 hrs, 22.06.2024, and remains in place at time of report.</li> </ul>
----------------------------------	---

<b>Grade of Service</b>	<table border="1" style="width: 100%; text-align: center;"> <thead> <tr> <th>Day</th> <th>Date</th> <th>TSV</th> <th>ROK</th> <th>TWB</th> <th>MAR</th> <th>BNE</th> <th>SPT</th> <th>CNS</th> <th>TOTAL</th> </tr> </thead> <tbody> <tr> <td>Saturday</td> <td>22.06.2024</td> <td>83.8%</td> <td>77.2%</td> <td>82.2%</td> <td>79.6%</td> <td>84.5%</td> <td>82.9%</td> <td>86.7%</td> <td>82.9%</td> </tr> </tbody> </table>	Day	Date	TSV	ROK	TWB	MAR	BNE	SPT	CNS	TOTAL	Saturday	22.06.2024	83.8%	77.2%	82.2%	79.6%	84.5%	82.9%	86.7%	82.9%
Day	Date	TSV	ROK	TWB	MAR	BNE	SPT	CNS	TOTAL												
Saturday	22.06.2024	83.8%	77.2%	82.2%	79.6%	84.5%	82.9%	86.7%	82.9%												

<b>Incidents and Responses Trending</b>	<p><b>Total incidents and responses for the day</b></p> <table border="1" style="width: 100%; text-align: center;"> <thead> <tr> <th></th> <th>Date</th> <th>Total</th> <th>Total Comparative for same time last year</th> <th>Difference (increase/decrease)</th> </tr> </thead> <tbody> <tr> <td rowspan="2">Code 1 Incidents</td> <td>22.06.2024 until 0000 hrs</td> <td>1,537</td> <td></td> <td></td> </tr> <tr> <td>23.06.2024 until 0500 hrs</td> <td>209</td> <td></td> <td></td> </tr> <tr> <td rowspan="2">Responses – Codes 1-4</td> <td>22.06.2024 until 0000 hrs</td> <td>3,795</td> <td>3,700</td> <td> 95</td> </tr> <tr> <td>23.06.2024 until 0500 hrs</td> <td>412</td> <td>421</td> <td> 9</td> </tr> </tbody> </table> <ul style="list-style-type: none"> <li>The iROAM Code 1 Analysis at midnight appears to be in line with recent operational demand.</li> </ul>		Date	Total	Total Comparative for same time last year	Difference (increase/decrease)	Code 1 Incidents	22.06.2024 until 0000 hrs	1,537			23.06.2024 until 0500 hrs	209			Responses – Codes 1-4	22.06.2024 until 0000 hrs	3,795	3,700	95	23.06.2024 until 0500 hrs	412	421	9
	Date	Total	Total Comparative for same time last year	Difference (increase/decrease)																				
Code 1 Incidents	22.06.2024 until 0000 hrs	1,537																						
	23.06.2024 until 0500 hrs	209																						
Responses – Codes 1-4	22.06.2024 until 0000 hrs	3,795	3,700	95																				
	23.06.2024 until 0500 hrs	412	421	9																				

<b>Pending Incidents</b>	<table border="1" style="width: 100%; text-align: center;"> <thead> <tr> <th>Pending incidents</th> <th>Time</th> <th>Number of incidents</th> </tr> </thead> <tbody> <tr> <td>Highest pending queue</td> <td>0158 hrs</td> <td>71</td> </tr> <tr> <td>Lowest pending queue</td> <td>2132 hrs</td> <td>31</td> </tr> <tr> <td>At time of report</td> <td>0500 hrs</td> <td>35</td> </tr> </tbody> </table>	Pending incidents	Time	Number of incidents	Highest pending queue	0158 hrs	71	Lowest pending queue	2132 hrs	31	At time of report	0500 hrs	35
Pending incidents	Time	Number of incidents											
Highest pending queue	0158 hrs	71											
Lowest pending queue	2132 hrs	31											
At time of report	0500 hrs	35											

Level Three  
Hospital  
Escalations

Region	Hospital	Time On	Time Off
Central	Rockhampton Hospital	1621 hrs	1941 hrs
Metro South	Redland Local Hospital	1842 hrs	2105 hrs
	Ipswich General Hospital	1420 hrs	0007 hrs
	Logan Community Hospital	0945 hrs, 21.06.2024	0345 hrs
	Mater Adults Hospital	1425 hrs	2003 hrs
	Queen Elizabeth II Hospital	1705 hrs	2003 hrs
		2210 hrs	0005 hrs
Gold Coast	Gold Coast University Hospital	2200 hrs	2301 hrs
Darling Downs & South West	Toowoomba Base Hospital	1350 hrs	-

<p><b>Tier 3 Declarations</b></p>	<ul style="list-style-type: none"> <li>Ipswich General Hospital – Continuation since 2100 hrs, 16.06.2024</li> <li>Townsville University Hospital – Continuation since 0745 hrs, 18.06.2024</li> <li>Gold Coast University Hospital – Continuation since 0800 hrs, 17.06.2024</li> <li>Gold Coast Robina Hospital - Continuation since 0800 hrs, 17.06.2024</li> <li>Cairns Base Hospital – Continuation since 0845 hrs, 20.06.2024</li> <li>Mackay Base Hospital – Continued since 2020 hrs, 20.06.2024</li> <li>Bundaberg Base Hospital - Continued since 0715 hrs, 21.06.2024</li> <li>Toowoomba Base Hospital – Continued since 0830hrs, 21.06.2024.</li> </ul>
---------------------------------------	---

<p><b>Distribution Exceptions</b></p>	<ul style="list-style-type: none"> <li>Nil identified.</li> </ul>
---	---

**QAS Escalations**

<p><b>Region Escalations</b></p>	<table border="1" style="width: 100%; border-collapse: collapse;"> <thead> <tr> <th style="width: 33%;">Region</th> <th style="width: 17%;">Level</th> <th style="width: 20%;">Time On</th> <th style="width: 30%;">Time Off</th> </tr> </thead> <tbody> <tr> <td style="text-align: center;">Nil</td> <td style="text-align: center;">-</td> <td style="text-align: center;">-</td> <td style="text-align: center;">-</td> </tr> </tbody> </table>				Region	Level	Time On	Time Off	Nil	-	-	-
Region	Level	Time On	Time Off									
Nil	-	-	-									

<p><b>SEQ Escalations</b></p>	<table border="1" style="width: 100%; border-collapse: collapse;"> <thead> <tr> <th style="width: 33%;">Region</th> <th style="width: 17%;">Level</th> <th style="width: 20%;">Time On</th> <th style="width: 30%;">Time Off</th> </tr> </thead> <tbody> <tr> <td style="text-align: center;">South East Queensland</td> <td style="text-align: center; background-color: red; color: white;">EXTREME</td> <td style="text-align: center;">1120 hrs, 19.06.2024</td> <td style="text-align: center;">Ongoing at time of report</td> </tr> </tbody> </table>				Region	Level	Time On	Time Off	South East Queensland	EXTREME	1120 hrs, 19.06.2024	Ongoing at time of report
Region	Level	Time On	Time Off									
South East Queensland	EXTREME	1120 hrs, 19.06.2024	Ongoing at time of report									

Incident Number	Date	Time of call	Response time	Location	Detail	COSE notification sent	Outcomes/ Follow up required?
19380631	22.06.2024	1548 hrs	1 hr 2 mins	Irrelevant Central Region	<p><b>Gunshot Wound Presentation</b></p> <p>QAS responded to Sarina Hospital following reports of an adult male self-presenting to ED with a gunshot wound to the hip.</p> <p>Flight CCP, Flight MO and Single Bravo Officer transported patient to Mackay Base Hospital.</p>	No	OS conducted debrief with crew at hospital.
19380907	22.06.2024	1701 hrs	30 mins	Irrelevant Sunshine Coast and Wide Bay Region	<p><b>Fatal Single Vehicle RTC</b></p> <p>QAS responded to a single vehicle RTC over embankment and into a tree. QFES and QPS on scene prior to the arrival of Paramedics. On arrival Paramedics confirmed a total of two occupants.</p> <p>Patient one: Irrelevant male driver, entrapped and declared Life Extinct by Paramedics with nil resuscitation commenced. Patient left on scene in the care of QPS.</p> <p>Patient two: Irrelevant female passenger, self-extricated sustained facial injuries and was transported to Sunshine Coast University Hospital in a stable condition.</p>	No	Peer Support Activated
19382260	23.06.2024	0008 hrs	9 mins	Surfers Paradise	CPR- Public Place	Yes	Peer Support Activated

Incidents of Significance

					<p><b>Gold Coast Region</b></p> <p>QAS responded to Cocktails Night Club for reports of an unresponsive male in the middle of the dance floor, bystander CPR performed. AED on scene delivered three shocks prior to QAS arrival.</p> <p>On QAS arrival, unconscious 20-year-old male in cardiac arrest. Resuscitation efforts continued.</p> <p>ROSC achieved, patient transported in a critical condition with CCP on board to Gold Coast University Hospital.</p>		
19382332	23.06.2024	0036 hrs	8 mins	<p><b>Lanskey Northern Region</b></p> <p><b>Fatal "buggy" RTC</b></p> <p>QAS responded to reports of an adult male reported to have fallen from a buggy onto roadway. Patient reported to be unresponsive and breathing with a head injury. Bystander commenced CPR prior to QAS arrival.</p> <p>QPS and QFES on scene.</p> <p>On arrival Paramedics confirmed adult male patient in his 40s with a significant head injury. Resuscitation efforts continued.</p> <p>Patient subsequently declared Life Extinct and left on scene in the care of QPS.</p>	Yes	<p>Supervisor conducted an Operational Debrief upon return to station.</p> <p>Peer Support Activated.</p>	

Reporting Period  
0500 hrs 22.06.2024 – 0500 hrs 23.06.2024

Case  
Surveillance

Incident Number	Date	Time of call	Response time	Priority	Location	Details	Incident Outcome	Case Status
Nil	-	-	-	-	-	-	-	-

Retrieval Services Queensland

RTI Released



RSQ Rotary  
Asset  
Availability

Location	Asset Number	Status
Brisbane	500	Online
Brisbane	533	Online
Bundaberg	522	Online
Cairns	510	Online
Horn Island	700	Online
Horn Island	701	Online
Mackay	412	Online
Mackay	422	Online
Maroochydore	511	Offline
Mount Isa	400	Offline
Rockhampton	300	Online
Roma	566	Online
Toowoomba	577	Online
Toowoomba	588	Offline
Townsville	521	Online

*\*Information correct as of 0400 hrs, 23.06.2024.*

Emergency Management

Major Events and Exercises	<b>Event</b>	<b>Start</b>	<b>Finish</b>	<b>Deployed Resources</b>	<b>Detail</b>		
	Nil	-	-	-	-		
QAS Staff Deployment	<b>Incident</b>	<b>No. of staff actively deployed</b>	<b>Total deployed since commencement of incident</b>	<b>Authority to deploy</b>	<b>NOTES</b>		
	Nil	-	-	-	-		
Coordination	<b>Area</b>	<b>QAS/Health State</b>	<b>QAS/Health Regional</b>	<b>QFES Regional</b>	<b>SDCG/SOC</b>	<b>DDMG</b>	<b>LDMG</b>
	Stand Up	QAS SOCC	-	-	-	-	-
	Lean Forward	-	-	-	-	-	-
Environmental Impacts	<b>Incidents Involving QAS Resources on Standby</b>						
	<b>Incident</b>	<b>Location</b>	<b>Start</b>	<b>Finish</b>	<b>Deployed Resources</b>	<b>Detail</b>	
	Nil	-	-	-	-	-	
	<ul style="list-style-type: none"> <li>Weather intelligence from the Bureau of Meteorology (BoM) has been reviewed, with no significant weather impacts expected over the next several days.</li> </ul>						
Critical Infrastructure	<ul style="list-style-type: none"> <li>Nil issues identified.</li> </ul>						

Staff Welfare

Duress Alarm  
Activations

Incident Number	Date	Location	Detail	Outcomes/Follow up required?
Nil	-	-	-	-

Fatigue Score  
Reporting

<u>Operational Staff Fatigue Notifications 22.06.2024 1600 hrs – 23.06.2024 0400 hrs</u>			
Regions	No. Officers recording fatigue score Medium	No. Officers recording fatigue score High	Actioned
Far Northern	1	1	2 x Region Notifications Generated
Northern	0	0	-
Central	0	0	-
Darling Downs & South West	0	0	-
Sunshine Coast & Wide Bay	1	0	1 x Region Notification Generated
Metro North	0	0	-
Metro South	0	0	-
Gold Coast	0	0	-
State OpCen	0	0	-
<b>Total</b>	<b>2</b>	<b>1</b>	<b>3 x Region Notifications Generated</b>

Workplace  
Health and  
Safety  
Incidents

Incident Number	Date	Location	Detail	Outcomes/Follow up required?
Nil	-	-	-	-

COVID-19 PANDEMIC

Emerging  
COVID-19  
Intelligence

- Nil identified.

PPE Incidents

Incident Number	Region	Type	Officers Involved	Notification	Outcomes/Issues/Follow up required?
Nil	-	-	-	-	-

Total number  
of diagnosed  
COVID-19  
positive  
infections

Region	Number of staff currently diagnosed COVID-19 positive	Cumulative number of diagnosed COVID-19 positive infections
<b>Central</b>	<b>2</b>	<b>629</b>
Operations Centre	0	47
Frontline Operational	2	563
Public Service & Central Office	0	19
<b>Darling Downs &amp; South West</b>	<b>6</b>	<b>530</b>
Operations Centre	0	47
Frontline Operational	6	468
Public Service & Central Office	0	15
<b>Far Northern</b>	<b>1</b>	<b>435</b>
Operations Centre	0	62
Frontline Operational	1	354
Public Service & Central Office	0	19
<b>Gold Coast</b>	<b>3</b>	<b>660</b>
Operations Centre	1	100
Frontline Operational	2	539
Public Service & Central Office	0	21
<b>Health Contact Centre</b>	<b>2</b>	<b>324</b>
<b>Metro North</b>	<b>8</b>	<b>919</b>
Frontline Operational	7	895
Public Service & Central Office	1	24
<b>Metro South</b>	<b>7</b>	<b>1,358</b>
Frontline Operational	7	1,329
Public Service & Central Office	0	29
<b>Northern</b>	<b>0</b>	<b>525</b>
Operations Centre	0	60
Frontline Operational	0	444


Public Service & Central Office		21
<b>QASEC</b>	<b>0</b>	<b>70</b>
<b>State Headquarters</b>	<b>1</b>	<b>381</b>
Frontline Operational	0	112
Public Service & Central Office	1	269
<b>SEQ Operations Centre</b>	<b>1</b>	<b>263</b>
<b>Sunshine Coast &amp; Wide Bay</b>	<b>11</b>	<b>993</b>
Operations Centre	3	81
Frontline Operational	8	885
Public Service & Central Office	0	27
<b>Operations Centre Total</b>	<b>5</b>	<b>660</b>
<b>Frontline Operational Total</b>	<b>33</b>	<b>5,589</b>
<b>Public Service &amp; Central Office Total</b>	<b>2</b>	<b>444</b>
<b>QASEC Total</b>	<b>0</b>	<b>70</b>
<b>HCC Total</b>	<b>2</b>	<b>324</b>
<b>QAS Total</b>	<b>42</b>	<b>7,087</b>
University Students	0	74

*\*Data available only for university students diagnosed COVID-19 positive during university placement.*

# State Operations Coordination Centre Situation Report

Reporting Date	Reporting Time	Reporting Period	Report Reference
23.06.2024	1700 hrs	0500-1700 hrs	DS REPORT 23.06.2024

## Service Demand

Incidents and Responses Trending	Total incidents and responses for the day	Date	Total	Total Comparative for same time last year	Difference (increase/decrease)
	Code 1 Incidents	23.06.2024 until 1700 hrs	1,071	N/A	N/A
	Responses – Codes 1-4	23.06.2024 until 1700 hrs	2,414	2,505	 91

Pending Incidents	Pending incidents	Time	Number of incidents
	Highest pending queue	1206 hrs	76
	Lowest pending queue	0750 hrs	15
	At time of report	1700 hrs	39

**Level Three  
Hospital  
Escalations**

Region	Hospital	Time On	Time Off
Sunshine Coast & Wide Bay	Gympie General Hospital	1435 hrs	1555 hrs
Metro South	Ipswich General Hospital	0530 hrs	-
	Logan Community Hospital	1225 hrs	-
	Queen Elizabeth II Hospital	1500 hrs	-
Gold Coast	Gold Coast Hospital Robina	0950 hrs	1150 hrs
		1515 hrs	1618 hrs
Darling Downs & South West	Toowoomba Base Hospital	1350 hrs, 22.06.2024	-
	Warwick Hospital	1305 hrs	1345 hrs

**Tier 3  
Declarations**

- Ipswich General Hospital – Continuation since 2100 hrs, 16.06.2024
- Townsville University Hospital – Continuation since 0745 hrs, 18.06.2024
- Gold Coast University Hospital – Continuation since 0800 hrs, 17.06.2024
- Gold Coast Robina Hospital - Continuation since 0800 hrs, 17.06.2024
- Cairns Base Hospital – Continuation since 0845 hrs, 20.06.2024
- Mackay Base Hospital – Continued since 2020 hrs, 20.06.2024
- Bundaberg Base Hospital - Continued since 0715 hrs, 21.06.2024
- Toowoomba Base Hospital – Continued since 0830hrs, 21.06.2024.

**Distribution  
Exceptions**

- Nil reported.



Region Escalations	Region	Level	Time On	Time Off
	Nil	-	-	-

SEQ Escalations	Region	Level	Time On	Time Off
	South East Queensland	EXTREME	1120 hrs, 19.06.2024	0750 hrs
		NORMAL	0750 hrs	1020 hrs
		MODERATE	1020 hrs	Ongoing at time of report.

Incidents of Significance	Incident Number	Date	Time of call	Response time	Location	Detail	COSE notification sent	Outcomes/ Follow up required?
	19383949	23.06.2024	1228 hrs	16 mins	Riverbend Metro South Region	<p><b>Motorcycle Incident</b></p> <p>High-mechanism, single motorcycle incident.</p> <p>On QAS arrival, an adult female patient presented with an altered level of consciousness and a significant head injury.</p> <p>Patient transported in a serious condition to the Princess Alexandra Hospital with HARU on board.</p>	No	-
	19384332	23.06.2024	1424 hrs	15 mins	Callemondah Central Region	<p><b>Motorcycle Incident</b></p> <p>QAS called to a single motorcycle crash down a 10 metre cliff.</p> <p>On QAS arrival, a <b>Irrelevant</b> male patient presented conscious and breathing with bilateral leg fractures.</p>	No	Incident generated media interest.

					<p>Patient located at base of cliff, Helo tasked for extrication.</p> <p>Helo Medical Team winched down to retrieve patient. Patient transported by Helo to Rockhampton Hospital.</p>		
19384426	23.06.2024	1450 hrs	10 mins	Castle Hill <b>Northern Region</b>	<p><b>Fatal Long Fall</b></p> <p>Multi-agency response to an adult female witnessed by multiple bystanders to have fallen approximately 50 metres from Panorama Lookout. Helo tasked to assist with search efforts.</p> <p>Patient located on a trail at base of cliff. Patient presented with multiple traumatic injuries and was declared Life Extinct with nil resuscitation measures undertaken.</p> <p>Patient reportedly discharged from Townsville University Hospital today post presenting with suicidal ideations.</p> <p>Patient left on scene in care of QPS. Crime scene established by QPS.</p>		<p>Incident generated media interest.</p> <p>SOS conducted de-brief with attending crews.</p> <p>Priority One activated.</p>
19384521	23.06.2024	1517 hrs	2 mins	Nambour <b>Sunshine Coast &amp; Wide Bay Region</b>	<p><b>Assault</b></p> <p>QAS called to Nambour Railway Station for a <b>Irrelevant</b> male patient reportedly unconscious post assault.</p> <p>On QAS arrival, patient presented unconscious with a significant head injury.</p> <p>Patient transported to Sunshine Coast University Hospital in a serious condition with CCP on board.</p>	No	OS attended scene.

- The Statewide Emergency Rule was enacted at 1135 hrs, 22.06.2024, and was revoked at 1525 hrs, 23.06.2024.

Retrieval Services Queensland

RSQ Rotary  
Asset  
Availability

Location	Asset Number	Status
Brisbane	500	Online
Brisbane	533	Online
Bundaberg	522	Online
Cairns	510	Online
Horn Island	700	Online
Horn Island	701	Online
Mackay	412	Online
Mackay	422	Online
Maroochydore	511	Online
Mount Isa	400	Offline
Rockhampton	300	Online
Roma	566	Online
Toowoomba	577	Online
Toowoomba	588	Offline
Townsville	521	Online

*\*Information correct as of 1600 hrs, 23.06.2024.*

Major Events and Exercises	Event	Start	Finish	Deployed Resources	Detail		
	Nil	-	-	-	-		
QAS Staff Deployment	Incident	No. of staff actively deployed	Total deployed since commencement of incident	Authority to deploy	NOTES		
	Nil	-	-	-	-		
Coordination	Area	QAS/Health State	QAS/Health Regional	QFES Regional	SDCG/SOC	DDMG	LDMG
	Stand Up	QAS SOCC	-	-	-	-	-
	Lean Forward	-	-	-	-	-	-
Environmental Impacts	<b>Incidents Involving QAS Resources on Standby</b>						
	Incident	Location	Start	Finish	Deployed Resources	Detail	
	Nil	-	-	-	-	-	
Critical Infrastructure	<ul style="list-style-type: none"> <li>Weather intelligence from the Bureau of Meteorology (BoM) has been reviewed, with no significant weather impacts expected over the next several days.</li> </ul>						
	<ul style="list-style-type: none"> <li><b>ICT Major Incident Notification - Cairns OpCen - Far Northern Region - Community in Isolation – Restored</b> Telstra advise that there was a loss of 78 fixed line services &amp; 7 IPMAN services for 6 customers on Thursday Island. There was also a loss of 1 x 3/4G mobile services. As a result the community on Muralug (Prince Of Wales Island) was isolated and unable to contact Triple Zero (000) emergency services. The repeater for Bamaga is located on Thursday Island and caused radio degradation in the area. OpCen was unable to communicate with Bamaga crews via radio channels U89 and V22. Crews were able to communicate with the OpCen. <b>Restored:</b> Telstra power technician identified the onsite power generator had failed to start due to faulty batteries. Spare batteries were sourced and replaced, restoring power and services.</li> </ul>						

Duress Alarm  
Activations

Incident Number	Date	Location	Detail	Outcomes/Follow up required?
Nil	-	-	-	-

Fatigue Score  
Reporting

Operational Staff Fatigue Notifications 23.06.2024 0400 hrs – 23.06.2024 1600 hrs

Regions	No. Officers recording a medium fatigue score	No. Officers recording high fatigue score	Actioned
Far Northern	1	2	3 x Region Notifications Generated
Northern	0	0	-
Central	0	0	-
Darling Downs & South West	0	0	-
Sunshine Coast & Wide Bay	3	0	3 x Region Notifications Generated
Metro North	0	0	-
Metro South	0	0	-
Gold Coast	3	0	3 x Region Notification Generated
State OpCen	0	0	-
<b>Total</b>	<b>7</b>	<b>2</b>	<b>9 x Region Notification Generated</b>

Workplace Health and Safety Incidents

Incident Number	Date	Location	Details	Outcomes/Follow up required?
19383576	23.06.2024	Mackay Central Region	<p><b>Officers Injured</b></p> <p>QAS attended a male patient for reports of an overdose. During time on scene, patient required physical restraint by QPS followed by chemical restraint by QAS.</p> <p>Whilst providing chemical restraint, one officer was struck in the knee by the patient.</p> <p>At hospital during cleaning the stretcher soiled with blood. The second officer sustained a minor laceration to their hand. Which was contaminated by the blood on the stretcher as well.</p>	<p>Both officers were assessed at Mackay Base Hospital.</p> <p>OS conducted a debrief with the crew at hospital post incident.</p> <p>SHE Report to be completed.</p> <p>Priority One Activated.</p> <p>Both officers have indicated they are happy to continue shift following assessment.</p>

COVID-19 PANDEMIC

Emerging COVID-19 Intelligence

- Nil identified.

PPE Incidents

Incident Number	Region	Type	Officers Involved	Notification	Outcomes/Issues/Follow up required?
Nil	-	-	-	-	-

Region	RTI 6496/24 Page 502 of 705	
	Number of staff currently diagnosed COVID-19 positive	Cumulative number of diagnosed COVID-19 positive infections
<b>Central</b>	2	629
Operations Centre	0	47
Frontline Operational	2	563
Public Service & Central Office	0	19
<b>Darling Downs &amp; South West</b>	6	530
Operations Centre	0	47
Frontline Operational	6	468
Public Service & Central Office	0	15
<b>Far Northern</b>	1	435
Operations Centre	0	62
Frontline Operational	1	354
Public Service & Central Office	0	19
<b>Gold Coast</b>	3	660
Operations Centre	1	100
Frontline Operational	2	539
Public Service & Central Office	0	21
<b>Health Contact Centre</b>	2	324
<b>Metro North</b>	8	919
Frontline Operational	7	895
Public Service & Central Office	1	24
<b>Metro South</b>	7	1,358
Frontline Operational	7	1,329
Public Service & Central Office	0	29
<b>Northern</b>	0	525
Operations Centre	0	60
Frontline Operational	0	444

Total  
number of  
diagnosed  
COVID-19  
positive  
infections

Public Service & Central Office	RTI 6496/24	21
QASEC	Page 503 of 705	70
State Headquarters	1	381
Frontline Operational	0	112
Public Service & Central Office	1	269
Brisbane Operations Centre	1	263
Sunshine Coast & Wide Bay	11	993
Operations Centre	3	81
Frontline Operational	8	885
Public Service & Central Office	0	27
Operations Centre Total	5	660
Frontline Operational Total	33	5,589
Public Service & Central Office Total	2	444
QASEC Total	0	70
HCC Total	2	324
QAS Total	42	7,087
University Students	0	74

*\*Data available only for university students diagnosed COVID-19 positive during university placement.*



# State Operations Coordination Centre Situation Report

Reporting Date	Reporting Time	Reporting Period	Report Reference
24.06.2024	0500 hrs	1700-0500 hrs	NS REPORT 23.06.2024

## Data Integrity (0500 hrs report only)

Integrity


Check	Status	Assessment
Database load:	Data for yesterday is complete	Status should be highlighted green & indicate 'Data for yesterday is complete'.
(Cube) QACIR - Percentiles LASN was last built at:	24/06/2024 3:05:55 AM	Status should be highlighted green & indicate date/time that is this morning.
Latest data contained in (Cube) QACIR - Percentiles LASN is:	23/06/2024	Status should be highlighted green & indicate yesterday's date.

## Service Demand

Number of Triple Zero Calls



Day	Date	TSV	ROK	TWB	MAR	BNE	SPT	CNS	TOTAL
Sunday	23.06.2024	209	228	198	446	1,076	677	281	3,115

Day	Date	Daily June 2024 Average	Daily June 2023 Average	Difference (Increase/Decrease)
Sunday	23.06.2024	3,261	3,225	 36

<b>Operations Centre Reports</b>	<ul style="list-style-type: none"> <li>SOCC enacted the Statewide Urgent Disconnect at 2043 hrs on the 23.06.2024 and remains in place at the time of Report.</li> </ul>
----------------------------------	--

<b>Grade of Service</b>	<table border="1"> <thead> <tr> <th>Day</th> <th>Date</th> <th>TSV</th> <th>ROK</th> <th>TWB</th> <th>MAR</th> <th>BNE</th> <th>SPT</th> <th>CNS</th> <th>TOTAL</th> </tr> </thead> <tbody> <tr> <td>Sunday</td> <td>23.06.2024</td> <td>89.5%</td> <td>87.5%</td> <td>88.9%</td> <td>88.7%</td> <td>88.4%</td> <td>88.2%</td> <td>89.0%</td> <td>88.5%</td> </tr> </tbody> </table>	Day	Date	TSV	ROK	TWB	MAR	BNE	SPT	CNS	TOTAL	Sunday	23.06.2024	89.5%	87.5%	88.9%	88.7%	88.4%	88.2%	89.0%	88.5%
Day	Date	TSV	ROK	TWB	MAR	BNE	SPT	CNS	TOTAL												
Sunday	23.06.2024	89.5%	87.5%	88.9%	88.7%	88.4%	88.2%	89.0%	88.5%												

<b>Incidents and Responses Trending</b>	<b>Total incidents and responses for the day</b>				
		Date	Total	Total Comparative for same time last year	Difference (increase/decrease)
	Code 1 Incidents	23.06.2024 until 0000 hrs	1604		
		24.06.2024 until 0500 hrs	170		
	Responses – Codes 1-4	23.06.2024 until 0000 hrs	3546	3510	 36
		24.06.2024 until 0500 hrs	323	365	 42
<ul style="list-style-type: none"> <li>The iROAM Code 1 Analysis at midnight appears to be in line with recent operational demand.</li> </ul>					

<b>Pending Incidents</b>	Pending incidents	Time	Number of incidents
	Highest pending queue	1933 hrs	55
	Lowest pending queue	0228 hrs	15
	At time of report	0500 hrs	33

Level Three  
Hospital  
Escalations

Region	Hospital	Time On	Time Off
Central	Rockhampton Hospital	2300 hrs	0250 hrs
Sunshine Coast & Wide Bay	Hervey Bay Hospital	1700 hrs	2115 hrs
Metro North	The Prince Charles Hospital	0405 hrs	-
Metro South	Ipswich General Hospital	0530 hrs	-
	Logan Community Hospital	1225 hrs	-
	Queen Elizabeth II Hospital	1500 hrs	-
	Redland Local Hospital	2145 hrs	0047 hrs
	Mater Adults Hospital	2210 hrs	0208 hrs
	Princess Alexandra Hospital	0113 hrs	0334 hrs
Gold Coast	Gold Coast Hospital Robina	2102 hrs	2310 hrs
Darling Downs & South West	Toowoomba Base Hospital	1350 hrs, 22.06.2024	-

<b>Tier 3 Declarations</b>	<ul style="list-style-type: none"> <li>Ipswich General Hospital – Continuation since 2100 hrs, 16.06.2024</li> <li>Townsville University Hospital – Continuation since 0745 hrs, 18.06.2024</li> <li>Gold Coast University Hospital – Continuation since 0800 hrs, 17.06.2024</li> <li>Gold Coast Robina Hospital - Continuation since 0800 hrs, 17.06.2024</li> <li>Cairns Base Hospital – Continuation since 0845 hrs, 20.06.2024</li> <li>Mackay Base Hospital – Continued since 2020 hrs, 20.06.2024</li> <li>Bundaberg Base Hospital - Continued since 0715 hrs, 21.06.2024</li> <li>Toowoomba Base Hospital – Continued since 0830hrs, 21.06.2024.</li> </ul>
--------------------------------	---

<b>Distribution Exceptions</b>	<ul style="list-style-type: none"> <li>Nil identified.</li> </ul>
------------------------------------	---

**QAS Escalations**

<b>Region Escalations</b>	Region	Level	Time On	Time Off
	Nil	-	-	-

<b>SEQ Escalations</b>	Region	Level	Time On	Time Off
	South East Queensland	MODERATE	1020 hrs, 23.06.2024	1815 hrs
		EXTREME	1815 hrs	Ongoing at time of report.

Incident Number	Date	Time of call	Response time	Location	Detail	COSE notification sent	Outcomes/ Follow up required?
19385681	23.06.2024	2116 hrs	18 mins	New Beith Metro South	<p><b>Two Vehicle Traffic Crash</b></p> <p>QAS called to reports of a two vehicle head on traffic crash, at high speed. One patient reportedly entrapped.</p> <p>On QAS arrival three patients identified</p> <p>Patient one, conscious 14-year-old male with minor facial injuries and emotional distress. Patient transported in a stable condition to Queensland Children's Hospital.</p> <p>Patient two, conscious 50-year-old male with abdominal pain and c-spine tenderness. Patient transported in a stable condition to Princess Alexandra Hospital.</p> <p>Patient three, unconscious adult male, entrapped. Patient suffering significant head and abdominal injuries. Patient transported Code One with HARU and CCP on board to Princess Alexandra Hospital.</p>	Yes.	<p>Region SOS advised that an Operational debrief would take place at Princess Alexandra Hospital.</p> <p>Peer Support Activated.</p>

Incidents of Significance

19386050	23.06.2024	2338 hrs	8 mins	Irrelevant Far Northern Region	<p><b>Cardiac arrest on Commercial Aircraft</b></p> <p>Irrelevant male passenger suffered a cardiac arrest on a commercial Aircraft enroute to Cairns Airport. CPR performed and AED delivered counter shock with ROSC achieved prior to aircraft Landing.</p> <p>Patient conscious upon arrival of Paramedics who subsequently transported to Cairns Base Hospital with a CCP escort.</p>	No.	Nil
----------	------------	----------	--------	-----------------------------------	--	-----	-----

Case Surveillance

Reporting Period  
0500 hrs 23.06.2024 – 0500 hrs 24.06.2024

Incident Number	Date	Time of call	Response time	Priority	Location	Details	Incident Outcome	Case Status
Nil	-	-	-	-	-	-	-	-

Retrieval Services Queensland

RSQ Rotary  
Asset  
Availability

Location	Asset Number	Status
Brisbane	500	Online
Brisbane	533	Online
Bundaberg	522	Online
Cairns	510	Online
Horn Island	700	Online
Horn Island	701	Online
Mackay	412	Online
Mackay	422	Online
Maroochydore	511	Offline
Mount Isa	400	Offline
Rockhampton	300	Online
Roma	566	Online
Toowoomba	577	Online
Toowoomba	588	Offline
Townsville	521	Online

*\*Information correct as of 0400 hrs, 24.06.2024.*

Emergency Management

Major Events and Exercises	<b>Event</b>	<b>Start</b>	<b>Finish</b>	<b>Deployed Resources</b>	<b>Detail</b>		
	Nil	-	-	-	-		
QAS Staff Deployment	<b>Incident</b>	<b>No. of staff actively deployed</b>	<b>Total deployed since commencement of incident</b>	<b>Authority to deploy</b>	<b>NOTES</b>		
	Nil	-	-	-	-		
Coordination	<b>Area</b>	<b>QAS/Health State</b>	<b>QAS/Health Regional</b>	<b>QFES Regional</b>	<b>SDCG/SOC</b>	<b>DDMG</b>	<b>LDMG</b>
	Stand Up	QAS SOCC	-	-	-	-	-
	Lean Forward	-	-	-	-	-	-
Environmental Impacts	<b>Incidents Involving QAS Resources on Standby</b>						
	<b>Incident</b>	<b>Location</b>	<b>Start</b>	<b>Finish</b>	<b>Deployed Resources</b>	<b>Detail</b>	
	Nil	-	-	-	-	-	
Critical Infrastructure	<ul style="list-style-type: none"> <li>Weather intelligence from the Bureau of Meteorology (BoM) has been reviewed, with no significant weather impacts expected over the next several days.</li> </ul>						
	<ul style="list-style-type: none"> <li><b>ICT Major Incident Notification - Triple Zero Call Disruptions at Brisbane OpCen - Restored</b> Brisbane OpCen reported that the Alcatel phones connected to 5 different CAD consoles restarted, resulting in a dropout to triple zero calls. Out of the 5 CAD consoles impacted, 1 console was from the Clinical Hub and the other was CDS. Both TCU and the Public Safety Network Management Centre (PSNMC) were engaged to confirm network stability at the Brisbane OpCen. Restored: The vendor DXC identified that the digital card that controls the impacted CAD consoles automatically restarted. TCU and the Vendor DXC have monitored the card after the restart and confirmed no further errors have occurred and the digital card remains operational.</li> </ul>						



Duress Alarm Activations

Incident Number	Date	Location	Detail	Outcomes/Follow up required?
Nil	-	-	-	-

Fatigue Score Reporting

Operational Staff Fatigue Notifications 23.06.2024 1600 hrs – 24.06.2024 0400 hrs			
Regions	No. Officers recording fatigue score Medium	No. Officers recording fatigue score High	Actioned
Far Northern	0	0	-
Northern	0	0	-
Central	0	0	-
Darling Downs & South West	0	0	-
Sunshine Coast & Wide Bay	0	0	-
Metro North	0	0	-
Metro South	0	0	-
Gold Coast	0	0	-
State OpCen	0	0	-
<b>Total</b>	<b>0</b>	<b>0</b>	<b>0 x Region Notifications Generated</b>

Workplace  
Health and  
Safety  
Incidents

Incident Number	Date	Location	Detail	Outcomes/Follow up required?
Nil	-	-	-	-

COVID-19 PANDEMIC

Emerging  
COVID-19  
Intelligence

- Nil identified.

PPE Incidents

Incident Number	Region	Type	Officers Involved	Notification	Outcomes/Issues/Follow up required?
Nil	-	-	-	-	-

Total number  
of diagnosed  
COVID-19  
positive  
infections

Region	Number of staff currently diagnosed COVID-19 positive	Cumulative number of diagnosed COVID-19 positive infections
<b>Central</b>	<b>1</b>	<b>629</b>
Operations Centre	0	47
Frontline Operational	1	563
Public Service & Central Office	0	19
<b>Darling Downs &amp; South West</b>	<b>5</b>	<b>530</b>
Operations Centre	0	47
Frontline Operational	5	468
Public Service & Central Office	0	15
<b>Far Northern</b>	<b>1</b>	<b>435</b>
Operations Centre	0	62
Frontline Operational	1	354
Public Service & Central Office	0	19
<b>Gold Coast</b>	<b>2</b>	<b>660</b>
Operations Centre	1	100
Frontline Operational	1	539
Public Service & Central Office	0	21
<b>Health Contact Centre</b>	<b>2</b>	<b>324</b>
<b>Metro North</b>	<b>2</b>	<b>919</b>
Frontline Operational	1	895
Public Service & Central Office	1	24
<b>Metro South</b>	<b>6</b>	<b>1,358</b>
Frontline Operational	6	1,329
Public Service & Central Office	0	29
<b>Northern</b>	<b>0</b>	<b>525</b>
Operations Centre	0	60
Frontline Operational	0	444


Public Service & Central Office		21
<b>QASEC</b>	<b>0</b>	<b>70</b>
<b>State Headquarters</b>	<b>0</b>	<b>381</b>
Frontline Operational	0	112
Public Service & Central Office	0	269
<b>SEQ Operations Centre</b>	<b>1</b>	<b>263</b>
<b>Sunshine Coast &amp; Wide Bay</b>	<b>7</b>	<b>993</b>
Operations Centre	2	81
Frontline Operational	5	885
Public Service & Central Office	0	27
<b>Operations Centre Total</b>	<b>4</b>	<b>660</b>
<b>Frontline Operational Total</b>	<b>20</b>	<b>5,589</b>
<b>Public Service &amp; Central Office Total</b>	<b>1</b>	<b>444</b>
<b>QASEC Total</b>	<b>0</b>	<b>70</b>
<b>HCC Total</b>	<b>2</b>	<b>324</b>
<b>QAS Total</b>	<b>27</b>	<b>7,087</b>
University Students	0	74

*\*Data available only for university students diagnosed COVID-19 positive during university placement.*

# State Operations Coordination Centre Situation Report

Reporting Date	Reporting Time	Reporting Period	Report Reference
24.06.2024	1700 hrs	0500-1700 hrs	DS REPORT 24.06.2024

## Service Demand

Incidents and Responses Trending	Total incidents and responses for the day	Date	Total	Total Comparative for same time last year	Difference (increase/decrease)
	Code 1 Incidents	24.06.2024 until 1700 hrs	1,176	N/A	N/A
	Responses – Codes 1-4	24.06.2024 until 1700 hrs	3,242	3,282	 40

Pending Incidents	Pending incidents	Time	Number of incidents
	Highest pending queue	1301 hrs	127
	Lowest pending queue	0720 hrs	16
	At time of report	1700 hrs	98

**Level Three  
Hospital  
Escalations**

Region	Hospital	Time On	Time Off
Far Northern	Cairns Base Hospital	1120 hrs	1418 hrs
Metro South	Ipswich General Hospital	0530 hrs, 23.06.2024	-
	Logan Community Hospital	1225 hrs, 23.06.2024	1125 hrs
		1312 hrs	-
	Queen Elizabeth II Hospital	1500 hrs, 23.06.2024	0630 hrs
		1535 hrs	-
		Mater Adults Hospital	1058 hrs
	Princess Alexandra Hospital	1503 hrs	-
Metro North	The Prince Charles Hospital	0405 hrs	0510 hrs
		1103 hrs	-
	Royal Brisbane Hospital	1425 hrs	-
	Caboolture Hospital	1609 hrs	-
Darling Downs & South West	Toowoomba Base Hospital	1350 hrs, 22.06.2024	-
Gold Coast	Gold Coast University Hospital	0940 hrs	-
	Gold Coast Robina Hospital	1005 hrs	1126 hrs

**Tier 3  
Declarations**

- Bundaberg Base Hospital – Activated at 1231 hrs, 24.06.2024
- Ipswich General Hospital – Continuation since 2100 hrs, 16.06.2024
- Townsville University Hospital – Continuation since 2308 hrs, 22.06.2024
- Gold Coast University Hospital – Continuation since 0800 hrs, 17.06.2024
- Gold Coast Robina Hospital - Continuation since 0800 hrs, 17.06.2024
- Mackay Base Hospital – Continuation since 2020 hrs, 20.06.2024
- Toowoomba Base Hospital – Continuation since 0830hrs, 21.06.2024
- Rockhampton Hospital – Continuation since 1700 hrs, 22.06.2024
- **Metro North HHS** – Continuation since 1430 hrs, 23.06.2024
  - Redcliffe Hospital – Continuation since 1745 hrs, 22.06.2024
  - Caboolture Hospital – Continuation since 1025 hrs, 23.06.2024

- Prince Charles Hospital – Continuation since 14:30 hrs, 23.06.2024
- **Metro South HHS** – Continuation since 0830 hrs, 24.06.2024
  - Princess Alexandra Hospital – Continuation since 0830 hrs, 24.06.2024
  - Logan Community Hospital – Continuation since 0830 hrs, 24.06.2024
  - Queen Elizabeth II Hospital – Continuation since 0830 hrs, 24.06.2024
  - Redland Hospital – Continuation since 0830 hrs, 24.06.2024
  - Beaudesert Hospital – Continuation since 0830 hrs, 24.06.2024
- Hervey Bay Hospital – Continuation since 0824 hrs, 24.06.2024.

**Distribution Exceptions**

- Nil reported.

**QAS Escalations**

**Region Escalations**

Region	Level	Time On	Time Off
Nil	-	-	-

**SEQ Escalations**

Region	Level	Time On	Time Off
South East Queensland	<b>EXTREME</b>	1815 hrs, 23.06.2024	Ongoing at time of report

**Incidents of Significance**

Incident Number	Date	Time of call	Response time	Location	Detail	COSE notification sent	Outcomes/ Follow up required?
19387500	24.06.2024	0948 hrs	13 mins	Wacol Metro South Region	<p><b>Assault at Correctional Facility</b></p> <p>QAS called to Arthur Gorrie Correctional Centre for an adult male unconscious post assault.</p> <p>On QAS arrival, a <b>irrelevant</b> male patient presented with an altered level of consciousness and suspected head injury</p>	No	-

					Irrelevant Patient transported in a serious condition to the Princess Alexandra Hospital with CCP and prison guard escorts on board.		
19388550	24.06.2024	1256 hrs	10 mins	Southport Gold Coast Region	<b>Workplace Incident - Pedestrian Struck by Trailer</b>  QAS called to a pedestrian struck by an unhitched trailer in a driveway.  On QAS arrival, a Irrelevant male patient presented conscious and alert with significant abdominal and pelvic injuries.  Patient transported in a critical condition to the Gold Coast University Hospital with CCP on board.	No	-
19389045	24.06.2024	1436 hrs	5 mins	Irrelevant Sunshine Coast & Wide Bay Region	<b>Irrelevant Drowning</b>  QAS called to a Irrelevant female located in a pool at a private residence unconscious and not breathing with CPR in progress.  On QAS arrival, patient presented in cardiac arrest with an unknown downtime. QAS resuscitation measures undertaken on scene and continued during transport.  Patient transported in a critical condition to Hervey Bay Hospital with CCP on board.  Patient subsequently declared deceased at Hervey Bay Hospital.	Yes	QPS and OS in attendance.  CCP conducted de-brief with attending crews.  Priority One activated.



Operations  
Centre  
Reports

- The Statewide Urgent Disconnect was enacted at 2043 hrs, 23.06.2024, and was revoked at 0610 hrs, 24.06.2024
- The Statewide Urgent Disconnect was enacted at 1040 hrs, 24.06.2024 and remains in place at time of Report.

Retrieval Services Queensland

RSQ Rotary  
Asset  
Availability

Location	Asset Number	Status
Brisbane	500	Online
Brisbane	533	Online
Bundaberg	522	Online
Cairns	510	Online
Horn Island	700	Online
Horn Island	701	Online
Mackay	412	Online
Mackay	422	Online
Maroochydore	511	Online
Mount Isa	400	Online
Rockhampton	300	Online
Roma	566	Online
Toowoomba	577	Online
Toowoomba	588	Offline
Townsville	521	Online

*\*Information correct as of 1600 hrs, 24.06.2024.*

Major Events and Exercises	Event	Start	Finish	Deployed Resources	Detail
	Nil	-	-	-	-

QAS Staff Deployment	Incident	No. of staff actively deployed	Total deployed since commencement of incident	Authority to deploy	NOTES
	Nil	-	-	-	-

Coordination	Area	QAS/Health State	QAS/Health Regional	QFES Regional	SDCG/SOC	DDMG	LDMG
	Stand Up	QAS SOCC	-	-	-	-	-
	Lean Forward	-	-	-	-	-	-

Incidents Involving QAS Resources on Standby						
Incident	Location	Start	Finish	Deployed Resources	Detail	
Nil	-	-	-	-	-	

- Weather intelligence from the Bureau of Meteorology (BoM) has been reviewed, with no significant weather impacts expected over the next several days.

**Critical Infrastructure**

- ICT Major Incident Notification - QAS Emergency and Fleet Management Precinct - Network Disruption - Initial and Restored**  
At approximately 1340 hrs, users located within the QAS Emergency and Fleet Management Precinct experienced a network outage, lasting approximately 40 minutes. Some users connected to the localised network switch were impacted, however separate ports remained operational. Wifi capability remained operational and were utilised as a workaround if the console was Wifi capable. Users were able to move to uninterrupted consoles to perform normal duties. The SOCC remained operational with critical contact points uninterrupted. PSN restarted the impacted network switch, which restored network services to the building.

Staff Welfare

Duress Alarm Activations

Incident Number	Date	Location	Detail	Outcomes/Follow up required?
Nil	-	-	-	-

Fatigue Score Reporting

**Operational Staff Fatigue Notifications 24.06.2024 0400 hrs – 24.06.2024 1600 hrs**

Regions	No. Officers recording a medium fatigue score	No. Officers recording high fatigue score	Actioned
Far Northern	2	1	3 x Region Notifications Generated
Northern	0	0	-
Central	1	0	1 x Region Notification Generated
Darling Downs & South West	0	0	-
Sunshine Coast & Wide Bay	0	0	-
Metro North	0	0	-
Metro South	0	0	-
Gold Coast	0	0	-
State OpCen	0	0	-
<b>Total</b>	<b>3</b>	<b>1</b>	<b>4 x Region Notifications Generated</b>

Workplace  
Health and  
Safety  
Incidents

Incident Number	Date	Location	Details	Outcomes/Follow up required?
-	-	-	-	-

**COVID-19 PANDEMIC**

Emerging  
COVID-19  
Intelligence

- Nil identified.

PPE Incidents

Incident Number	Region	Type	Officers Involved	Notification	Outcomes/Issues/Follow up required?
Nil	-	-	-	-	-

Total  
number of  
diagnosed  
COVID-19  
positive  
infections

Region	Number of staff currently diagnosed COVID-19 positive	Cumulative number of diagnosed COVID-19 positive infections
<b>Central</b>	<b>3</b>	<b>631</b>
Operations Centre	0	47
Frontline Operational	3	565
Public Service & Central Office	0	19
<b>Darling Downs &amp; South West</b>	<b>8</b>	<b>533</b>
Operations Centre	0	47
Frontline Operational	8	471

Public Service & Central Office	0	15
<b>Far Northern</b>	<b>1</b>	<b>435</b>
Operations Centre	0	62
Frontline Operational	1	354
Public Service & Central Office	0	19
<b>Gold Coast</b>	<b>2</b>	<b>660</b>
Operations Centre	1	100
Frontline Operational	1	539
Public Service & Central Office	0	21
<b>Health Contact Centre</b>	<b>2</b>	<b>324</b>
<b>Metro North</b>	<b>6</b>	<b>923</b>
Frontline Operational	5	899
Public Service & Central Office	1	24
<b>Metro South</b>	<b>8</b>	<b>1,360</b>
Frontline Operational	8	1,331
Public Service & Central Office	0	29
<b>Northern</b>	<b>0</b>	<b>525</b>
Operations Centre	0	60
Frontline Operational	0	444
Public Service & Central Office	0	21
<b>QASEC</b>	<b>1</b>	<b>71</b>
<b>State Headquarters</b>	<b>0</b>	<b>381</b>
Frontline Operational	0	112
Public Service & Central Office	0	269
<b>Brisbane Operations Centre</b>	<b>1</b>	<b>263</b>
<b>Sunshine Coast &amp; Wide Bay</b>	<b>7</b>	<b>993</b>
Operations Centre	2	81
Frontline Operational	5	885
Public Service & Central Office	0	27
<b>Operations Centre Total</b>	<b>4</b>	<b>660</b>

Frontline Operational Total	39	5,599
Public Service & Central Office Total	1	444
QASEC Total	1	71
HCC Total	2	324
QAS Total	39	7,098
University Students	1	75

*\*Data available only for university students diagnosed COVID-19 positive during university placement.*

RTI Released

# State Operations Coordination Centre Situation Report

Reporting Date	Reporting Time	Reporting Period	Report Reference
25.06.2024	0500 hrs	1700-0500 hrs	NS REPORT 24.06.2024

## Data Integrity (0500 hrs report only)

Integrity


Check	Status	Assessment
Database load:	Data for yesterday is complete	Status should be highlighted green & indicate 'Data for yesterday is complete'.
(Cube) QACIR - Percentiles LASN was last built at:	25/06/2024 3:06:00 AM	Status should be highlighted green & indicate date/time that is this morning.
Latest data contained in (Cube) QACIR - Percentiles LASN is:	24/06/2024	Status should be highlighted green & indicate yesterday's date.

## Service Demand

Number of Triple Zero Calls

Day	Date	TSV	ROK	TWB	MAR	BNE	SPT	CNS	TOTAL
Monday	24.06.2024	223	249	179	492	1,272	793	185	3,393

Day	Date	Daily June 2024 Average	Daily June 2023 Average	Difference (Increase/Decrease)
Monday	24.06.2024	3,267	3,225	 42

<b>Operations Centre Reports</b>	<ul style="list-style-type: none"> <li>SOCC enacted the Statewide Urgent Disconnect was enacted at 1040 hrs, 24.06.2024 and was upgraded to Emergency Rule at 1810 hrs which remains in place at time of report.</li> </ul>
----------------------------------	---

<b>Grade of Service</b>	<table border="1" style="width: 100%; text-align: center;"> <thead> <tr> <th>Day</th> <th>Date</th> <th>TSV</th> <th>ROK</th> <th>TWB</th> <th>MAR</th> <th>BNE</th> <th>SPT</th> <th>CNS</th> <th>TOTAL</th> </tr> </thead> <tbody> <tr> <td>Monday</td> <td>24.06.2024</td> <td>89.9%</td> <td>85.7%</td> <td>88.5%</td> <td>86.8%</td> <td>88.9%</td> <td>87.2%</td> <td>89.8%</td> <td>88.0%</td> </tr> </tbody> </table>	Day	Date	TSV	ROK	TWB	MAR	BNE	SPT	CNS	TOTAL	Monday	24.06.2024	89.9%	85.7%	88.5%	86.8%	88.9%	87.2%	89.8%	88.0%
Day	Date	TSV	ROK	TWB	MAR	BNE	SPT	CNS	TOTAL												
Monday	24.06.2024	89.9%	85.7%	88.5%	86.8%	88.9%	87.2%	89.8%	88.0%												

<b>Incidents and Responses Trending</b>	<b>Total incidents and responses for the day</b>				
	Date	Total	Total Comparative for same time last year	Difference (increase/decrease)	
	Code 1 Incidents	24.06.2024 until 0000 hrs	1,663		
		25.06.2024 until 0500 hrs	164		
	Responses – Codes 1-4	24.06.2024 until 0000 hrs	4,437	4,312	▲ 125
		25.06.2024 until 0500 hrs	280	342	▼ 62
	<ul style="list-style-type: none"> <li>The iROAM Code 1 Analysis at midnight appears to be in line with recent operational demand.</li> </ul>				

<b>Pending Incidents</b>	Pending incidents	Time	Number of incidents
	Highest pending queue	1803 hrs	106
	Lowest pending queue	2045 hrs	59
	At time of report	0500 hrs	62



Level Three  
Hospital  
Escalations

Region	Hospital	Time On	Time Off
Central	Rockhampton Hospital	2003 hrs	0430 hrs
Sunshine Coast & Wide Bay	Nambour General Hospital	1953 hrs	2243 hrs
Metro North	The Prince Charles Hospital	1103 hrs	0057 hrs
	Royal Brisbane & Women's Hospital	1425 hrs	0411 hrs
	Caboolture Hospital	1609 hrs	1806 hrs
	Redcliffe Hospital	2304 hrs	0150 hrs
Metro South	Ipswich General Hospital	0530 hrs, 23.06.2024	-
	Logan Community Hospital	1312 hrs	-
	Queen Elizabeth II Hospital	1535 hrs	-
	Mater Adults Hospital	1058 hrs	0415 hrs
	Princess Alexandra Hospital	1503 hrs	0404 hrs
	Redland Hospital	1815 hrs	0210 hrs
		0410 hrs	-
Gold Coast	Gold Coast University Hospital	0940 hrs	0450 hrs
	Gold Coast Hospital Robina	2220 hrs	0225 hrs
Darling Downs & South West	Toowoomba Base Hospital	1350 hrs, 22.06.2024	-

<b>Tier 3 Declarations</b>	<ul style="list-style-type: none"> <li>• Bundaberg Base Hospital – Continuation since 1230 hrs, 20.06.2024</li> <li>• Ipswich General Hospital – Continuation since 2100 hrs, 16.06.2024</li> <li>• Townsville University Hospital – Continuation since 2308 hrs, 22.06.2024</li> <li>• Gold Coast University Hospital – Continuation since 0800 hrs, 17.06.2024</li> <li>• Gold Coast Robina Hospital - Continuation since 0800 hrs, 17.06.2024</li> <li>• Mackay Base Hospital – Continuation since 2020 hrs, 20.06.2024</li> <li>• Toowoomba Base Hospital – Continuation since 0830hrs, 21.06.2024</li> <li>• Rockhampton Hospital – Continuation since 1700 hrs, 22.06.2024</li> <li>• Hervey Bay Hospital – Continuation since 0824 hrs, 24.06.2024</li> <li>• <b>Metro North HHS</b> – Continuation since 1430 hrs, 23.06.2024             <ul style="list-style-type: none"> <li>○ Redcliffe Hospital – Continuation since 1745 hrs, 22.06.2024</li> <li>○ Caboolture Hospital – Continuation since 1025 hrs, 23.06.2024</li> <li>○ The Prince Charles Hospital – Continuation since 1430 hrs, 23.06.2024.</li> </ul> </li> <li>• <b>Metro South HHS</b> – Continuation since 0830 hrs, 24.06.2024             <ul style="list-style-type: none"> <li>○ Princess Alexandra Hospital – Continuation since 0830 hrs, 24.06.2024</li> <li>○ Logan Community Hospital – Continuation since 0830 hrs, 24.06.2024</li> <li>○ Queen Elizabeth II Hospital – Continuation since 0830 hrs, 24.06.2024</li> <li>○ Redland Hospital – Continuation since 0830 hrs, 24.06.2024</li> <li>○ Beaudesert Hospital – Continuation since 0830 hrs, 24.06.2024.</li> </ul> </li> </ul>
--------------------------------	---

<b>Distribution Exceptions</b>	<ul style="list-style-type: none"> <li>• Nil identified.</li> </ul>
------------------------------------	---

**QAS Escalations**

<b>Region Escalations</b>	Region	Level	Time On	Time Off
	Nil	-	-	-

<b>SEQ Escalations</b>	Region	Level	Time On	Time Off
	South East Queensland	EXTREME	1815 hrs, 23.06.2024	Ongoing at time of report.

Incidents of Significance	Incident Number	Date	Time of call	Response time	Location	Detail	COSE notification sent	Outcomes/ Follow up required?
	19391225	25.06.2024	0205 hrs	13 mins	Upper Coomera Gold Coast Region	<p><b>House Fire – Firefighter Injured</b></p> <p>QAS called to a double story house fire.</p> <p>QAS on scene confirm large house fire, fully engulfed with multiple QFES appliances on scene. All occupants had self-extricated with nil injuries.</p> <p>A brick wall collapsed landing on and injuring a Firefighter. Patient presented with significant damage to their helmet and retrograde amnesia.</p> <p>Patient transported to Gold Coast University Hospital in a stable condition.</p>	No	Injured Firefighter is also a QAS Paramedic.

Case Surveillance	Reporting Period								
	0500 hrs 24.06.2024 – 0500 hrs 25.06.2024								
	Incident Number	Date	Time of call	Response time	Priority	Location	Details	Incident Outcome	Case Status
Nil	-	-	-	-	-	-	-	-	-

RSQ Rotary  
Asset  
Availability

Location	Asset Number	Status
Brisbane	500	Online
Brisbane	533	Online
Bundaberg	522	Online
Cairns	510	Online
Horn Island	700	Online
Horn Island	701	Online
Mackay	412	Online
Mackay	422	Online
Maroochydore	511	Online
Mount Isa	400	Online
Rockhampton	300	Online
Roma	566	Online
Toowoomba	577	Offline
Toowoomba	588	Online
Townsville	521	Online

*\*Information correct as of 0400 hrs, 25.06.2024.*

Major Events and Exercises	Event	Start	Finish	Deployed Resources	Detail		
	Nil	-	-	-	-		
QAS Staff Deployment	Incident	No. of staff actively deployed	Total deployed since commencement of incident	Authority to deploy	NOTES		
	Nil	-	-	-	-		
Coordination	Area	QAS/Health State	QAS/Health Regional	QFES Regional	SDCG/SOC	DDMG	LDMG
	Stand Up	QAS SOCC	-	-	-	-	-
	Lean Forward	-	-	-	-	-	-
Environmental Impacts	Incidents Involving QAS Resources on Standby						
	Incident	Location	Start	Finish	Deployed Resources	Detail	
	Nil	-	-	-	-	-	
Critical Infrastructure	<ul style="list-style-type: none"> <li>Weather intelligence from the Bureau of Meteorology (BoM) has been reviewed, with no significant weather impacts expected over the next several days.</li> </ul>						
	<ul style="list-style-type: none"> <li><b>Major Incident Notification – Darling Downs &amp; South West – Power Outage Dulacca – Restored</b> MIN notified of a possible community in isolation for the communities of Dulacca and Drillham. A power disruption at Dulacca was restored with portable generators prior to commercial mains power being recovered. QAS was notified of the incident 4 hours after the restoration of services had occurred. Toowoomba OpCen advised nil impacts to BaU were noted.</li> </ul>						

Duress Alarm Activations

Incident Number	Date	Location	Detail	Outcomes/Follow up required?
Nil	-	-	-	-

Fatigue Score Reporting

Operational Staff Fatigue Notifications 24.06.2024 1600 hrs – 25.06.2024 0400 hrs			
Regions	No. Officers recording fatigue score Medium	No. Officers recording fatigue score High	Actioned
Far Northern	0	0	-
Northern	0	0	-
Central	0	0	-
Darling Downs & South West	0	0	-
Sunshine Coast & Wide Bay	0	0	-
Metro North	0	0	-
Metro South	0	0	-
Gold Coast	1	0	1 x Region Notification Generated
State OpCen	0	0	-
<b>Total</b>	<b>1</b>	<b>0</b>	<b>1 x Region Notification Generated</b>

Workplace Health and Safety Incidents

Incident Number	Date	Location	Detail	Outcomes/Follow up required?
19390624	24.06.2024	Irrelevant Far Northern Region	<p><b>Occupational Violence</b></p> <p>QAS responded to Irrelevant male for reports of leg pain. Whilst on scene, a family member became aggressive towards the first responding officer.</p> <p>The family member smashed a household item on the floor and threatened the officer.</p> <p>Nil physical violence occurred. The patient was subsequently transported to hospital without further incident.</p>	<p>SOS attended hospital and conducted a welfare check on the officer.</p> <p>SOS debriefed responding officers at hospital.</p> <p>SOS has submitted an interim CAD Caution note to FSG and the District Director.</p> <p>Priority One Activated.</p> <p>The officer terminated shift as a result of the incident.</p>

COVID-19 PANDEMIC

Emerging COVID-19 Intelligence

- Nil identified.

PPE Incidents

Incident Number	Region	Type	Officers Involved	Notification	Outcomes/Issues/Follow up required?
Nil	-	-	-	-	-

Total number  
of diagnosed  
COVID-19  
positive  
infections

Region	Number of staff currently diagnosed COVID-19 positive	Cumulative number of diagnosed COVID-19 positive infections
<b>Central</b>	<b>3</b>	<b>631</b>
Operations Centre	0	47
Frontline Operational	3	565
Public Service & Central Office	0	19
<b>Darling Downs &amp; South West</b>	<b>8</b>	<b>533</b>
Operations Centre	0	47
Frontline Operational	8	471
Public Service & Central Office	0	15
<b>Far Northern</b>	<b>1</b>	<b>435</b>
Operations Centre	0	62
Frontline Operational	1	354
Public Service & Central Office	0	19
<b>Gold Coast</b>	<b>2</b>	<b>660</b>
Operations Centre	1	100
Frontline Operational	1	539
Public Service & Central Office	0	21
<b>Health Contact Centre</b>	<b>2</b>	<b>324</b>
<b>Metro North</b>	<b>6</b>	<b>923</b>
Frontline Operational	5	899
Public Service & Central Office	1	24
<b>Metro South</b>	<b>8</b>	<b>1,360</b>
Frontline Operational	8	1,331
Public Service & Central Office	0	29
<b>Northern</b>	<b>0</b>	<b>525</b>
Operations Centre	0	60
Frontline Operational	0	444




Public Service & Central Office		21
<b>QASEC</b>	<b>1</b>	<b>71</b>
<b>State Headquarters</b>	<b>0</b>	<b>381</b>
Frontline Operational	0	112
Public Service & Central Office	0	269
<b>SEQ Operations Centre</b>	<b>1</b>	<b>263</b>
<b>Sunshine Coast &amp; Wide Bay</b>	<b>7</b>	<b>993</b>
Operations Centre	2	81
Frontline Operational	5	885
Public Service & Central Office	0	27
<b>Operations Centre Total</b>	<b>4</b>	<b>660</b>
<b>Frontline Operational Total</b>	<b>31</b>	<b>5,599</b>
<b>Public Service &amp; Central Office Total</b>	<b>1</b>	<b>444</b>
<b>QASEC Total</b>	<b>1</b>	<b>71</b>
<b>HCC Total</b>	<b>2</b>	<b>324</b>
<b>QAS Total</b>	<b>39</b>	<b>7,098</b>
University Students	1	75

*\*Data available only for university students diagnosed COVID-19 positive during university placement.*

# State Operations Coordination Centre Situation Report

Reporting Date	Reporting Time	Reporting Period	Report Reference
25.06.2024	1700 hrs	0500-1700 hrs	DS REPORT 25.06.2024

## Service Demand

Incidents and Responses Trending	Total incidents and responses for the day	Date	Total	Total Comparative for same time last year	Difference (increase/decrease)
	Code 1 Incidents	25.06.2024 until 1700 hrs	1,055	N/A	N/A
	Responses – Codes 1-4	25.06.2024 until 1700 hrs	3,138	3,186	 48

Pending Incidents	Pending incidents	Time	Number of incidents
	Highest pending queue	1206 hrs	123
	Lowest pending queue	1435 hrs	31
	At time of report	1700 hrs	41

	Region	Hospital	Time On	Time Off
<b>Level Three Hospital Escalations</b>	<b>Sunshine Coast and Wide Bay</b>	Bundaberg Base Hospital	1225 hrs	1304 hrs
	<b>Metro North</b>	Prince Charles Hospital	1115 hrs	1235 hrs
		Royal Brisbane Hospital	1549 hrs	-
		Caboolture Hospital	1657 hrs	-
	<b>Metro South</b>	Ipswich General Hospital	0530 hrs, 23.06.2024	-
		Logan Community Hospital	1312 hrs, 24.06.2024	0637 hrs
			0936 hrs	-
		Queen Elizabeth II Hospital	1535 hrs, 24.06.2024	1019 hrs
			1634 hrs	-
		Redland Hospital	0410 hrs	0653 hrs
			0955 hrs	-
	Princess Alexandra Hospital	1102 hrs	-	
	Mater Adults Hospital	1320 hrs	-	
	<b>Darling Downs &amp; South West</b>	Toowoomba Base Hospital	1350 hrs, 22.06.2024	0916 hrs
			1216 hrs	-
	<b>Gold Coast</b>	Gold Coast University Hospital	1140 hrs	-
		Gold Coast Hospital Robina	1334 hrs	-

**Tier 3  
Declarations**

- Sunshine Coast University Hospital – Activated at 0600 hrs, 25.06.2024
- Ipswich General Hospital – Continuation since 2100 hrs, 16.06.2024
- Townsville University Hospital – Continuation since 2308 hrs, 22.06.2024
- Gold Coast University Hospital – Continuation since 0800 hrs, 17.06.2024
- Gold Coast Robina Hospital - Continuation since 0800 hrs, 17.06.2024
- Mackay Base Hospital – Continuation since 2020 hrs, 20.06.2024

- Toowoomba Base Hospital – Continuation since 0830 hrs, 24.06.2024
- Rockhampton Hospital – Continuation since 1700 hrs, 23.06.2024
- Hervey Bay Hospital – Continuation since 0824 hrs, 24.06.2024.
- Bundaberg Base Hospital – Continuation since 1231 hrs, 24.06.2024
- Metro North HHS – Continuation since 1430 hrs, 23.06.2024
  - Redcliffe Hospital – Continuation since 1745 hrs, 22.06.2024
  - Caboolture Hospital – Continuation since 1025 hrs, 23.06.2024
  - Prince Charles Hospital – Continuation since 1430 hrs, 23.06.2024.
- Metro South HHS – Continuation since 0830 hrs, 24.06.2024
  - Princess Alexandra Hospital – Continuation since 0830 hrs, 24.06.2024
  - Logan Community Hospital – Continuation since 0830 hrs, 24.06.2024
  - Queen Elizabeth II Hospital – Continuation since 0830 hrs, 24.06.2024
  - Redland Hospital – Continuation since 0830 hrs, 24.06.2024
  - Beaudesert Hospital – Continuation since 0830 hrs, 24.06.2024

**Distribution Exceptions**

- Nil reported.

**QAS Escalations**

Region Escalations	Region	Level	Time On	Time Off
	Nil	-	-	-

SEQ Escalations	Region	Level	Time On	Time Off
	South East Queensland	<b>EXTREME</b>	1815 hrs, 23.06.2024	Ongoing at time of report

Incidents of Significance	Incident Number	Date	Time of call	Response time	Location	Detail	COSE notification sent	Outcomes/ Follow up required?
	19392259	25.06.2024	0916 hrs	15 mins	Irrelevant Gold Coast Region	Public Place Cardiac Arrest	No	-

					<p>QAS responded to a commercial gym, following reports of an irrelevant male who collapsed on the treadmill. Bystanders performed CPR and defibrillated patient prior to QAS arrival. Following QAS arrival at scene, ROSC was achieved and the patient was transported to Gold Coast University Hospital in a critical condition.</p>		
19392555	25.06.2024	1020 hrs	7 mins	Paradise Point Gold Coast Region	<p><b>High Mechanism RTC</b></p> <p>QAS responded to reports of a high mechanism motorcycle and car collision with reports the motorcycle rider was unconscious.</p> <p>On QAS arrival, 3 patients were identified. The male motorcycle rider, presented with an altered level of consciousness and was transported to Gold Coast University Hospital in a critical condition. A female occupant of the vehicle, presented with an isolated arm injury and was transported to Gold Coast Private Hospital in a stable condition. The male occupant of the vehicle presented with nil obvious injuries and was transported with the second patient to Gold Coast Private Hospital.</p>	Yes	Media outlets on scene. Peer Support activated.

Operations  
Centre  
Reports

- SOCC enacted the Statewide Emergency Rule at 1810 hrs, 24.06.2024 and was subsequently revoked at 0607 hrs, 25.06.2024.
- SOCC enacted the Statewide Urgent Disconnect at 1012 hrs, 25.06.2024 and was upgraded to the Emergency Rule at 1021 hrs, which remains in place at the time of Report.

Retrieval Services Queensland

RTI Released

RSQ Rotary  
Asset  
Availability

Location	Asset Number	Status
Brisbane	500	Online
Brisbane	533	Online
Bundaberg	522	Online
Cairns	510	Online
Horn Island	700	Online
Horn Island	701	Online
Mackay	412	Online
Mackay	422	Online
Maroochydore	511	Online
Mount Isa	400	Online
Rockhampton	300	Online
Roma	566	Online
Toowoomba	577	Offline
Toowoomba	588	Online
Townsville	521	Online

*\*Information correct as of 1600 hrs, 25.06.2024.*

Emergency Management

Major Events  
and Exercises

Event	Start	Finish	Deployed Resources	Detail
Nil	-	-	-	-

QAS Staff Deployment	Incident	No. of staff actively deployed	Total deployed since commencement of incident	Authority to deploy	NOTES
	Nil	-	-	-	-

Coordination	Area	QAS/Health State	QAS/Health Regional	QFES Regional	SDCG/SOC	DDMG	LDMG
	Stand Up	QAS SOCC	-	-	-	-	-
	Lean Forward	-	-	-	-	-	-

Environmental Impacts	Incidents Involving QAS Resources on Standby					
	Incident	Location	Start	Finish	Deployed Resources	Detail
	Nil	-	-	-	-	-

- Weather intelligence from the Bureau of Meteorology (BoM) has been reviewed, with no significant weather impacts expected over the next several days.

Critical Infrastructure	<ul style="list-style-type: none"> <li>ICT Major Incident Notification - Brisbane OpCen - Metro North Region - Automatic Vehicle Location (AVL) mapping delay – Restored</li> <li>Brisbane OpCen reported they experienced delays in tracking data with vehicles reporting incorrect location lasting for approximately 15-30 minutes. ESCAD support performed an initial investigation which confirmed this is a known fault which is due to increased AVL workload during peak hours. The Vendor is currently working on a long term fix to this fault. FSG have confirmed service restoration with no further instances of delays. Nil operational impact has been reported as a result of the delay.</li> </ul>
-------------------------	---

Staff Welfare

Duress Alarm Activations	Incident Number	Date	Location	Detail	Outcomes/Follow up required?
	Nil	-	-	-	-



**Operational Staff Fatigue Notifications 25.06.2024 0400 hrs – 25.06.2024 1600 hrs**

Fatigue Score Reporting

Regions	No. Officers recording a medium fatigue score	No. Officers recording high fatigue score	Actioned
Far Northern	0	0	-
Northern	0	0	-
Central	1	0	1 x Region Notification Generated
Darling Downs & South West	0	2	2 x Region Notifications Generated
Sunshine Coast & Wide Bay	0	0	-
Metro North	0	0	-
Metro South	0	0	-
Gold Coast	1	1	2 x Region Notifications Generated
State OpCen	0	0	-
<b>Total</b>	<b>2</b>	<b>3</b>	<b>5 x Region Notifications Generated</b>

Workplace Health and Safety Incidents

Incident Number	Date	Location	Details	Outcomes/Follow up required?
Nil	-	-	-	-

**COVID-19 PANDEMIC**

Emerging COVID-19 Intelligence

- Nil identified.

PPE Incidents

Incident Number	Region	Type	Officers Involved	Notification	Outcomes/Issues/Follow up required?
Nil	-	-	-	-	-

Total  
number of  
diagnosed  
COVID-19  
positive  
infections

Region	Number of staff currently diagnosed COVID-19 positive	Cumulative number of diagnosed COVID-19 positive infections
<b>Central</b>	4	633
Operations Centre	1	48
Frontline Operational	3	566
Public Service & Central Office	0	19
<b>Darling Downs &amp; South West</b>	6	533
Operations Centre	0	47
Frontline Operational	6	471
Public Service & Central Office	0	15
<b>Far Northern</b>	1	435
Operations Centre	0	62
Frontline Operational	1	354
Public Service & Central Office	0	19
<b>Gold Coast</b>	1	660
Operations Centre	1	100
Frontline Operational	0	539
Public Service & Central Office	0	21
<b>Health Contact Centre</b>	1	324
<b>Metro North</b>	7	924
Frontline Operational	6	900
Public Service & Central Office	1	24
<b>Metro South</b>	4	633

Frontline Operational	RTI 6496/24	1,332
Public Service & Central Office	Page 546 of 705	29
<b>Northern</b>	<b>0</b>	<b>525</b>
Operations Centre	0	60
Frontline Operational	0	444
Public Service & Central Office	0	21
<b>QASEC</b>	<b>1</b>	<b>71</b>
<b>State Headquarters</b>	<b>0</b>	<b>381</b>
Frontline Operational	0	112
Public Service & Central Office	0	269
<b>Brisbane Operations Centre</b>	<b>0</b>	<b>263</b>
<b>Sunshine Coast &amp; Wide Bay</b>	<b>2</b>	<b>993</b>
Operations Centre	1	81
Frontline Operational	1	885
Public Service & Central Office	0	27
<b>Operations Centre Total</b>	<b>3</b>	<b>661</b>
<b>Frontline Operational Total</b>	<b>24</b>	<b>5,603</b>
<b>Public Service &amp; Central Office Total</b>	<b>1</b>	<b>444</b>
<b>QASEC Total</b>	<b>1</b>	<b>71</b>
<b>HCC Total</b>	<b>1</b>	<b>324</b>
<b>QAS Total</b>	<b>30</b>	<b>7,103</b>
University Students	1	75

*\*Data available only for university students diagnosed COVID-19 positive during university placement.*

# State Operations Coordination Centre Situation Report

Reporting Date	Reporting Time	Reporting Period	Report Reference
26.06.2024	0500 hrs	1700-0500 hrs	NS REPORT 25.06.2024

## Data Integrity (0500 hrs report only)

Integrity


Check	Status	Assessment
Database load:	Data for yesterday is complete	Status should be highlighted green & indicate 'Data for yesterday is complete'.
(Cube) QACIR - Percentiles LASN was last built at:	26/06/2024 3:05:57 AM	Status should be highlighted green & indicate date/time that is this morning.
Latest data contained in (Cube) QACIR - Percentiles LASN is:	25/06/2024	Status should be highlighted green & indicate yesterday's date.

## Service Demand

Number of Triple Zero Calls

Day	Date	TSV	ROK	TWB	MAR	BNE	SPT	CNS	TOTAL
Tuesday	25.06.2024	203	231	195	436	1,174	736	226	3,201

Day	Date	Daily June 2024 Average	Daily June 2023 Average	Difference (Increase/Decrease)
Tuesday	25.06.2024	3,264	3,225	 39

<b>Operations Centre Reports</b>	<ul style="list-style-type: none"> <li>SOCC enacted the Statewide Emergency Rule at 1021 hrs, which remains in place at the time of report.</li> </ul>
----------------------------------	--

<b>Grade of Service</b>	<table border="1" style="width: 100%; text-align: center;"> <thead> <tr> <th>Day</th> <th>Date</th> <th>TSV</th> <th>ROK</th> <th>TWB</th> <th>MAR</th> <th>BNE</th> <th>SPT</th> <th>CNS</th> <th>TOTAL</th> </tr> </thead> <tbody> <tr> <td>Tuesday</td> <td>25.06.2024</td> <td>86.8%</td> <td>88.9%</td> <td>91.4%</td> <td>87.7%</td> <td>90.0%</td> <td>87.9%</td> <td>91.3%</td> <td>89.0%</td> </tr> </tbody> </table>	Day	Date	TSV	ROK	TWB	MAR	BNE	SPT	CNS	TOTAL	Tuesday	25.06.2024	86.8%	88.9%	91.4%	87.7%	90.0%	87.9%	91.3%	89.0%
Day	Date	TSV	ROK	TWB	MAR	BNE	SPT	CNS	TOTAL												
Tuesday	25.06.2024	86.8%	88.9%	91.4%	87.7%	90.0%	87.9%	91.3%	89.0%												

<b>Incidents and Responses Trending</b>	Total incidents and responses for the day			
	Date	Total	Total Comparative for same time last year	Difference (increase/decrease)
<b>Code 1 Incidents</b>	25.06.2024 until 0000 hrs	1,582		
	26.06.2024 until 0500 hrs	142		
<b>Responses – Codes 1-4</b>	25.06.2024 until 0000 hrs	4,389	4,182	▲ 207
	26.06.2024 until 0500 hrs	284	360	▼ 76
	<ul style="list-style-type: none"> <li>The iROAM Code 1 Analysis at midnight appears to be in line with recent operational demand.</li> </ul>			

<b>Pending Incidents</b>	Pending incidents	Time	Number of incidents
	Highest pending queue	2234 hrs	105
	Lowest pending queue	0343 hrs	37
	At time of report	0500 hrs	53

Level Three  
Hospital  
Escalations

Region	Hospital	Time On	Time Off
Sunshine Coast & Wide Bay	Bundaberg Base Hospital	2010 hrs	2200 hrs
		0210 hrs	-
Metro North	Royal Brisbane & Women's Hospital	1549 hrs	0008 hrs
		0115 hrs	0133 hrs
	Caboolture Hospital	1655 hrs	1924 hrs
	The Prince Charles Hospital	0242 hrs	0252 hrs
Metro South	Ipswich General Hospital	0530 hrs, 23.06.2024	-
	Logan Community Hospital	0936 hrs	-
	Queen Elizabeth II Hospital	1634 hrs	-
	Redland Hospital	0955 hrs	-
	Princess Alexandra Hospital	1102 hrs	-
	Mater Adults Hospital	1320 hrs	-
Gold Coast	Gold Coast University Hospital	1140 hrs	0403 hrs
	Gold Coast Robina Hospital	1334 hrs	0200 hrs
Darling Downs & South West	Toowoomba Base Hospital	1216 hrs	-

**Tier 3  
Declarations**

- Sunshine Coast University Hospital – Continuation since 0600 hrs, 25.06.2024
- Ipswich General Hospital – Continuation since 2100 hrs, 16.06.2024
- Townsville University Hospital – Continuation since 2308 hrs, 22.06.2024
- Gold Coast University Hospital – Continuation since 0800 hrs, 17.06.2024
- Gold Coast Robina Hospital - Continuation since 0800 hrs, 17.06.2024
- Mackay Base Hospital – Continuation since 2020 hrs, 20.06.2024
- Toowoomba Base Hospital – Continuation since 0830hrs, 21.06.2024
- Rockhampton Hospital – Continuation since 1700 hrs, 22.06.2024
- Hervey Bay Hospital – Continuation since 0824 hrs, 24.06.2024
- Bundaberg Base Hospital – Continuation since 1231 hrs, 24.06.2024.
- **Metro North HHS** – Continuation since 1430 hrs, 23.06.2024
  - Redcliffe Hospital – Continuation since 1745 hrs, 22.06.2024
  - Caboolture Hospital – Continuation since 1025 hrs, 23.06.2024
  - The Prince Charles Hospital – Continuation since 1430 hrs, 23.06.2024.
- **Metro South HHS** – Continuation since 0830 hrs, 24.06.2024
  - Princess Alexandra Hospital – Continuation since 0830 hrs, 24.06.2024
  - Logan Community Hospital – Continuation since 0830 hrs, 24.06.2024
  - Queen Elizabeth II Hospital – Continuation since 0830 hrs, 24.06.2024
  - Redland Hospital – Continuation since 0830 hrs, 24.06.2024
  - Beaudesert Hospital – Continuation since 0830 hrs, 24.06.2024.

**Distribution  
Exceptions**

- Nil identified.

**QAS Escalations**

**Region  
Escalations**

Region	Level	Time On	Time Off
Nil	-	-	-

SEQ Escalations	Region	Level	Time On	Time Off
	South East Queensland	<b>EXTREME</b>	1815 hrs, 23.06.2024	Ongoing at time of report.

Incidents of Significance	Incident Number	Date	Time of call	Response time	Location	Detail	COSE notification sent	Outcomes/ Follow up required?
		19394552	25.06.2024	1658 hrs	25 mins	<b>Irrelevant</b> Darling Downs & South West Region	<p><b>Fatal Bull Riding Incident</b></p> <p>QAS called to <b>Irrelevant</b> male patient, unconscious and not breathing after falling off and being trodden on by a bull. Resuscitation measures commenced.</p> <p>QAS on scene confirmed patient unconscious and not breathing with significant chest injuries. Resuscitation measures continued.</p> <p>Patient declared Life Extinct on scene and left in the care of QPS.</p>	Yes

Case Surveillance	Reporting Period								
	0500 hrs 25.06.2024 – 0500 hrs 26.06.2024								
	Incident Number	Date	Time of call	Response time	Priority	Location	Details	Incident Outcome	Case Status
	Nil	-	-	-	-	-	-	-	-



RSQ Rotary  
 Asset  
 Availability

Location	Asset Number	Status
Brisbane	500	Online
Brisbane	533	Online
Bundaberg	522	Online
Cairns	510	Online
Horn Island	700	Online
Horn Island	701	Online
Mackay	412	Online
Mackay	422	Online
Maroochydore	511	Online
Mount Isa	400	Online
Rockhampton	300	Online
Roma	566	Online
Toowoomba	577	Online
Toowoomba	588	Online
Townsville	521	Online

*\*Information correct as of 0400 hrs, 26.06.2024.*

Major Events and Exercises	Event	Start	Finish	Deployed Resources	Detail		
	Nil	-	-	-	-		
QAS Staff Deployment	Incident	No. of staff actively deployed	Total deployed since commencement of incident	Authority to deploy	NOTES		
	Nil	-	-	-	-		
Coordination	Area	QAS/Health State	QAS/Health Regional	QFES Regional	SDCG/SOC	DDMG	LDMG
	Stand Up	QAS SOCC	-	-	-	-	-
	Lean Forward	-	-	-	-	-	-
Environmental Impacts	Incidents Involving QAS Resources on Standby						
	Incident	Location	Start	Finish	Deployed Resources	Detail	
	Nil	-	-	-	-	-	
	<ul style="list-style-type: none"> <li>Weather intelligence from the Bureau of Meteorology (BoM) has been reviewed, with no significant weather impacts expected over the next several days.</li> </ul>						
Critical Infrastructure	<ul style="list-style-type: none"> <li>Nil identified.</li> </ul>						

**Duress Alarm Activations**

Incident Number	Date	Location	Detail	Outcomes/Follow up required?
Nil	-	-	-	-

**Fatigue Score Reporting**

<u>Operational Staff Fatigue Notifications 25.06.2024 1600 hrs – 26.06.2024 0400 hrs</u>			
Regions	No. Officers recording fatigue score Medium	No. Officers recording fatigue score High	Actioned
Far Northern	0	0	-
Northern	0	0	-
Central	0	0	-
Darling Downs & South West	0	0	-
Sunshine Coast & Wide Bay	0	0	-
Metro North	1	0	1 x Region Notification Generated
Metro South	0	0	-
Gold Coast	1	0	1 x Region Notification Generated
State OpCen	0	0	-
<b>Total</b>	<b>2</b>	<b>0</b>	<b>2 x Region Notifications Generated</b>

Workplace  
Health and  
Safety  
Incidents

Incident Number	Date	Location	Details	Outcomes/Follow up required?
19393484	25.06.2024	Irrelevant Metro North Region	<p><b>Occupational Violence</b></p> <p>QAS responded with QPS to reports of an agitated female post an altercation earlier in the day.</p> <p>Whilst on scene, the patient escalated their aggressive behaviour. This included verbal threats and abuse towards both services on scene. The patient continued to escalate to the point of kicking and attempting to spit at the officers on scene.</p> <p>The patient was physically restrained by QPS and chemically restrained by QAS. During this process both QPS and QAS officers continued to be kicked at by the patient.</p> <p>The patient was transported to Caboolture hospital with CCP and QPS escort.</p>	<p>QPS have advised they will be placing charges against the patient for assault of a police officer, QAS officers have been offered the option to do the same.</p> <p>HLT conducted debrief at hospital with the crews attending.</p> <p>Regional Notification completed by the HLT.</p> <p>Priority One Activated.</p> <p>Both officers declined assessment reporting nil injury from being kicked.</p> <p>Both officers happy to complete their shifts.</p> <p>SHE Reports to be completed.</p>
19395316	25.06.2024	Irrelevant Metro South Region	<p><b>Occupational Violence</b></p> <p>QAS responded to reports of a female patient in and out of consciousness. Informant reported potential for drug induced psychosis as the cause of their state with concerns for safety of themselves and their children on scene.</p> <p>QAS attended scene with caution prior to QPS based on clinical information provided. Whilst on scene the crew retreated from scene twice due to increased violent behaviour from the patient. The second time, the patient armed themselves with a knife.</p> <p>QPS were able to physically restrain the patient safely prior to chemical restraint by QAS. The patient was transported to Ipswich General Hospital with CCP and QPS escort without further incident.</p>	<p>SOS attended scene.</p> <p>Nil QAS officers were injured during the incident.</p> <p>Priority One Activated.</p> <p>SHE Report to be completed by Officers.</p>

Emerging COVID-19 Intelligence	<ul style="list-style-type: none"> <li>• Nil identified.</li> </ul>
--------------------------------	---

PPE Incidents	Incident Number	Region	Type	Officers Involved	Notification	Outcomes/Issues/Follow up required?
	Nil	-	-	-	-	-

Total number of diagnosed COVID-19 positive infections	Region	Number of staff currently diagnosed COVID-19 positive	Cumulative number of diagnosed COVID-19 positive infections
	Central	4	633
	Operations Centre	1	48
	Frontline Operational	3	566
	Public Service & Central Office	0	19
	Darling Downs & South West	6	533
	Operations Centre	0	47
	Frontline Operational	6	471
	Public Service & Central Office	0	15
	Far Northern	1	435
	Operations Centre	0	62
	Frontline Operational	1	354
	Public Service & Central Office	0	19
	Gold Coast	1	660
	Operations Centre	1	100
	Frontline Operational	0	539
	Public Service & Central Office	0	21
	Health Contact Centre	1	324
	Metro North	7	924


Frontline Operational	6	900
Public Service & Central Office	1	24
<b>Metro South</b>	<b>7</b>	<b>1,361</b>
Frontline Operational	7	1,332
Public Service & Central Office	0	29
<b>Northern</b>	<b>0</b>	<b>525</b>
Operations Centre	0	60
Frontline Operational	0	444
Public Service & Central Office	0	21
<b>QASEC</b>	<b>1</b>	<b>71</b>
<b>State Headquarters</b>	<b>0</b>	<b>381</b>
Frontline Operational	0	112
Public Service & Central Office	0	269
<b>SEQ Operations Centre</b>	<b>0</b>	<b>263</b>
<b>Sunshine Coast &amp; Wide Bay</b>	<b>2</b>	<b>993</b>
Operations Centre	1	81
Frontline Operational	1	885
Public Service & Central Office	0	27
<b>Operations Centre Total</b>	<b>3</b>	<b>661</b>
<b>Frontline Operational Total</b>	<b>24</b>	<b>5,603</b>
<b>Public Service &amp; Central Office Total</b>	<b>1</b>	<b>444</b>
<b>QASEC Total</b>	<b>1</b>	<b>71</b>
<b>HCC Total</b>	<b>1</b>	<b>324</b>
<b>QAS Total</b>	<b>30</b>	<b>7,103</b>
University Students	1	75

*\*Data available only for university students diagnosed COVID-19 positive during university placement.*

# State Operations Coordination Centre Situation Report

Reporting Date	Reporting Time	Reporting Period	Report Reference
26.06.2024	1700 hrs	0500-1700 hrs	DS REPORT 26.06.2024

## Service Demand

Incidents and Responses Trending	Total incidents and responses for the day	Date	Total	Total Comparative for same time last year	Difference (increase/decrease)
	Code 1 Incidents	26.06.2024 until 1700 hrs	1,075	N/A	N/A
	Responses – Codes 1-4	26.06.2024 until 1700 hrs	3,178	3,206	 28

Pending Incidents	Pending incidents	Time	Number of incidents
	Highest pending queue	1103 hrs	150
	Lowest pending queue	0730 hrs	31
	At time of report	1700 hrs	69

Level Three  
Hospital  
Escalations

Region	Hospital	Time On	Time Off
Metro South	Ipswich General Hospital	0530 hrs, 23.06.2024	-
	Logan Community Hospital	0936 hrs, 25.06.2024	0903 hrs
		1214 hrs	-
	Queen Elizabeth II Hospital	1634 hrs, 25.06.2024	1032 hrs
		1342 hrs	-
	Redland Hospital	0955 hrs, 25.06.2024	-
	Princess Alexandra Hospital	1102 hrs, 25.06.2024	1242 hrs
		1610 hrs	-
Mater Adults Hospital	1320 hrs, 25.06.2024	0903 hrs	
	1329 hrs	-	
Darling Downs & South West	Toowoomba Base Hospital	1216 hrs, 25.06.2024	-
Gold Coast	Gold Coast University Hospital	1115 hrs	-
	Gold Coast Hospital Robina Campus	1520 hrs	1642 hrs
Sunshine Coast & Wide Bay	Gympie General Hospital	1421 hrs	-



**Tier 3  
Declarations**

- Sunshine Coast University Hospital – Continuation since 0600 hrs, 25.06.2024
- Townsville University Hospital – Continuation since 2308 hrs, 22.06.2024
- Gold Coast University Hospital – Continuation since 0800 hrs, 17.06.2024
- Gold Coast Robina Hospital - Continuation since 0800 hrs, 17.06.2024
- Mackay Base Hospital – Continuation since 2020 hrs, 20.06.2024
- Toowoomba Base Hospital – Continuation since 0830hrs, 21.06.2024
- Rockhampton Hospital – Continuation since 1700 hrs, 22.06.2024
- Hervey Bay Hospital – Continuation since 0824 hrs, 24.06.2024, Deactivated at 1446 hrs, 26.06.2024
- Bundaberg Base Hospital – Continuation since 1231 hrs, 24.06.2024, Deactivated at 1457 hrs, 26.06.2024
- **Metro North HHS** – Continuation since 1430 hrs, 23.06.2024, Deactivated at 1738 hrs, 25.06.2024
  - Redcliffe Hospital – Continuation since 1745 hrs, 22.06.2024, Deactivated at 1738 hrs, 25.06.2024
  - Caboolture Hospital – Continuation since 1025 hrs, 23.06.2024
  - The Prince Charles Hospital – Continuation since 1430 hrs, 23.06.2024.
- **Metro South HHS** – Continuation since 0830 hrs, 24.06.2024
  - Princess Alexandra Hospital – Continuation since 0830 hrs, 24.06.2024
  - Logan Community Hospital – Continuation since 0830 hrs, 24.06.2024
  - Queen Elizabeth II Hospital – Continuation since 0830 hrs, 24.06.2024
  - Redland Hospital – Continuation since 0830 hrs, 24.06.2024
  - Beaudesert Hospital – Continuation since 0830 hrs, 24.06.2024
- Ipswich General Hospital – Activation at 0830 hrs, 26.06.2024.

**Distribution  
Exceptions**

- Nil reported.

<p><b>Region Escalations</b></p>	<table border="1"> <thead> <tr> <th data-bbox="280 145 826 217">Region</th> <th data-bbox="826 145 1128 217">Level</th> <th data-bbox="1128 145 1619 217">Time On</th> <th data-bbox="1619 145 2157 217">Time Off</th> </tr> </thead> <tbody> <tr> <td data-bbox="280 217 826 272">Nil</td> <td data-bbox="826 217 1128 272">-</td> <td data-bbox="1128 217 1619 272">-</td> <td data-bbox="1619 217 2157 272">-</td> </tr> </tbody> </table>								Region	Level	Time On	Time Off	Nil	-	-	-								
Region	Level	Time On	Time Off																					
Nil	-	-	-																					
<p><b>SEQ Escalations</b></p>	<table border="1"> <thead> <tr> <th data-bbox="280 376 826 424">Region</th> <th data-bbox="826 376 1128 424">Level</th> <th data-bbox="1128 376 1619 424">Time On</th> <th data-bbox="1619 376 2157 424">Time Off</th> </tr> </thead> <tbody> <tr> <td data-bbox="280 424 826 488">South East Queensland</td> <td data-bbox="826 424 1128 488"><b>EXTREME</b></td> <td data-bbox="1128 424 1619 488">1815 hrs, 23.06.2024</td> <td data-bbox="1619 424 2157 488">Ongoing at time of report</td> </tr> </tbody> </table>								Region	Level	Time On	Time Off	South East Queensland	<b>EXTREME</b>	1815 hrs, 23.06.2024	Ongoing at time of report								
Region	Level	Time On	Time Off																					
South East Queensland	<b>EXTREME</b>	1815 hrs, 23.06.2024	Ongoing at time of report																					
<p><b>Incidents of Significance</b></p>	<table border="1"> <thead> <tr> <th data-bbox="280 571 445 683">Incident Number</th> <th data-bbox="445 571 609 683">Date</th> <th data-bbox="609 571 745 683">Time of call</th> <th data-bbox="745 571 893 683">Response time</th> <th data-bbox="893 571 1079 683">Location</th> <th data-bbox="1079 571 1653 683">Detail</th> <th data-bbox="1653 571 1823 683">COSE notification sent</th> <th data-bbox="1823 571 2157 683">Outcomes/ Follow up required?</th> </tr> </thead> <tbody> <tr> <td data-bbox="280 683 445 1129">19397932</td> <td data-bbox="445 683 609 1129">26.06.2024</td> <td data-bbox="609 683 745 1129">1115 hrs</td> <td data-bbox="745 683 893 1129">3 mins</td> <td data-bbox="893 683 1079 1129">Southport Gold Coast Region</td> <td data-bbox="1079 683 1653 1129"> <p><b>Significant RTC</b></p> <p>QAS called to motorcycle and 4WD incident at intersection with initial reports of patient not conscious or breathing.</p> <p>On QAS arrival, patient with altered level of consciousness and head injury. Patient was intubated on scene and transported in critical condition code 1 to Princess Alexandra Hospital with CCP and HARU on board.</p> </td> <td data-bbox="1653 683 1823 1129">Yes</td> <td data-bbox="1823 683 2157 1129">SOS on scene.</td> </tr> </tbody> </table>								Incident Number	Date	Time of call	Response time	Location	Detail	COSE notification sent	Outcomes/ Follow up required?	19397932	26.06.2024	1115 hrs	3 mins	Southport Gold Coast Region	<p><b>Significant RTC</b></p> <p>QAS called to motorcycle and 4WD incident at intersection with initial reports of patient not conscious or breathing.</p> <p>On QAS arrival, patient with altered level of consciousness and head injury. Patient was intubated on scene and transported in critical condition code 1 to Princess Alexandra Hospital with CCP and HARU on board.</p>	Yes	SOS on scene.
Incident Number	Date	Time of call	Response time	Location	Detail	COSE notification sent	Outcomes/ Follow up required?																	
19397932	26.06.2024	1115 hrs	3 mins	Southport Gold Coast Region	<p><b>Significant RTC</b></p> <p>QAS called to motorcycle and 4WD incident at intersection with initial reports of patient not conscious or breathing.</p> <p>On QAS arrival, patient with altered level of consciousness and head injury. Patient was intubated on scene and transported in critical condition code 1 to Princess Alexandra Hospital with CCP and HARU on board.</p>	Yes	SOS on scene.																	
<p><b>Operations Centre Reports</b></p>	<ul style="list-style-type: none"> <li>SOCC revoked the Statewide Emergency Rule at 0602 hrs, 26.06.2024.</li> <li>SOCC enacted the Statewide Urgent Disconnect at 1010 hrs, and Statewide Emergency Rule was enacted at 1030 hrs, 26.06.2024.</li> </ul>																							

RSQ Rotary  
 Asset  
 Availability

Location	Asset Number	Status
Brisbane	500	Online
Brisbane	533	Online
Bundaberg	522	Online
Cairns	510	Online
Horn Island	700	Online
Horn Island	701	Online
Mackay	412	Online
Mackay	422	Online
Maroochydore	511	Online
Mount Isa	400	Online
Rockhampton	300	Online
Roma	566	Online
Toowoomba	577	Online
Toowoomba	588	Online
Townsville	521	Online

*\*Information correct as of 1600 hrs, 26.06.2024.*

Major Events and Exercises	<table border="1"> <thead> <tr> <th data-bbox="280 140 566 204">Event</th> <th data-bbox="566 140 741 204">Start</th> <th data-bbox="741 140 913 204">Finish</th> <th colspan="2" data-bbox="913 140 1335 204">Deployed Resources</th> <th data-bbox="1335 140 2150 204">Detail</th> </tr> </thead> <tbody> <tr> <td data-bbox="280 204 566 268">Nil</td> <td data-bbox="566 204 741 268">-</td> <td data-bbox="741 204 913 268">-</td> <td colspan="2" data-bbox="913 204 1335 268">-</td> <td data-bbox="1335 204 2150 268">-</td> </tr> </tbody> </table>						Event	Start	Finish	Deployed Resources		Detail	Nil	-	-	-		-									
Event	Start	Finish	Deployed Resources		Detail																						
Nil	-	-	-		-																						
QAS Staff Deployment	<table border="1"> <thead> <tr> <th data-bbox="280 363 584 435">Incident</th> <th data-bbox="584 363 855 435">No. of staff actively deployed</th> <th data-bbox="855 363 1225 435">Total deployed since commencement of incident</th> <th data-bbox="1225 363 1413 435">Authority to deploy</th> <th colspan="2" data-bbox="1413 363 2150 435">NOTES</th> </tr> </thead> <tbody> <tr> <td data-bbox="280 435 584 494">Nil</td> <td data-bbox="584 435 855 494">-</td> <td data-bbox="855 435 1225 494">-</td> <td data-bbox="1225 435 1413 494">-</td> <td colspan="2" data-bbox="1413 435 2150 494">-</td> </tr> </tbody> </table>					Incident	No. of staff actively deployed	Total deployed since commencement of incident	Authority to deploy	NOTES		Nil	-	-	-	-											
Incident	No. of staff actively deployed	Total deployed since commencement of incident	Authority to deploy	NOTES																							
Nil	-	-	-	-																							
Coordination	<table border="1"> <thead> <tr> <th data-bbox="280 590 483 646">Area</th> <th data-bbox="483 590 766 646">QAS/Health State</th> <th data-bbox="766 590 1048 646">QAS/Health Regional</th> <th data-bbox="1048 590 1330 646">QFES Regional</th> <th data-bbox="1330 590 1503 646">SDCG/SOC</th> <th data-bbox="1503 590 1807 646">DDMG</th> <th data-bbox="1807 590 2150 646">LDMG</th> </tr> </thead> <tbody> <tr> <td data-bbox="280 646 483 718">Stand Up</td> <td data-bbox="483 646 766 718">QAS SOCC</td> <td data-bbox="766 646 1048 718">-</td> <td data-bbox="1048 646 1330 718">-</td> <td data-bbox="1330 646 1503 718">-</td> <td data-bbox="1503 646 1807 718">-</td> <td data-bbox="1807 646 2150 718">-</td> </tr> <tr> <td data-bbox="280 718 483 790">Lean Forward</td> <td data-bbox="483 718 766 790">-</td> <td data-bbox="766 718 1048 790">-</td> <td data-bbox="1048 718 1330 790">-</td> <td data-bbox="1330 718 1503 790">-</td> <td data-bbox="1503 718 1807 790">-</td> <td data-bbox="1807 718 2150 790">-</td> </tr> </tbody> </table>						Area	QAS/Health State	QAS/Health Regional	QFES Regional	SDCG/SOC	DDMG	LDMG	Stand Up	QAS SOCC	-	-	-	-	-	Lean Forward	-	-	-	-	-	-
Area	QAS/Health State	QAS/Health Regional	QFES Regional	SDCG/SOC	DDMG	LDMG																					
Stand Up	QAS SOCC	-	-	-	-	-																					
Lean Forward	-	-	-	-	-	-																					
Environmental Impacts	<table border="1"> <thead> <tr> <th colspan="6" data-bbox="280 880 2150 920">Incidents Involving QAS Resources on Standby</th> </tr> <tr> <th data-bbox="280 920 571 960">Incident</th> <th data-bbox="571 920 860 960">Location</th> <th data-bbox="860 920 1030 960">Start</th> <th data-bbox="1030 920 1200 960">Finish</th> <th data-bbox="1200 920 1485 960">Deployed Resources</th> <th data-bbox="1485 920 2150 960">Detail</th> </tr> </thead> <tbody> <tr> <td data-bbox="280 960 571 1005">Nil</td> <td data-bbox="571 960 860 1005">-</td> <td data-bbox="860 960 1030 1005">-</td> <td data-bbox="1030 960 1200 1005">-</td> <td data-bbox="1200 960 1485 1005">-</td> <td data-bbox="1485 960 2150 1005">-</td> </tr> </tbody> </table> <ul style="list-style-type: none"> <li data-bbox="338 1050 2067 1117">Weather intelligence from the Bureau of Meteorology (BoM) has been reviewed, with no significant weather impacts expected over the next several days.</li> </ul>						Incidents Involving QAS Resources on Standby						Incident	Location	Start	Finish	Deployed Resources	Detail	Nil	-	-	-	-	-			
Incidents Involving QAS Resources on Standby																											
Incident	Location	Start	Finish	Deployed Resources	Detail																						
Nil	-	-	-	-	-																						
Critical Infrastructure	<ul style="list-style-type: none"> <li data-bbox="338 1235 551 1262">Nil identified.</li> </ul>																										

Duress Alarm Activations

Incident Number	Date	Location	Detail	Outcomes/Follow up required?
Nil	-	-	-	-

Fatigue Score Reporting

**Operational Staff Fatigue Notifications 26.06.2024 0400 hrs – 26.06.2024 1600 hrs**

Regions	No. Officers recording a medium fatigue score	No. Officers recording high fatigue score	Actioned
Far Northern	0	0	-
Northern	0	0	-
Central	0	0	-
Darling Downs & South West	0	0	-
Sunshine Coast & Wide Bay	0	2	2 x Region Notifications Generated
Metro North	0	0	-
Metro South	0	0	-
Gold Coast	0	0	-
State OpCen	0	0	-
<b>Total</b>	<b>0</b>	<b>2</b>	<b>2 x Region Notifications Generated</b>

Workplace Health and Safety Incidents

Incident Number	Date	Location	Details	Outcomes/Follow up required?
19396335	26.06.224	Irrelevant Metro North Region	<p><b>Occupational Violence</b></p> <p>QAS responded to reports of an adult male unconscious in a public place.</p> <p>On QAS arrival, patient awoke agitated and aggressive. Patient then escalated and began trying to punch QAS officers and Brisbane City Council workers. This was followed by the patient attempting to spit at officers.</p> <p>QPS attended scene, assisted with physical restraint. Resulting in the patient being taken into QPS custody.</p>	<p>OS conducted welfare check on officers. Officers were not physically injured.</p> <p>Officers denied offer of assessment.</p> <p>Priority One Activated.</p> <p>SHE Reports to be completed.</p>

COVID-19 PANDEMIC

Emerging COVID-19 Intelligence

- Nil identified.

PPE Incidents

Incident Number	Region	Type	Officers Involved	Notification	Outcomes/Issues/Follow up required?
Nil	-	-	-	-	-

Total  
number of  
diagnosed  
COVID-19  
positive  
infections

Region	Number of staff currently diagnosed COVID-19 positive	Cumulative number of diagnosed COVID-19 positive infections
<b>Central</b>	<b>4</b>	<b>633</b>
Operations Centre	1	48
Frontline Operational	3	566
Public Service & Central Office	0	19
<b>Darling Downs &amp; South West</b>	<b>5</b>	<b>534</b>
Operations Centre	0	47
Frontline Operational	5	472
Public Service & Central Office	0	15
<b>Far Northern</b>	<b>1</b>	<b>435</b>
Operations Centre	0	62
Frontline Operational	1	354
Public Service & Central Office	0	19
<b>Gold Coast</b>	<b>0</b>	<b>660</b>
Operations Centre	0	100
Frontline Operational	0	539
Public Service & Central Office	0	21
<b>Health Contact Centre</b>	<b>2</b>	<b>325</b>
<b>Metro North</b>	<b>7</b>	<b>926</b>
Frontline Operational	7	902
Public Service & Central Office	0	24
<b>Metro South</b>	<b>7</b>	<b>1,364</b>
Frontline Operational	7	1,335
Public Service & Central Office	0	29
<b>Northern</b>	<b>0</b>	<b>525</b>
Operations Centre	0	60
Frontline Operational	0	444
Public Service & Central Office	0	21

QASEC	1	71
State Headquarters	0	382
Frontline Operational	0	112
Public Service & Central Office	0	270
Brisbane Operations Centre	0	263
Sunshine Coast & Wide Bay	1	993
Operations Centre	0	81
Frontline Operational	1	885
Public Service & Central Office	0	27
<b>Operations Centre Total</b>	<b>1</b>	<b>661</b>
<b>Frontline Operational Total</b>	<b>24</b>	<b>5,609</b>
<b>Public Service &amp; Central Office Total</b>	<b>0</b>	<b>445</b>
QASEC Total	1	71
HCC Total	2	325
QAS Total	28	7,111
University Students	1	75

*\*Data available only for university students diagnosed COVID-19 positive during university placement.*



# State Operations Coordination Centre Situation Report

Reporting Date	Reporting Time	Reporting Period	Report Reference
27.06.2024	0500 hrs	1700-0500 hrs	NS REPORT 26.06.2024

## Data Integrity (0500 hrs report only)

Integrity


Check	Status	Assessment
Database load:	Data for yesterday is complete	Status should be highlighted green & indicate 'Data for yesterday is complete'.
(Cube) QACIR - Percentiles LASN was last built at:	27/06/2024 3:05:54 AM	Status should be highlighted green & indicate date/time that is this morning.
Latest data contained in (Cube) QACIR - Percentiles LASN is:	26/06/2024	Status should be highlighted green & indicate yesterday's date.

## Service Demand

Number of Triple Zero Calls

Day	Date	TSV	ROK	TWB	MAR	BNE	SPT	CNS	TOTAL
Wednesday	26.06.2024	193	230	203	473	1,168	773	232	3,272

Day	Date	Daily June 2024 Average	Daily June 2023 Average	Difference (Increase/Decrease)
Wednesday	26.06.2024	3,264	3,225	 39

<b>Operations Centre Reports</b>	<ul style="list-style-type: none"> <li>SOCC enacted the Statewide Emergency Rule was enacted at 1030 hrs, 26.06.2024 and was revoked at 1837 hrs, 26.06.2024</li> </ul>
----------------------------------	---

<b>Grade of Service</b>	<b>Day</b>	<b>Date</b>	<b>TSV</b>	<b>ROK</b>	<b>TWB</b>	<b>MAR</b>	<b>BNE</b>	<b>SPT</b>	<b>CNS</b>	<b>TOTAL</b>
	Wednesday	26.06.2024	97.4%	92.3%	93.6%	94.2%	94.5%	93.0%	94.0%	94.0%

**Total incidents and responses for the day**

	Date	Total	Total Comparative for same time last year	Difference (increase/decrease)
<b>Code 1 Incidents</b>	26.06.2024 until 0000 hrs	1,555		
	27.06.2024 until 0500 hrs	180		
<b>Responses – Codes 1-4</b>	26.06.2024 until 0000 hrs	4,360	4,223	▲ 137
	27.06.2024 until 0500 hrs	323	359	▼ 36

- The iROAM Code 1 Analysis at midnight appears to be in line with recent operational demand.

	Pending incidents	Time	Number of incidents
<b>Pending Incidents</b>	Highest pending queue	0035 hrs	81
	Lowest pending queue	1932 hrs	31
	At time of report	0500 hrs	58

Level Three  
 Hospital  
 Escalations

Region	Hospital	Time On	Time Off
Central	Rockhampton Hospital	0058 hrs	0132 hrs
Metro South	Ipswich General Hospital	0530 hrs, 23.06.2024	-
	Logan Community Hospital	1214 hrs	-
	Queen Elizabeth II Hospital	1342 hrs	-
	Redland Hospital	0955 hrs, 25.06.2024	0202 hrs
	Princess Alexandra Hospital	1610 hrs	-
	Mater Adults Hospital	1329 hrs	0437 hrs
Darling Downs & South West	Toowoomba Base Hospital	1216 hrs, 25.06.2024	-
Sunshine Coast & Wide Bay	Gympie General Hospital	1421 hrs	1828 hrs
Gold Coast	Gold Coast University Hospital	2103 hrs	0233 hrs
		0345 hrs	0434 hrs